

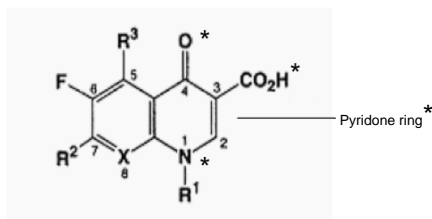
Miscellaneous Antibiotics
(we didn't know where else to put these)

- Quinolones
- Trimethoprim/Sulfamethoxazole
- Daptomycin
- Metronidazole
- Cases

Quinolones

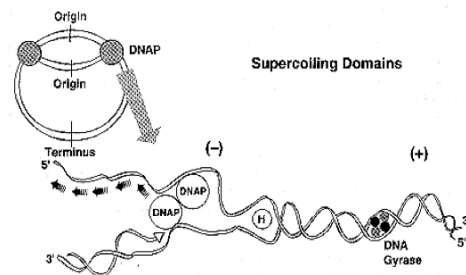
- Bactericidal broad spectrum antibiotics
- Increasingly used because of their relative safety, their availability both orally and parenterally and their favorable pharmacokinetics
- There is increasing concern about the emergence of resistance to these agents

Quinolone Structure



* Required for antibacterial activity

Quinolones - Mechanism of Action



Quinolones - Mechanism of Action

- Quinolones are bactericidal. They inhibit bacterial DNA synthesis in several ways causing rapid cell death
- Quinolones bind the DNA-DNA gyrase (topoisomerase II) complex blocking further DNA replication

Quinolones - Mechanism of Action

- Quinolones block topoisomerase IV interfering with separation of interlocked (concatenated), replicated DNA molecules
- There appear to be additional sites of quinolone action that are as yet not well characterized

Quinolones - Antibacterial Spectrum

- 1st generation (quinolones - nalidixic acid): limited to Gram negative enteric bacteria (UTIs)
- 2nd generation (fluoroquinolones - norfloxacin, ciprofloxacin): improved Gram negative coverage with activity against *S. aureus* (systemic infections), *Pseudomonas* and also against *B. anthracis*
 - Addition of fluorine and piperazine derivative

Quinolones - Antibacterial Spectrum

- 3rd generation (fluoroquinolones - levofloxacin): Improved activity against Gram positives *e.g.* staphylococci and pneumococci, also has activity against mycoplasma, legionella and anaerobes (systemic infections) longer half life
 - Increased structural complexity, greater antimicrobial spectrum but also increase in some toxicity
- Moxifloxacin is a newer agent with an extended half-life and enhanced Gram positive activity

Bacterial Resistance to Quinolones (1)

- In the past ten years there has been a dramatic increase in the frequency of resistance to quinolones
- Selective antibiotic pressure and horizontal spread of strains appears to be responsible
- Use of quinolones in animal feed has also contributed to increasing resistance among some bacterial species

Bacterial Resistance to Quinolones (2)

- Resistance can emerge during therapy - especially with *S. aureus* or *P. aeruginosa*. A single mutation is sufficient to cause resistance.
- Resistance is chromosomal rather than plasmid-mediated.
- Mutations occur in the genes for DNA gyrase (topoisomerase type II) and topoisomerase IV (responsible for unlinking DNA following replication)

Bacterial Resistance to Quinolones (3)

- Mutations also occur in the genes for topoisomerase IV
- Active efflux system
 - Present in both Gram positive and negative bacteria
- Collateral damage - *e.g.*, *C. difficile*

Quinolones - Pharmacokinetics (1)

- Well absorbed orally - bioavailability of $\geq 50\%$
- Some fluoroquinolones are available parenterally
- Excellent tissue distribution - Conc'ns in kidney, prostate, lung and bile usually $>$ serum. Conc'ns in bone, CSF $<$ serum.
- Quinolones also achieve high intracellular conc'ns (*e.g.* PMNs)

Quinolones - Pharmacokinetics (2)

- Elimination - Most are eliminated by the kidneys, although some are eliminated by the liver
- Drug interactions - decreased oral absorption following coadministration of metal cations

Quinolones - Toxicity (1)

- Quinolones are among the most well tolerated antimicrobial agents
- Gastrointestinal, CNS symptoms can occur
- Allergic reactions - rash, urticaria, drug fever
- Photosensitivity (additional fluorine or chloride at position 8 increases the incidence)

Quinolones - Toxicity (2)

- Liver function abnormalities - usually mild, rare fatalities recently reported following treatment with trovafloxacin
- Joint symptoms - arthralgias, joint swelling, tendinitis (including tendon rupture)

An 81-year-old woman with rheumatoid arthritis, Sjogren's syndrome, and hypertension presented with swelling and pain in the area of the left heel, which had developed suddenly a week after a short course of levofloxacin for acute bronchitis



Vyas H and Krishnaswamy G. N Engl J Med 2007;357:2067

THE NEW ENGLAND JOURNAL OF MEDICINE

Indications for the Use of Quinolones (1)

- Empiric therapy of community-acquired pneumonia in selected settings
- Oral therapy of complicated urinary tract or respiratory tract infections
- Oral therapy of serious infections such as osteomyelitis, pneumonia or soft tissue infections

Indications for the Use of Quinolones (2)

- Treatment of sexually transmitted diseases: gonorrhea, chancroid, chlamydial urethritis
- Empiric therapy of travelers diarrhea
- Therapy for multidrug-resistant tuberculosis

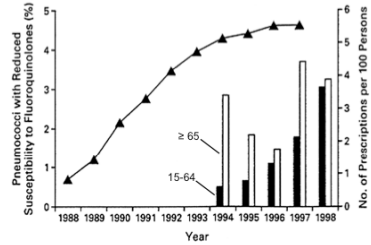
Quinolones - cautionary tales!



- Decreased susceptibility due to infections acquired during foreign travel
- Also from acquisition of resistant strains from poultry

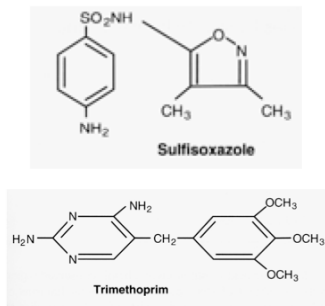
DECREASED SUSCEPTIBILITY OF *STREPTOCOCCUS PNEUMONIAE* TO FLUOROQUINOLONES IN CANADA

DANNY K. CHEN, M.D., ALLISON MCGEE, M.D., JOYCE C. DE AZAVEDO, Ph.D., AND DONALD E. LOW, M.D., FOR THE CANADIAN BACTERIAL SURVEILLANCE NETWORK*

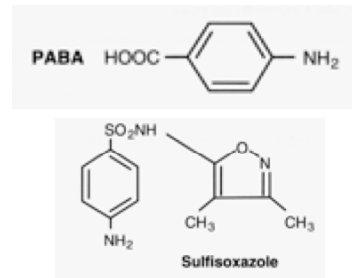


Chen et al. NEJM 341:233, 1999

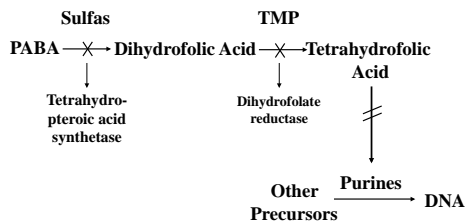
Trimethoprim-Sulfamethoxazole



Trimethoprim-Sulfamethoxazole



Trimethoprim-Sulfamethoxazole: Mechanism of Action



Zimmer & Mayer, Mandell ID

Trimethoprim-Sulfamethoxazole: Mechanism of Action

- Sequential interference with folic acid synthesis results in bacterial synergism often with bactericidal activity
- Sulfonamides are structural analogues of para-amino benzoic acid (PABA), competitively inhibiting synthesis of dihydrofolic acid
- Trimethoprim is an analogue of the pteridine portion of dihydrofolic acid inhibiting synthesis of tetrahydrofolic acid

Trimethoprim-Sulfamethoxazole Resistance

- Resistance is reduced because of the sequential interference with steps involved in folic acid synthesis
- Sulfas: decreased permeability (plasmid-mediated), increased production of PABA
- TMP: synthesis of DHFR with decreased affinity for TMP (plasmid-mediated), overproduction of DHFR
- Resistance to both TMP and SMZ has been increasing.

Trimethoprim-Sulfamethoxazole Pharmacology

- Combination antibiotic with 1:5 ratio of TMP to SMZ achieves a serum ratio of 1:20
- Available both orally or parenterally
- Both agents are well distributed achieving good levels in the lungs, kidneys, biliary tree and the central nervous system
- Both are partially metabolized in the liver and are excreted in the urine.
- The serum half-life is 9-11h, however it is prolonged in subjects with renal insufficiency

Trimethoprim-Sulfamethoxazole Spectrum of Activity

- Excellent broad spectrum activity against a diversity of microorganisms
- Gram negatives: *E. coli*, klebsiella, proteus, salmonella, shigella, vibrio, *B. cepacia*, *H. influenzae*, *Neisseria spp.*
- Gram positives: staphylococci, streptococci, listeria, not enterococci
- Miscellaneous: pneumocystis, nocardia, chlamydia

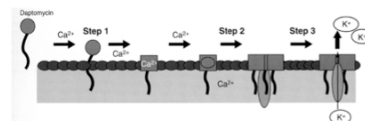
Trimethoprim-Sulfamethoxazole Toxicity

- Hypersensitivity reactions: rash, fever
- GI symptoms: nausea, vomiting diarrhea
- Rare: hepatitis, megaloblastic anemia, increased serum creatinine
- Toxicity from TMP-SMZ including fever, rashes, Stevens Johnson syndrome, is dramatically increased in subjects with AIDS. The reason for this is unclear.

Trimethoprim-Sulfamethoxazole Indications for Use

- Urinary tract infections
- Prostatitis
- Treatment of *Pneumocystis carinii* infection
- Treatment of diarrheal illnesses due to salmonella, shigella and enterotoxigenic *E. coli*
- Treatment of upper and lower respiratory infections caused by susceptible organisms
- Treatment of selected infections caused by susceptible pathogens - *B. cepacia*, nocardia,

Daptomycin

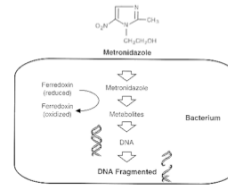


Mechanism of Action: Daptomycin is a bactericidal antibiotic with a novel mechanism of action. It binds and inserts into the cytoplasmic membrane in a calcium-dependent process with insertion of the lipophilic tail into the Gram-positive cytoplasmic membrane. This is followed by oligomerization and formation of a channel that allows ion leakage leading to cell death.

Daptomycin

- Spectrum: Daptomycin is active against many of antibiotic-resistant Gram positives such as VRE, MRSA and penicillin-resistant pneumococci
- Pharmacology: It is only available as a parenteral agent. It is cleared by the kidneys. It does not achieve adequate concentrations in the lung so it can't be used to treat pneumonia.
- Adverse reactions: Myopathy - need to monitor CPK (creatinine phosphokinase)
- Resistance: Resistance can emerge during therapy - mechanism uncertain

Metronidazole



Mechanism of action: Metronidazole enters a bacterium where, via the electron transport protein ferredoxin, it is reduced. MDZ causes the release of short lived intermediate products (free radicals) that damage DNA and other macromolecules

Metronidazole

- Spectrum: Has activity against a broad range of anaerobes (clostridia, bacteroides, helicobacter) and parasites (giardia, trichomonas)
- Pharmacology: Can be administered orally, rectally, vaginally, parenterally. Excreted in the urine. Considered bactericidal. Well distributed even to CNS
- Toxicity: Well tolerated - but disulfiram effect with alcohol, Not used in pregnancy and interferes with metabolism of coumadin
- Indications for use: Used for the treatment of anaerobic infections including those in the CNS (brain abscess), pseudomembranous colitis, bacteroides infections

Clinical Scenarios

A 58 year old diabetic with chronic renal disease develops a brain abscess. Aspiration and culture of the abscess reveals a pure culture of *Bacteroides fragilis*. He tells you that he had an anaphylactic reaction to penicillin 10 years ago.

Clinical Scenarios

A 44 year old male presents with fever, chills, cough and chest pain. His cough is nonproductive. On physical his respiratory rate is 33, you hear bibasilar rales and his chest X-ray reveals bilateral lower lobe infiltrates. His laboratory studies are not helpful. You treat him with what?

Does it matter that the incidence of penicillin resistance among pneumococci in the community is 15%?

Clinical Scenarios

Despite three days of your therapy he fails to improve. You take a more detailed history and discover he is at risk for HIV. Does this alter your initial therapy?

You treat him with trimethoprim sulfamethoxazole and steroids in addition to your fluoroquinolone and he slowly improves however seven days later he develops a rash.



Clinical Scenarios

A 30 year old medical student is about to go to a rural area of Mexico for a two month primary care elective. He is concerned about the possibility of contracting an infectious diarrhea while there and decides to take some antibiotic with him. What would be a good choice for empiric therapy of a diarrheal illness in this setting?

Clinical Scenarios

A 25 year old female with a history of recurrent urinary tract infections completes a 10 day course of ampicillin for an *E. coli* infection. One month later she returns with a new infection, this time caused by *K. pneumoniae*. In light of the frequency of these recurrences you are considering placing her on suppressive therapy.

Clinical Scenarios

A 77 year old man on hemodialysis develops persistent MRSA bacteremia. Treatment with vancomycin fails to stop the bacteremia. Why might this happen?

You elect to switch to another antibiotic - which one?

Clinical Scenarios

A 77 year old man is diagnosed with a pneumonia that is caused by a methicillin resistant *S. aureus*. Which one of the following would not be a good choice to treat his infection?

- a. Vancomycin
- b. Daptomycin
- c. Linezolid
- d. Trimethoprim-sulfamethoxazole