

Measurement of neutrino velocity with the MINOS detectors and NuMI neutrino beam

P. Adamson,^{9,18} C. Andreopoulos,²³ K. E. Arms,¹⁹ R. Armstrong,¹² D. J. Auty,²⁷ S. Avvakumov,²⁶ D. S. Ayres,¹ B. Baller,⁹ B. Barish,⁵ P. D. Barnes, Jr.,¹⁷ G. Barr,²¹ W. L. Barrett,³¹ E. Beall,^{1,19} B. R. Becker,¹⁹ A. Belias,²³ T. Bergfeld,²⁵ R. H. Bernstein,⁹ D. Bhattacharya,²² M. Bishai,⁴ A. Blake,⁶ B. Bock,²⁰ G. J. Bock,⁹ J. Boehm,¹⁰ D. J. Boehnlein,⁹ D. Bogert,⁹ P. M. Border,¹⁹ C. Bower,¹² E. Buckley-Geer,⁹ A. Cabrera,²¹ J. D. Chapman,⁶ D. Cherdack,³⁰ S. Childress,⁹ B. C. Choudhary,⁹ J. H. Cobb,²¹ S. J. Coleman,³² A. J. Culling,⁶ J. K. de Jong,¹¹ A. De Santo,²¹ M. Dierckxsens,⁴ M. V. Diwan,⁴ M. Dorman,^{18,23} D. Drakoulakos,² T. Durkin,²³ A. R. Erwin,³³ C. O. Escobar,⁷ J. J. Evans,²¹ E. Falk Harris,²⁷ G. J. Feldman,¹⁰ T. H. Fields,¹ T. Fitzpatrick,⁹ R. Ford,⁹ M. V. Frohne,³ H. R. Gallagher,³⁰ G. A. Giurgiu,¹ A. Godley,²⁵ J. Gogos,¹⁹ M. C. Goodman,¹ P. Gouffon,²⁴ R. Gran,²⁰ E. W. Grashorn,^{19,20} N. Grossman,⁹ K. Grzelak,²¹ A. Habig,²⁰ D. Harris,⁹ P. G. Harris,²⁷ J. Hartnell,²³ E. P. Hartouni,¹⁷ R. Hatcher,⁹ K. Heller,¹⁹ A. Holin,¹⁸ C. Howcroft,⁵ J. Hylen,⁹ D. Indurthy,²⁹ G. M. Irwin,²⁶ M. Ishitsuka,¹² D. E. Jaffe,⁴ C. James,⁹ L. Jenner,¹⁸ D. Jensen,⁹ T. Joffe-Minor,¹ T. Kafka,³⁰ H. J. Kang,²⁶ S. M. S. Kasahara,¹⁹ M. S. Kim,²² G. Koizumi,⁹ S. Kopp,²⁹ M. Kordosky,¹⁸ D. J. Koskinen,¹⁸ S. K. Kotelnikov,¹⁶ A. Kreymer,⁹ S. Kumaratunga,¹⁹ K. Lang,²⁹ A. Lebedev,¹⁰ R. Lee,¹⁰ J. Ling,²⁵ J. Liu,²⁹ P. J. Litchfield,¹⁹ R. P. Litchfield,²¹ P. Lucas,⁹ W. Luebke,¹¹ W. A. Mann,³⁰ A. Marchionni,⁹ A. D. Marino,⁹ M. L. Marshak,¹⁹ J. S. Marshall,⁶ N. Mayer,²⁰ A. M. McGowan,^{1,19} J. R. Meier,¹⁹ G. I. Merzon,¹⁶ M. D. Messier,¹² D. G. Michael,^{5,*} R. H. Milburn,³⁰ J. L. Miller,^{15,*} W. H. Miller,¹⁹ S. R. Mishra,²⁵ A. Mislivec,²⁰ P. S. Miyagawa,²¹ C. D. Moore,⁹ J. Morfín,⁹ L. Muallem,^{5,19} S. Mufson,¹² S. Murgia,²⁶ J. Musser,¹² D. Naples,²² J. K. Nelson,³² H. B. Newman,⁵ R. J. Nichol,¹⁸ T. C. Nicholls,²³ J. P. Ochoa-Ricoux,⁵ W. P. Oliver,³⁰ T. Osiecki,²⁹ R. Ospanov,²⁹ J. Paley,¹² V. Paolone,²² A. Para,⁹ T. Patzak,⁸ Ž. Pavlović,²⁹ G. F. Pearce,²³ C. W. Peck,⁵ C. Perry,²¹ E. A. Peterson,¹⁹ D. A. Petyt,¹⁹ H. Ping,³³ R. Piteira,⁸ R. Pittam,²¹ R. K. Plunkett,⁹ D. Rahman,¹⁹ R. A. Rameika,⁹ T. M. Raufer,²¹ B. Rebel,⁹ J. Reichenbacher,¹ D. E. Reyna,¹ C. Rosenfeld,²⁵ H. A. Rubin,¹¹ K. Ruddick,¹⁹ V. A. Ryabov,¹⁶ R. Saakyan,¹⁸ M. C. Sanchez,¹⁰ N. Saoulidou,⁹ D. Saranen,¹⁹ J. Schneps,³⁰ P. Schreiner,³ V. K. Semenov,¹³ S.-M. Seun,¹⁰ P. Shanahan,⁹ W. Smart,⁹ V. Smirnitsky,¹⁴ C. Smith,^{18,27} A. Sousa,^{21,30} B. Speakman,¹⁹ P. Stamoulis,² P. A. Symes,²⁷ N. Tagg,^{30,21,†} R. L. Talaga,¹ E. Tetteh-Lartey,²⁸ J. Thomas,¹⁸ J. Thompson,^{22,*} M. A. Thomson,⁶ J. L. Thron,¹ G. Tinti,²¹ I. Trostin,¹⁴ V. A. Tsarev,¹⁶ G. Tzanakos,² J. Urheim,¹² P. Vahle,¹⁸ V. Verebryusov,¹⁴ B. Viren,⁴ C. P. Ward,⁶ D. R. Ward,⁶ M. Watabe,⁶ A. Weber,^{21,23} R. C. Webb,²⁸ A. Wehmann,⁹ N. West,²¹ C. White,¹¹ S. G. Wojcicki,²⁶ D. M. Wright,¹⁷ Q. K. Wu,²⁵ T. Yang,²⁶ F. X. Yumiceva,³² H. Zheng,⁵ M. Zois,² and R. Zwaska⁹

(MINOS Collaboration)

¹Argonne National Laboratory, Argonne, Illinois 60439, USA²Department of Physics, University of Athens, GR-15771 Athens, Greece³Physics Department, Benedictine University, Lisle, Illinois 60532, USA⁴Brookhaven National Laboratory, Upton, New York 11973, USA⁵Lauritsen Laboratory, California Institute of Technology, Pasadena, California 91125, USA⁶Cavendish Laboratory, University of Cambridge, Madingley Road, Cambridge CB3 0HE, United Kingdom⁷Universidade Estadual de Campinas, IF-UNICAMP, CP 6165, 13083-970, Campinas, SP, Brazil⁸APC-Université Paris 7 Denis Diderot, 10, rue Alice Domon et Léonie Duquet, F-75205 Paris Cedex 13, France⁹Fermi National Accelerator Laboratory, Batavia, Illinois 60510, USA¹⁰Department of Physics, Harvard University, Cambridge, Massachusetts 02138, USA¹¹Physics Division, Illinois Institute of Technology, Chicago, Illinois 60616, USA¹²Indiana University, Bloomington, Indiana 47405, USA¹³Institute for High Energy Physics, Protvino, Moscow Region RU-140284, Russia¹⁴High Energy Experimental Physics Department, Institute of Theoretical and Experimental Physics, B. Cherenushkinskaya, 25, 117218 Moscow, Russia¹⁵Physics Department, James Madison University, Harrisonburg, Virginia 22807, USA¹⁶Nuclear Physics Department, Lebedev Physical Institute, Leninsky Prospect 53, 117924 Moscow, Russia¹⁷Lawrence Livermore National Laboratory, Livermore, California 94550, USA¹⁸Department of Physics and Astronomy, University College London, Gower Street, London WC1E 6BT, United Kingdom¹⁹University of Minnesota, Minneapolis, Minnesota 55455, USA²⁰Department of Physics, University of Minnesota-Duluth, Duluth, Minnesota 55812, USA²¹Subdepartment of Particle Physics, University of Oxford, Denys Wilkinson Building, Keble Road, Oxford OX1 3RH, United Kingdom²²Department of Physics and Astronomy, University of Pittsburgh, Pittsburgh, Pennsylvania 15260, USA²³Rutherford Appleton Laboratory, Chilton, Didcot, Oxfordshire, OX11 0QX, United Kingdom

²⁴*Instituto de Física, Universidade de São Paulo, CP 66318, 05315-970, São Paulo, SP, Brazil*²⁵*Department of Physics and Astronomy, University of South Carolina, Columbia, South Carolina 29208, USA*²⁶*Department of Physics, Stanford University, Stanford, California 94305, USA*²⁷*Department of Physics and Astronomy, University of Sussex, Falmer, Brighton BN1 9QH, United Kingdom*²⁸*Physics Department, Texas A&M University, College Station, Texas 77843, USA*²⁹*Department of Physics, University of Texas, 1 University Station, Austin, Texas 78712, USA*³⁰*Physics Department, Tufts University, Medford, Massachusetts 02155, USA*³¹*Physics Department, Western Washington University, Bellingham, Washington 98225, USA*³²*Department of Physics, College of William & Mary, Williamsburg, Virginia 23187, USA*³³*Physics Department, University of Wisconsin, Madison, Wisconsin 53706, USA*

(Received 4 June 2007; published 15 October 2007)

The velocity of a ~ 3 GeV neutrino beam is measured by comparing detection times at the near and far detectors of the MINOS experiment, separated by 734 km. A total of 473 far detector neutrino events was used to measure $(v - c)/c = 5.1 \pm 2.9 \times 10^{-5}$ (at 68% C.L.). By correlating the measured energies of 258 charged-current neutrino events to their arrival times at the far detector, a limit is imposed on the neutrino mass of $m_\nu < 50$ MeV/ c^2 (99% C.L.).

DOI: [10.1103/PhysRevD.76.072005](https://doi.org/10.1103/PhysRevD.76.072005)

PACS numbers: 14.60.Lm

I. INTRODUCTION

Investigations of the intrinsic properties of neutrinos and their interactions have led to discoveries such as finite mass, lepton-flavor number violation, and oscillations with large mixing angles [1]. These surprises warrant careful measurement of other basic neutrino properties such as the relationship between energy and velocity.

If the mass of the heaviest neutrino is assumed to be 3 eV/ c^2 , the best direct limit on a neutrino mass [2,3], then the relativistic velocity v of a 10 GeV neutrino should satisfy $|v - c|/c \lesssim 10^{-19}$. Cosmological measurements [4] give a mass limit an order of magnitude smaller, implying an even tighter velocity constraint. However, theories have been proposed to allow some or all neutrinos to travel along “shortcuts” off the brane through large extra dimensions [5], and thus have apparent velocities different than the speed of light. Some of these theories [6–8] allow $|v - c|/c \sim 10^{-4}$ at neutrino energies of a few GeV. Terrestrial neutrino beams could measure an effect of this magnitude.

Earlier terrestrial measurements [9–11] constrained $|v - c|/c < 4 \times 10^{-5}$ by comparing the interaction times of muons and muon neutrinos of $E_\nu > 30$ GeV created in a 1 ns beam spill over a distance of ~ 500 m. This work differs in several respects: First, MINOS employs a lower energy beam (~ 3 GeV). Second, we measure the absolute transit time of an ensemble of neutrinos, to < 100 ns accuracy, by comparing neutrino arrival times at the MINOS near detector (ND) and far detector (FD), separated by a distance of 734 km. Third, we make the unique measurement of comparing the energies of neutrinos in charged-current (CC) interactions to the interaction times in the FD.

The MINOS detectors [12–14] are steel-scintillator tracking calorimeters. Planes of 2.54 cm thick steel separate planes made of scintillator strips, 4.1 cm wide and 1 cm thick. The planes are oriented 3.3° from the normal to the beam direction. Strips are aligned orthogonally on adjacent planes to allow three-dimensional reconstruction of event topology. Multianode photomultiplier tubes (PMTs) read out the strips via wavelength-shifting optical fibers.

The time of each PMT hit is recorded by the detector’s clock to a precision of 18.8 ns (ND) and 1.6 ns (FD). Although the implementation of these clocks differ, each is synchronized to a global positioning system (GPS) receiver to provide absolute universal coordinated time (UTC). The two identical receivers, situated underground, connect to the surface by identical optical transceivers and optical fibers with lengths given in Table I.

The NuMI beam is created by impinging protons from the Fermilab Main Injector onto a graphite target. The

TABLE I. Relevant MINOS and NuMI parameters.

Baseline	
Distance ^a ND to FD, L	$734\,298.6 \pm 0.7$ m [15]
Nominal time of flight, τ	$2\,449\,356 \pm 2$ ns
MINOS timing system	
GPS receivers	TrueTime model XL-AK
Antenna fiber delay	1115 ns ND, 5140 ns FD
Single event time resolution	< 40 ns
Random clock jitter	100 ns (typical), each site
Main Injector parameters	
Main Injector cycle time	2.2 sec/spill (typical)
Main Injector batches/spill	5 or 6
Spill duration	$9.7 \mu\text{s}$ (6 batches)
Batch duration	1582 ns
Gap between batches	38 ns

^aDistance between front face of the ND and the center of the FD.

*Deceased.

†Corresponding author.

secondary mesons are focused by two horns and allowed to decay in a 675 m long decay pipe. The resulting neutrino beam is 93% ν_μ , 6% $\bar{\nu}_\mu$, and 1% $\nu_e + \bar{\nu}_e$ at the near detector. After oscillating [13], the beam at the far detector is approximately 60% ν_μ . The energy spectrum is peaked at approximately 3 GeV, with a long high-energy tail extending to 120 GeV.

The Main Injector accelerates protons to 120 GeV and sends them to NuMI by single-turn extraction. It operates in one of several modes, allowing either 5 or 6 batches of protons per spill. A pulsed dipole magnet extracts protons from the Main Injector. The extraction magnet signal is time stamped by the ND GPS receiver and defines time of the spill, t_0 .

II. DATA SELECTION

CC ν_μ events in the ND are selected using criteria identical to those of Ref. [13]: events are required to have total reconstructed energy less than 30 GeV, have a vertex contained within a 1 m radius fiducial volume, and be in time with the spill ($\pm \sim 7 \mu\text{s}$). A probability-based particle identification parameter removes neutral-current (NC) shower events. This analysis sampled 1.6×10^6 ND events, roughly 1/3 of the first year's data.

The preselection of events in the FD requires event times within $\pm 50 \mu\text{s}$ of the expected arrival time (assuming a massless neutrino). Events are accepted if they satisfy one of three selections: ν_μ CC events contained in the fiducial volume, neutrino-induced muons from CC interactions in the rock outside the detector (rock-muons), and shower events.

The contained CC event selection is again similar to that of Ref. [13]; events are required to have a vertex within the fiducial volume, and to have a well-reconstructed track with direction within 53° of that of the beam. In this work, both ν_μ and $\bar{\nu}_\mu$ candidates are selected. Events with tracks penetrating the top of the detector volume are vetoed as possible cosmic-ray contamination. The energy of the CC events is determined by summing hadronic shower energy and muon energy derived from track length or curvature.

Rock-muon events are selected by considering only muons which enter the front face of the detector, to reduce background. The track is required to be contained within the detector volume or to exit the lower half of the detector, to remove background due to cosmic rays reconstructed with the wrong directionality. The track was also required to have a direction within 26° of the beam direction.

Shower events are mostly from NC interactions, but also include CC events from ν_e , and ν_τ or ν_μ in which no muons are detected. Events with a cluster of hit strips with a total pulse height greater than approximately 300 MeV are accepted as shower events. Shower events are required to be contained inside the detector volume, thereby reducing cosmic-ray events and random noise.

A total of 473 neutrino-induced FD events were selected, of which 258 were contained ν_μ or $\bar{\nu}_\mu$ CC events. By relaxing the selection cuts, the cosmic-ray induced background is estimated to be < 1 event.

III. NEUTRINO EVENT TIMING

The time of a neutrino interaction in the ND is taken as time of the earliest scintillator hit, t_{ND} . This time is compared to the time of extraction magnet signal, t_0 , and corrected for known timing delays: $t_1 = t_{\text{ND}} - t_0 - d_{\text{ND}}$. Similarly, for FD events, $t_2 = t_{\text{FD}} - t_0 - d_{\text{FD}}$.

The corrections d_{ND} and d_{FD} incorporate known offsets and delays due to readout time, electronic latency, and GPS antenna fiber delays. Test-stand measurements were used to find the magnitude of each offset. Table II summarizes the uncertainties on these corrections. The uncertainty on the net correction $|d_{\text{ND}} - d_{\text{FD}}|$ was determined to be ± 64 ns at a 68% C.L. The delay of optical fibers that run between the surface antennas and the underground GPS receivers created the largest uncertainties; these uncertainties were estimated from the dispersion of multiple independent measurements of the fiber delays. For example, the delay of a far detector fiber was independently measured with four instruments: an Optical Wavelength Labs BOLT-NL, an Aligent E6000B optical time domain reflectometer (OTDR), an EXFO FTB-300 OTDR, and a custom-built test apparatus. The results of these four measurements all differed, with a rms of 46 ns, roughly 1% of the delay.

If the pulse of neutrinos were instantaneous, the deviation from the expected time-of-flight τ could be measured as $\delta = (t_2 - t_1) - \tau$. However, the NuMI beam pulse is 9.7 μs long, with an intensity time profile consisting of 6 batches with short gaps in between. The relative intensities of these batches, and the shape of the gaps, are due to the proton intensity profile of the NuMI beam. Two running modes, “5-batch” and “6-batch” are distinguished on a pulse-by-pulse basis. (The “5-batch” mode includes two types of spill, where either the first or last batch is not delivered to NuMI.) The ND measures this intensity profile with neutrino interactions. This measurement calibrates the neutrino time relative to the extraction fire signal.

TABLE II. Sources of uncertainty in ν relative time measurement.

	Description	Uncertainty (68% C.L.)
A	Distance between detectors	2 ns
B	ND antenna fiber length	27 ns
C	ND electronics latencies	32 ns
D	FD antenna fiber length	46 ns
E	FD electronics latencies	3 ns
F	GPS and transceivers	12 ns
G	Detector readout differences	9 ns
Total (sum in quadrature)		64 ns

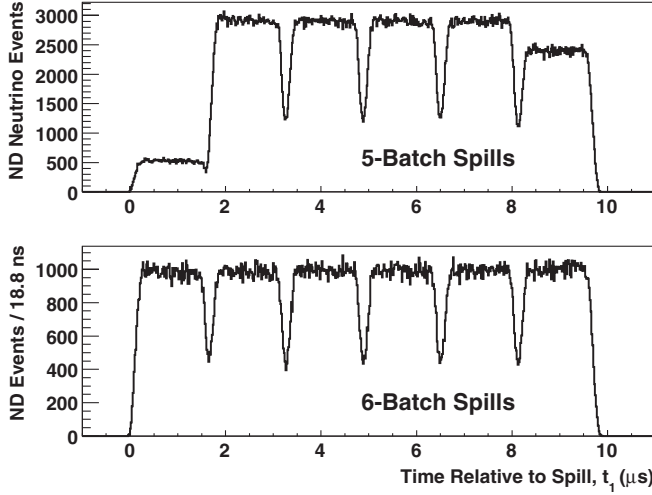


FIG. 1. Neutrino event time distribution measured at the MINOS near detector. The top plot corresponds to events in 5-batch spills $P_1^5(t_1)$ while the bottom plot corresponds to 6-batch spills $P_1^6(t_1)$.

This profile is shown as Fig. 1 and is represented as probability density functions (PDFs) $P_1^5(t_1)$ and $P_1^6(t_1)$.

The arrival time distribution of neutrinos at the FD is similar, but the relative jitter of the two GPS clocks further degrades the time resolution. These clocks have a maximum error of ± 200 ns relative to UTC, with a typical error of 100 ns. The uncorrelated jitter of two clocks, in addition to detector time resolution, gives a total relative (FD/ND) time uncertainty of $\sigma = 150$ ns. We therefore compose PDFs of the expected FD neutrino arrival time distribution P_2^5 and P_2^6 :

$$P_2^n(t_2) = \int \frac{1}{\sigma\sqrt{2\pi}} \exp\left(-\frac{(t_2 - t')^2}{2\sigma^2}\right) P_1^n(t') dt' \quad (n = 5, 6). \quad (1)$$

The resulting PDF describes the predicted time distribution at the FD. The time of each event in the FD (t_2^i) was compared to this PDF. The deviation δ from the expected time was found by maximizing a log-likelihood function (L), summing each event (i) in the 5- and 6-batch data:

$$L = \sum_i \ln P_2(t_2^i - \tau - \delta). \quad (2)$$

The distribution of measured FD times is shown in Fig. 2, along with the predicted distribution for the best fit value of δ . The deviation was found to be $\delta = -126 \pm 32(\text{stat.}) \pm 64(\text{syst.})$ ns at a 68% (C.L.). The systematic uncertainty is due to timing offsets shown in Table II. The goodness-of-fit probability was determined by Monte Carlo (MC) to be 10%, and the likelihood is Gaussian in δ .

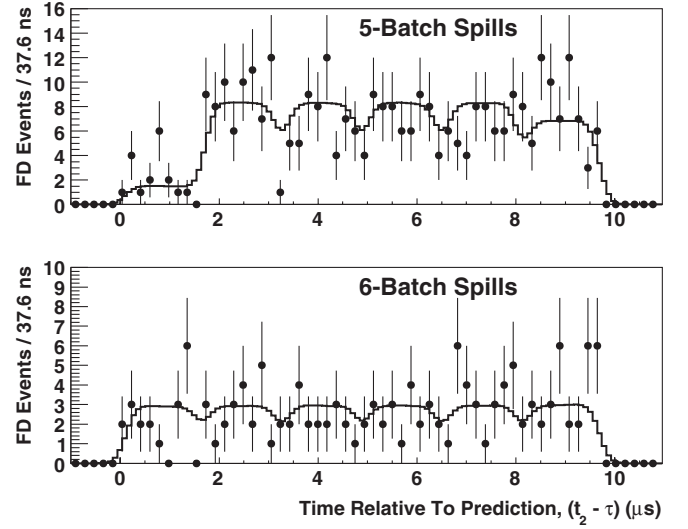


FIG. 2. Time distribution of FD events relative to prediction after fitting the time of flight. The top plot shows events in 5-batch spills, the bottom 6-batch spills. The normalized expectation curves $P_2^5(t)$ and $P_2^6(t)$ are shown as the solid lines.

IV. RELATIVISTIC MASS MEASUREMENT

If the neutrino had a relativistic mass m_ν and total energy E_ν , the time of flight would be

$$T_{m_\nu}(E_\nu) = \frac{\tau}{\sqrt{1 - \left(\frac{m_\nu c^2}{E_\nu}\right)^2}}, \quad (3)$$

where τ is the time of flight of a massless particle. For contained ν_μ and $\bar{\nu}_\mu$ CC events, the MINOS detectors measure the neutrino energy, allowing the hypothesis of a nonzero mass to be tested by measuring the arrival time as a function of E_ν .

The measured event times are fitted to a model with m_ν as a free parameter. For symmetry, the fit allowed m_ν to become negative; positive masses indicated retarded arrival times, while negative masses were interpreted as advanced arrival times, i.e., $T_{-m_\nu} \rightarrow \tau + (\tau - T_{m_\nu})$. The detector energy response $R(E_\nu, E_{\text{reco}})$ was parametrized by a PDF derived from MC, where E_{reco} is the energy reconstructed in the detector. The true energies E_ν^i are unknown, and so are fitted as a set of 258 parameters constrained by R and E_{reco} . At the peak beam energy, R is approximately Gaussian in $E_\nu - E_{\text{reco}}$ with a width of $\sim 30\%$.

The offset δ is taken as a parameter constrained by the earlier systematic measurements as a Gaussian about zero with $\sigma_\delta = 64$ ns. A log likelihood is constructed using the expected arrival time PDF $P_2(t_2)$, the arrival times t_2^i , the fitted true energies E_ν^i .

$$L = \frac{\delta^2}{2\sigma_\delta^2} + \sum_i [\ln P_2(t_2^i - T_{m_\nu}(E_\nu^i) - \delta) + \ln R(E_\nu^i, E_{\text{reco}}^i)]. \quad (4)$$

The result of the fit was $m_\nu = 17_{-28}^{+13}(\text{stat.}) \text{ MeV}/c^2$ at a 68% C.L. The likelihood function is non-Gaussian; the 99% C.L. is $m_\nu = 17_{-46}^{+33}(\text{stat.}) \text{ MeV}/c^2$. The best fit gave $\delta = -46 \text{ ns}$ and a goodness-of-fit probability of 8%.

The uncertainty on the energy resolution of the FD dominates the systematic uncertainty. The response $R(E_\nu^i, E_{\text{reco}}^i)$ was found by comparing the reconstructed neutrino energy with the input neutrino energy in a MC simulation, with events weighted for an oscillated neutrino beam, with $\Delta m_{23}^2 = 0.0027 \text{ eV}^2$, $\sin^2 2\theta_{23} = 1.0$ [13]. To estimate the systematic uncertainty, the detector response R was varied by (a) changing the expected neutrino energy distribution by varying oscillations parameters within the allowed range of Ref. [13], (b) increasing the NC contamination of the CC sample by $\pm 50\%$, (c) changing the shower energy scale by $\pm 11\%$, and (d) changing the muon energy scale by $\pm 2\%$. For each change, R was evaluated and the data reanalyzed. We incorporate these systematics by simply taking the extremum limits on m_ν from all of these trials, obtaining a final result of $m_\nu = 17_{-56}^{+33}(\text{stat.} + \text{syst.}) \text{ MeV}/c^2$, 99% C.L. The limiting case of $m_\nu = 50 \text{ MeV}/c^2$ is shown graphically in Fig. 3, which shows the data for events with energies less than 10 GeV. Neutrinos consistent with this mass fall inside the shaded region.

In practice, this method uses the high-energy events to constrain δ , and uses the lowest-energy events to constrain the relativistic neutrino mass. If the constraint on δ is removed, a free fit gives $m_\nu = 14_{-48}^{+42}(\text{stat.}) \text{ MeV}/c^2$ and $\delta = -99 \pm 140(\text{stat.}) \text{ ns}$ at a 99% C.L., with a probability of fit of 10%.

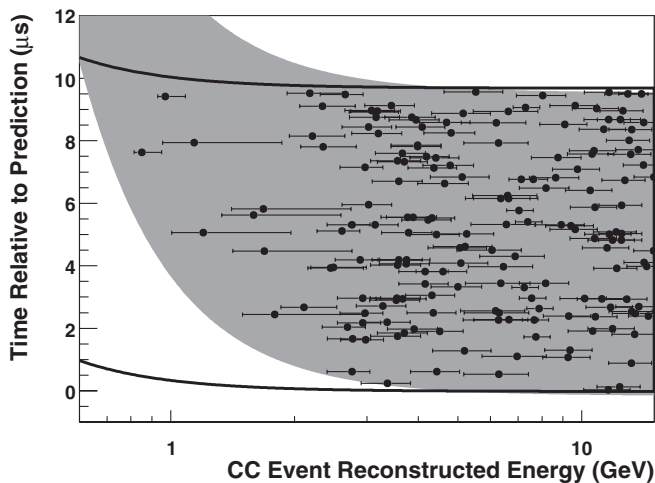


FIG. 3. The time and reconstructed energy for contained ν_μ charged-current events. The points show the measured times of events and reconstructed energy E_{reco} . The horizontal error bars indicate the $\sim 1\sigma$ energy uncertainty. The gray filled region indicates the allowed range of times predicted by a neutrino with $m_\nu = 50 \text{ MeV}/c^2$. The solid lines indicate the allowed range predicted $m_\nu = 17 \text{ MeV}/c^2$.

V. CONCLUSIONS

By measuring the arrival time of 473 contained CC, rock-muon, and NC events as measured by the MINOS GPS clocks, the deviation from the expected time at the far detector was found to be

$$\delta = -126 \pm 32(\text{stat.}) \pm 64(\text{syst.}) \text{ ns} \quad 68\% \text{C.L.}$$

By comparing to the nominal time of flight τ , we interpret this as a neutrino velocity of $v = L/(\tau + \delta)$ to satisfy

$$\frac{(v - c)}{c} = \frac{-\delta}{\tau + \delta} = 5.1 \pm 2.9(\text{stat.} + \text{syst.}) \times 10^{-5} \quad 68\% \text{C.L.}$$

for neutrinos of $\sim 3 \text{ GeV}$. This measurement is consistent with the speed of light to less than 1.8σ . The corresponding 99% confidence limit on the speed of the neutrino is $-2.4 \times 10^{-5} < (v - c)/c < 12.6 \times 10^{-5}$.

This measurement has implicitly assumed that the m_2 and m_3 neutrino mass eigenstates that comprise the beam are traveling at the same velocity. This assumption is borne out in observing that the arrival times at the far detector match the expectation distribution. Indeed, if the two eigenstates were to travel at velocities differing by as little as $\Delta v/v \geq 4 \times 10^{-7}$, the short $\sim 1 \text{ ns}$ bunches would separate in transit and thus decohere, changing or destroying oscillation effects at the far detector.

Besides the novelty of the technique, this measurement is unique in that it probes the 1–30 GeV region of neutrino energy not measured by previous experiments. The measurements described in Refs. [9,10] reached a sensitivity slightly better than this work, but only for neutrinos of $\sim 25 \text{ GeV}$ and higher. The most sensitive test of neutrino velocity was achieved by comparing¹ the arrival times of neutrinos [16,17] and photons from SN1987A, which achieved a sensitivity of $|v - c|/c < 2 \times 10^{-9}$ [18,19], four orders of magnitude better than the terrestrial measurements, but only for neutrinos of energy $\sim 10 \text{ MeV}$. In principle, neutrino velocity could be a strong function of energy. Our measurement constrains this previously untested regime.

By using the arrival time and reconstructed energies of 258 contained CC ν_μ and $\bar{\nu}_\mu$ events, a limit was found on the relativistic mass of the neutrino:

$$m_\nu < 50 \text{ MeV}/c^2(\text{stat.} + \text{syst.}) \quad 99\% \text{C.L.}$$

The method of relating time of flight to neutrino energy is a new technique made available by the MINOS calorimeters. With the entire MINOS data sample we anticipate a factor of 10 increase in statistics. This will improve the sensitivity of this measurement to as low as $10 \text{ MeV}/c^2$.

Direct mass measurement yields much tighter constraint of neutrino mass [2,3], but the method of measuring mass

¹The SN1987A measurement is predicated on the theoretical assumption that neutrinos and photons are emitted within three hours of each other.

by time of flight can additionally be viewed as a test of the relativistic energy-velocity relation. If the relation holds, the mass measured by time of flight should be consistent with direct measurements. Alternate theories, such as those suggested by Refs. [6–8], could be tested by these data.

ACKNOWLEDGMENTS

We thank the Fermilab staff and the technical staffs of the participating institutions for their vital contributions. This work was supported by the U.S. Department of Energy, the U.S. National Science Foundation, the U.K. Particle Physics and Astronomy Research Council, the State and University of Minnesota, the Office of Special

Accounts for Research Grants of the University of Athens, Greece, FAPESP (Rundacao de Amparo a Pesquisa do Estado de Sao Paulo), CNPq (Conselho Nacional de Desenvolvimento Cientifico e Tecnologico) in Brazil, and the computational resources of the AVIDD cluster at Indiana University. We gratefully acknowledge the Minnesota Department of Natural Resources for their assistance and for allowing us access to the facilities of the Soudan Underground Mine State Park. We also thank the crew of the Soudan Underground Physics laboratory for their tireless work in building and operating the MINOS detector.

-
- [1] W.-M. Yao *et al.*, *J. Phys. G* **33**, 471 (2006).
 - [2] C. Kraus *et al.*, *Eur. Phys. J. C* **40**, 447 (2005).
 - [3] V.M. Lobashev *et al.*, *Phys. Lett. B* **460**, 227 (1999).
 - [4] D.N. Spergel *et al.* (WMAP Collaboration), *Astrophys. J. Suppl. Ser.* **148**, 175 (2003).
 - [5] R.N. Mohapatra and A.Y. Smirnov, *Annu. Rev. Nucl. Part. Sci.* **56**, 569 (2006).
 - [6] G.G. Volkov, *Ann. Fond. Broglie* **31**, 227 (2006).
 - [7] V. Ammosov and G. Volkov arXiv:hep-ph/0008032.
 - [8] G.S. Asanov, arXiv:hep-ph/0009305.
 - [9] G.R. Kalbfleisch, N. Baggett, E.C. Fowler, and J. Alspector, *Phys. Rev. Lett.* **43**, 1361 (1979).
 - [10] J. Alspector *et al.*, *Phys. Rev. Lett.* **36**, 837 (1976).
 - [11] E. Gallas *et al.* (FMMF Collaboration), *Phys. Rev. D* **52**, 6 (1995).
 - [12] D.G. Michael *et al.* (MINOS Collaboration) (unpublished).
 - [13] D.G. Michael *et al.* (MINOS Collaboration), *Phys. Rev. Lett.* **97**, 191801 (2006).
 - [14] A. Belias *et al.*, *IEEE Trans. Nucl. Sci.* **51**, 451 (2004).
 - [15] V. Bocean, in *Proceedings of the 6th International Workshop on Accelerator Alignment (IWAA 99), Grenoble, France, 1999*, econf C9910183 (1999).
 - [16] K. Hirata *et al.*, *Phys. Rev. Lett.* **58**, 1490 (1987).
 - [17] R.M. Bionta *et al.*, *Phys. Rev. Lett.* **58**, 1494 (1987).
 - [18] L. Stodolsky, *Phys. Lett. B* **201**, 353 (1988).
 - [19] M.J. Longo, *Phys. Rev. Lett.* **60**, 173 (1988).