

## Review article

# Antipsychotics for the management of psychosis in Parkinson's disease: systematic review and meta-analysis

Ketan Dipak Jethwa and Oluwademilade A. Onalaja

**Background**

Antipsychotics can exacerbate motor symptoms in Parkinson's disease psychosis.

**Aims**

To systematically review the literature on the efficacy and acceptability of antipsychotics for Parkinson's disease psychosis.

**Method**

Randomised controlled trials comparing an antipsychotic with placebo were systematically reviewed.

**Results**

The final selection list included nine studies using quetiapine (3), clozapine (2), olanzapine (3) and pimavanserin (1). A narrative synthesis and meta-analyses (where appropriate) were presented for each antipsychotic. Clozapine demonstrated superiority over placebo in reducing psychotic

symptoms. Quetiapine and olanzapine did not significantly improve psychotic symptoms. All three antipsychotics may exacerbate motor symptoms. Quetiapine studies were associated with high drop-out rates due to adverse events. Pimavanserin is a novel treatment that warrants further investigation.

**Conclusions**

Further research is needed. Clozapine and pimavanserin appear to be a promising treatment for Parkinson's disease psychosis.

**Declaration of interest**

None.

**Copyright and usage**

© The Royal College of Psychiatrists 2015. This is an open access article distributed under the terms of the Creative Commons Non-Commercial, No Derivatives (CC BY-NC-ND) licence.

Psychosis (hallucinations and delusions) occurring in the context of Parkinson's disease may be primary, reflecting a progression of the underlying disease process, or secondary to the use of dopaminomimetic drugs. Psychotic symptoms can develop in up to 40% of Parkinson's disease patients.<sup>1,2</sup> Visual hallucinations, of animals or people, and paranoid or persecutory delusions (which may or may not be related to the hallucinations) are typically observed in Parkinson's disease. The onset of psychotic symptoms is associated with agitation, reduced quality of life and significant increases in caregiver burden, often heralding transfer to nursing homes.<sup>3</sup> Increasing age, cognitive decline and depression are risk factors for the development of psychotic symptoms.<sup>4</sup> The management of these distressing symptoms has proven to be difficult. Attempts to reduce dopaminomimetic drugs or the initiation of antipsychotic medication often results in unacceptable deterioration in motor function.<sup>5</sup> A number of open-label trials have been conducted of the atypical antipsychotics quetiapine,<sup>6,7</sup> olanzapine,<sup>8</sup> risperidone<sup>9,10</sup> and clozapine.<sup>11</sup> The results have been mixed. Antipsychotics exert their effect by antagonising dopaminergic neurotransmission, which also exacerbates parkinsonian motor deficits. Nevertheless, antipsychotics which exhibit fast dissociation from the dopamine receptor, such as quetiapine, or those that have preferential activity at dopamine-4 receptors (clozapine) may help alleviate psychotic symptoms without compromising motor function. There are now a number of randomised controlled trials and in this report we set out to review and analyse the efficacy and tolerability of antipsychotics in treating Parkinson's disease psychosis. This systematic review and meta-analysis will be reported as per the Preferred Reporting Items for Systematic Reviews and Meta-Analyses (PRISMA) guidelines ([www.prisma-statement.org](http://www.prisma-statement.org)).

**Method****Criteria for considering studies for this review**

Double-blind randomised controlled trials (RCTs).

**Types of participants**

Patients of any age and of both genders suffering from Parkinson's disease and psychosis that emerged after the diagnosis and treatment of Parkinson's disease. Cognitive impairment can occur in the context of Parkinson's disease as the disease progresses (Parkinson's disease dementia) but other parkinsonian syndromes such as dementia with Lewy body patients are excluded. Patients with drug or alcohol misuse or pre-existing psychosis or affective disorders are also excluded.

**Types of intervention**

Trials of typical antipsychotics and atypical antipsychotics at any dose and formulation compared to placebo or no treatment.

**Types of outcome measure**

1. Psychiatric symptoms – standardised psychiatric rating scales assessing psychopathology such as the Brief Psychiatric Rating Scale (BPRS) or Clinical Global Impression Scale (CGI). The BPRS is the most commonly used scale in Parkinson's disease psychosis trials.<sup>12</sup>
2. Motor symptomatology – standardised assessment scales such as the Unified Parkinson's Disease Rating Scale – Motor Subscale (UPDRSM).
3. Reporting of events precipitating trial withdrawal.

## Search methods for identification of studies

Cochrane Library (terms: 'parkinson', 'psychosis', 'hallucinos', 'hallucination', 'delusion', 'antipsychotic', 'neuroleptic'), MEDLINE, EMBASE and PsycINFO. Titles, keywords and abstracts of citations from electronic databases retrieved and full copies of potentially suitable trials assessed further.

The following search terms used (MEDLINE, EMBASE, PsycINFO): [Exp Parkinson's Disease AND Exp Psychosis] AND Exp Antipsychotic. The following limits applied: English language, Humans and Randomised Controlled Trials.

Other sources: reference lists of located trials, proceedings and abstracts from International Congress on Parkinson Disease and Movement Disorders, review of articles published in specific journals (*Age & Aging, International Journal of Geriatric Psychiatry*) and personal communication with other researchers in the field.

The selection of studies is summarised in the PRISMA flow diagram (Fig. 1).

The search retrieved 125 publications. The final selection list consisted of nine papers with a total sample size of 517 patients. Three hundred and forty-nine patients received antipsychotic treatment. There were three quetiapine studies, two clozapine studies, three olanzapine studies and one pimavanserin study. The selection process was undertaken jointly by two authors. Disagreements were resolved by discussion. The search was performed in April 2015.

## Data management

A narrative synthesis for each agent is presented. Where a quantitative analysis can be performed measures of differences in psychotic symptoms or extrapyramidal side-effects are expressed as mean differences (with 95% confidence intervals). Statistical analysis used the generic inverse model on statistical

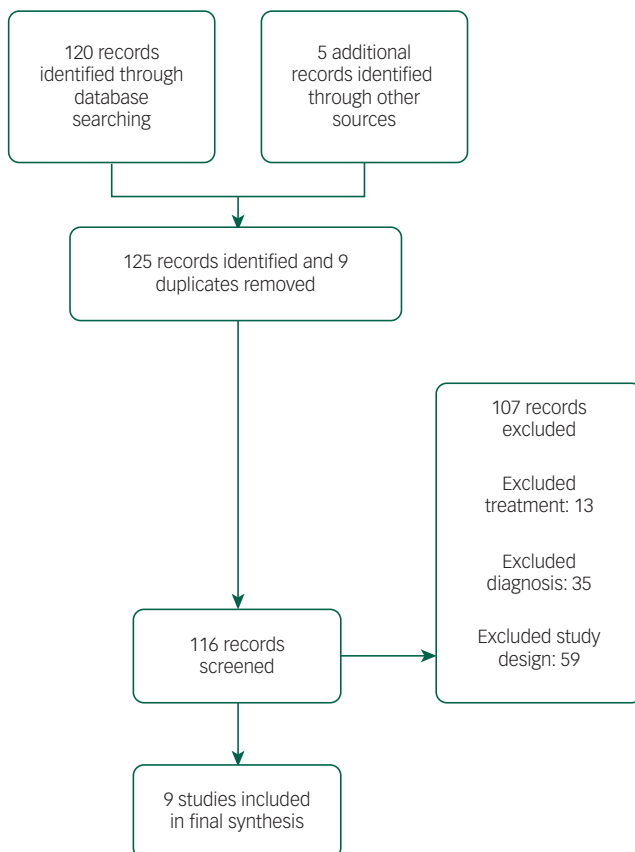


Fig. 1 PRISMA flow diagram.

software provided by the Cochrane Collaboration (RevMan 5.3). The data were treated as continuous. Post-intervention scores, change-from-baseline standard deviations (s.d.) and samples sizes were input. Baseline scores (with s.d.) and change-from-baseline scores (with s.d.) were used to calculate post-intervention scores if these were not reported explicitly in the papers.<sup>13</sup> Outcomes were assessed by a random effects model as this takes into account any differences between studies even if there is no statistically significant heterogeneity.<sup>13</sup> When relevant data were not included in the papers published, authors were contacted.

## Assessment of risk of bias in included studies

The Cochrane risk of bias tool was used. The following sources of bias were assessed: selection bias, performance bias, attrition bias, detection bias and selective reporting of studies.<sup>13</sup>

## Assessment of heterogeneity

Heterogeneity between studies was assessed using the  $I^2$  statistic. This provides an estimate of the percentage of variability due to heterogeneity rather than chance alone. Where the  $I^2$  estimate is greater than or equal to 50% this is interpreted as indicating high levels of heterogeneity. Statistical significance of heterogeneity was additionally tested with  $\chi^2$  tests, using a threshold of  $P < 0.20$  as the threshold for statistical significance, because the power of this test is known to be low if the number of studies included is small.<sup>13</sup>

## Results

### Characteristics of included studies

Table 1 presents the characteristics of included studies. Adverse events precipitating patient withdrawal from a trial are shown in Table 2. The Breier *et al*<sup>19</sup> study incorporated two trials, one in the USA and the other in Europe. Baseline clinical and demographic data did not differ between the two groups in this study and both trials met the criteria for inclusion in this review.

All patients in studies included were on concomitant dopaminergic agents; a risk of bias graph and summary are presented (Figs 2 and 3).

### Main findings

#### Quetiapine

Data from the Fernandez, Rabey and Shotbolt trials were combined in a meta-analysis below (Figs 4 and 5). Although all the quetiapine trials used BPRS and UPDRSM as efficacy and safety measures respectively, change-from-baseline or post-intervention scores were not explicitly stated in the Ondo trial and the author was unavailable to provide raw data.

Based on the present meta-analysis quetiapine does not appear to significantly improve psychotic symptoms in Parkinson's disease. In addition, the overall mean difference for both outcomes crosses the null value therefore any reduction in BPRS scores or stability in UPDRSM scores is not statistically significant.

The use of quetiapine was also associated with high drop-out rates ranging between 19 and 64%. A lack of efficacy and sedation were the most common adverse events precipitating withdrawal. The latter is particularly important given the role this may have on increasing falls risk<sup>24</sup> and reducing quality of life.

These findings, however, need to be interpreted with caution. The pooled analysis of quetiapine studies still contains significant levels of heterogeneity and the overall effect size did not reach statistical significance. This probably reflects the small study sample sizes and high drop-out rates. The only quetiapine study

**Table 1** Characteristics of included studies.

	Fernandez <i>et al</i> <sup>14</sup>	Rabey <i>et al</i> <sup>15</sup>	Sholtolt <i>et al</i> <sup>16</sup>	Ondo <i>et al</i> <sup>17</sup>	Pollak <i>et al</i> <sup>18</sup>	Friedman <sup>19</sup>	Breier <i>et al</i> <sup>20</sup>	Ondo <i>et al</i> <sup>21</sup>	Nichols <i>et al</i> <sup>22</sup>	Cummings <i>et al</i> <sup>23</sup>
Antipsychotic	QTP	QTP	QTP	QTP	CLZ	CLZ	OLZ	OLZ	OLZ	PIM
Mean dose in treatment group (mg/daily)	58.3	119.2	72.7	169	35.8	24.7	4.2 (US) 4.1 (Europe)	4.6	3.9	40
Total participants	16	58	24	31	60	60	160 (total) 83 (US) 77 (Europe)	30	23	199
Treatment arm (n)	8	30	11	21	32	30	90 (total) 40 (US) 47 (Europe)	18	14	95
Mean duration of Parkinson's disease (treatment arm)	ND	10.5	8.0	12	12.1	10.8	12.9 (US) 10.1 (Europe)	9.6	ND	2.9
Outcome: psychosis	BPRS, CGI	BPRS, CGI	BPRS	BPRS	CGI, PANSS	BPRS, CGI	BPRS, CGI	PHQ	BPRS, CGI	SAPS, CGI
Outcome: safety	UPDRSM	UPDRSM	UPDRSM	UPDRSM	UPDRSM	UPDRSM	UPDRSM	UPDRSM	UPDRSM	UPDRSM
Trial duration (weeks)	Variable	12	12	12	4	4	4	9	4	6
Discontinued (treatment arm)	4	15	7	10	5	3	ND	3	7	10
Reported measure of quality of life	N	N	N	N	N	N	N	N	N	N
Improvement in psychosis	Y	N	N	N	Y	Y	N	N	N	Y
ITT analysis	Y	Y	Y	N	Y	Y	ND	N	Y	Y

BPRS: Brief Psychiatric Rating Scale, CLZ: clozapine, ITT: intention-to-treat analysis, N: no, ND: not documented, OLZ: olanzapine, PANSS: Positive and Negative Symptom Scale, PHQ: Patient-Hallucination Questionnaire, PIM: pimavanserin, QTP: quetiapine, SAPS: Scale for Assessment of Positive Symptoms, UPDRSM: Unified Parkinson's Disease Rating Scale – Motor Subscale, Y: yes.

to include a power calculation<sup>15</sup> stated that 24 patients would be required in each arm for 80% power (5% significance level).

## Olanzapine

Data from the three olanzapine trials could not be combined owing to heterogeneous reporting of outcomes, non-standardised assessment scales<sup>20</sup> and incomplete outcome data.<sup>21</sup> However, one study incorporated two RCTs so a meta-analysis was performed of these trials (Figs 6 and 7).<sup>19</sup>

The overall mean difference for both efficacy and safety outcomes crosses the null value; therefore, any reduction in BPRS scores or stability in UPDRSM scores is not statistically significant.

In addition, incomplete reporting of adverse events and patient withdrawals make assessing the safety profile of the drug difficult. Based on the three trials included in this review olanzapine does not appear to improve psychotic symptoms, but may cause a deterioration in motor function. Olanzapine use in the elderly is also associated with an increased risk of cerebrovascular accidents and therefore should be used with caution.<sup>25</sup>

## Clozapine

Data from the two clozapine trials can be combined in a meta-analysis by the CGI and UPDRSM as measures of efficacy and safety, respectively (Figs 8 and 9).

Clozapine appears to result in an improvement in CGI scores (95% CI –1.23 to –0.96). Further research is required to replicate these findings in larger samples and assess the clinical relevance of this CGI score improvement. Though clozapine demonstrated some efficacy over placebo in alleviating psychotic symptoms, a direct comparison cannot be made with other studies employing the BPRS. Approximations between CGI and BPRS are theoretically possible; however, the absolute improvements reported in the clozapine studies cannot be reliably translated.<sup>26</sup> The subjectivity of rater-assessed changes in mental state assessed by the CGI is a disadvantage in comparison to BPRS which examines specific symptoms.

Clozapine had no significant effect on UPDRSM scores. The following values have been suggested to describe minimal, moderate and large clinically important changes in UPDRSM scores: 2.5, 5.2 and 10.8, respectively.<sup>31</sup>

There was 0% heterogeneity between the two studies analysed and this was statistically significant.

The clozapine trials were associated with the lowest attrition rates. Overall 3% (2/64) of the patients exposed to clozapine experienced leukopenia/neutropenia requiring withdrawal from the study. Clozapine requires close blood and physical monitoring given the risk of dose-independent leukopenia/neutropenia. There were no significant differences in non-haematological adverse events between treatment and placebo groups in both studies. However, the two papers reviewed did not explicitly give the details of the physical background of the patients who withdrew from the studies.

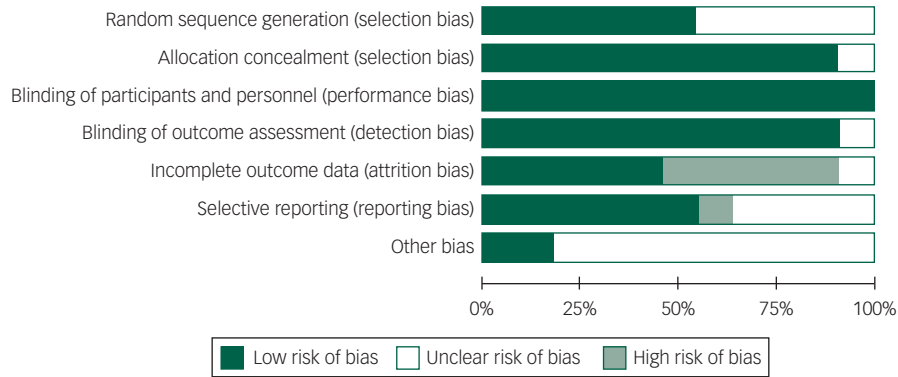
Clozapine is recommended by NICE in the UK,<sup>27</sup> though it is recognised that few specialists caring for Parkinson's disease patients have experience with or access to clozapine services. This requirement for robust monitoring is echoed by a small study<sup>28</sup> ( $n=6$ ) that investigated the efficacy of clozapine in the management of psychosis in Parkinson's disease dementia and other functional psychiatric illnesses comorbid with Parkinson's disease. In that study<sup>28</sup> psychosis improved with clozapine, but patients experienced sedation, delirium and worsening motor symptoms.

## Pimavanserin


There is evidence that neocortical 5-HT<sub>2A</sub> upregulation may play a role in the pathogenesis of Parkinson's disease psychosis.<sup>29</sup>

**Table 2** Safety profile: adverse events precipitating patient withdrawals in treatment groups

	Fernandez	Rabey	Shotbolt	Ondo	Pollak	Friedman	Breier	Ondo	Nichols	Cummings
Drug	QTP	QTP	QTP	QTP	CLZ	CLZ	OLZ	OLZ	OLZ	PIM
Adverse event	Lack of efficacy, sedation	Lack of efficacy, sedation, orthostatic hypotension	Sedation	Lack of efficacy	Lack of efficacy, neutropenia	Sedation, leukopenia, myocardial infarction	Parkinsonism, lack of efficacy, excess salivation	Lack of efficacy	Parkinsonism, delirium	Lack of efficacy
Attrition rate (%)	50	50	64	19	16	10	Unable to calculate	11	50	11



**Fig. 2** Risk of bias graph: review authors’ judgements about each risk of bias item presented as percentages across all included studies.



**Fig. 3** Risk of bias summary: review of authors’ judgements about risk of each bias item for each included study.

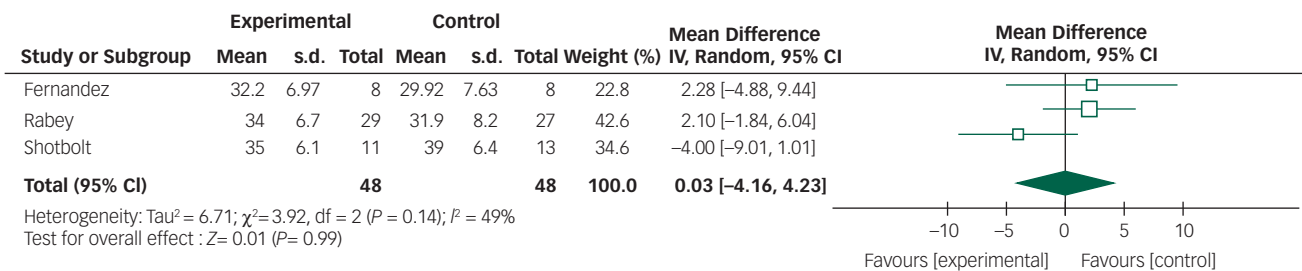
The role of pimavanserin, a novel selective 5-HT<sub>2A</sub> inverse agonist without dopaminergic affinity, has been investigated in the management of Parkinson’s disease psychosis. In a six-week double-blind RCT (*n*=199), 95 patients were exposed to the drug.<sup>22</sup> The mean change-from-baseline for CGI was -0.58 (baseline 4.27 in treatment arm) and -4.34 for caregiver burden. This is the biggest Parkinson’s disease psychosis trial to date. Pimavanserin was associated with a significant improvement in psychotic symptoms compared with placebo. However, further trials are required to replicate these findings and determine the clinical significance of these improved scores.

Patients were followed up for adverse events (including electrocardiogram and physical examination) though there was no formal assessment of motor function. Eleven per cent of patients in the treatment group withdrew from the trial because of worsening psychotic symptoms. Subclinical QT<sub>c</sub> prolongation was also noted in the treatment group.

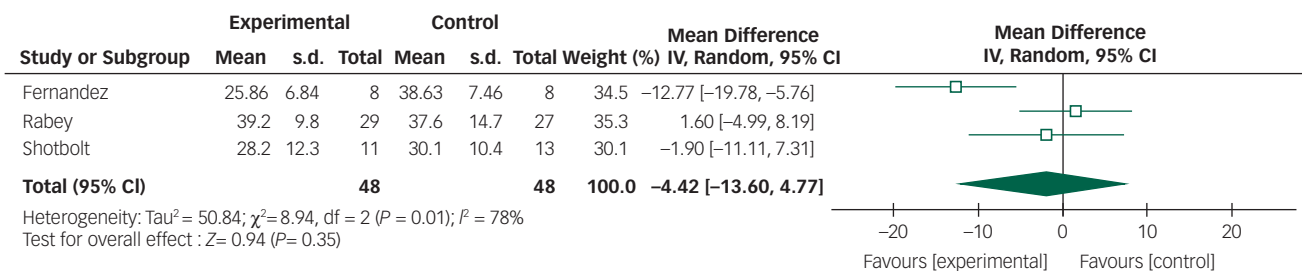
Methodologically this study was sound with appropriate random sequence generation and blinding. However, patients were given brief psychosocial therapy 2 weeks before the commencement of treatment which potentially introduces the confounding influence of additional psychotherapeutic intervention. In addition, the patients included in this trial had a shorter Parkinson’s disease duration and 17% of those in the treatment had previously been treated with quetiapine 1 month before the trial. The short trial duration restricts our ability to assess the duration of the antipsychotic response and its impact on longer-terms outcomes including caregiver burden.

### Discussion

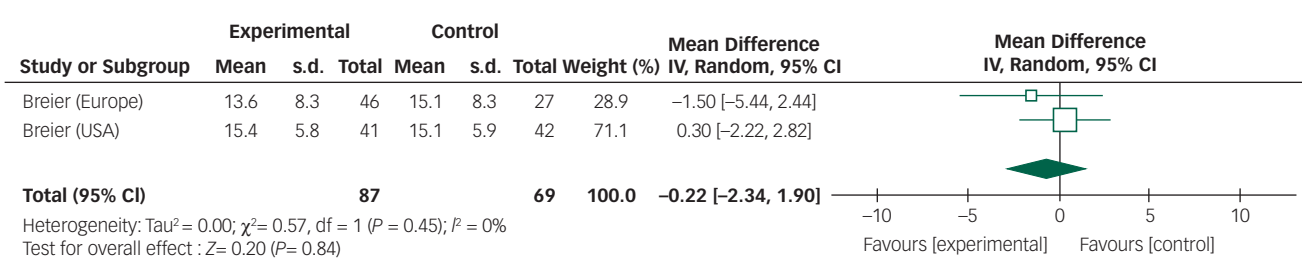
We have presented an up-to-date systematic review and meta-analysis of randomised controlled trials investigating the role of antipsychotics in the management of Parkinson’s disease psychosis.



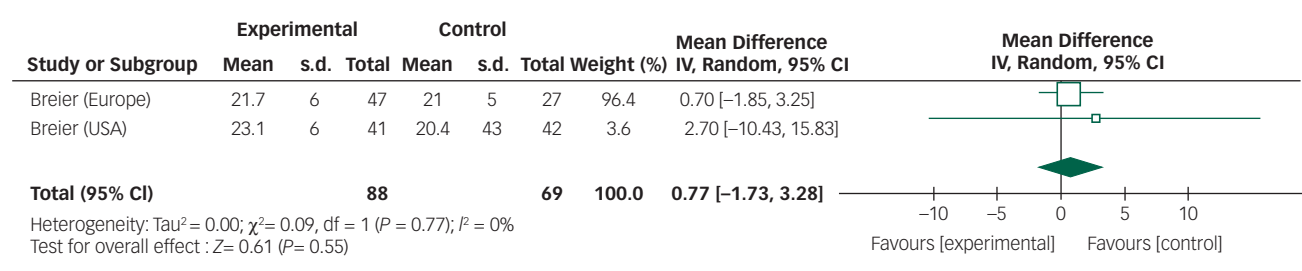
**Fig. 4** Random effects meta-analysis of the use of quetiapine in the management of Parkinson's disease psychosis, efficacy measure: BPRS.



**Fig. 5** Random effects meta-analysis of the use of quetiapine in the management of Parkinson's disease psychosis, safety measure: UPDRSM.



**Fig. 6** Random effects meta-analysis of the use of olanzapine in the management of Parkinson's disease psychosis, efficacy measure: BPRS.



**Fig. 7** Random effects meta-analysis of the use of olanzapine in the management of Parkinson's disease psychosis, safety measure: UPDRSM.

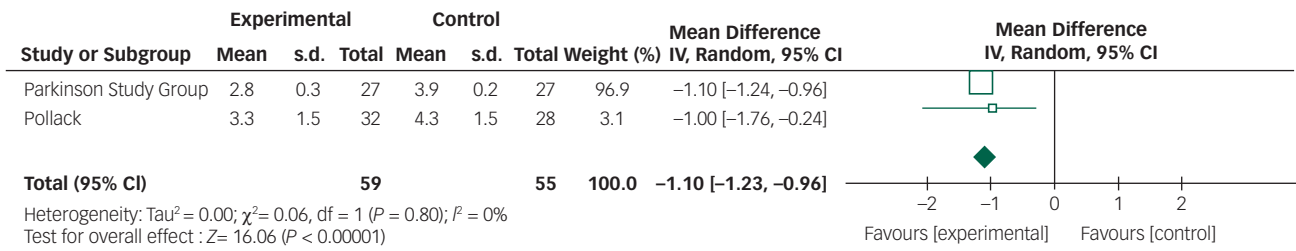
**Limitations**

Specific limitations of individual studies in each antipsychotic group have been highlighted above. More generally, the number of trials included in these meta-analyses, despite adopting a random effects model, is still small. This is particularly relevant when considering the effect of individual antipsychotics and caution should be exercised in interpreting the results of this review. There is promising evidence for the efficacy and safety of clozapine, but further research is needed. In addition, the clozapine trials were much shorter than the quetiapine trials which may potentially account for the differences in the reported incidence of adverse events. As with all systematic reviews publication bias is a source

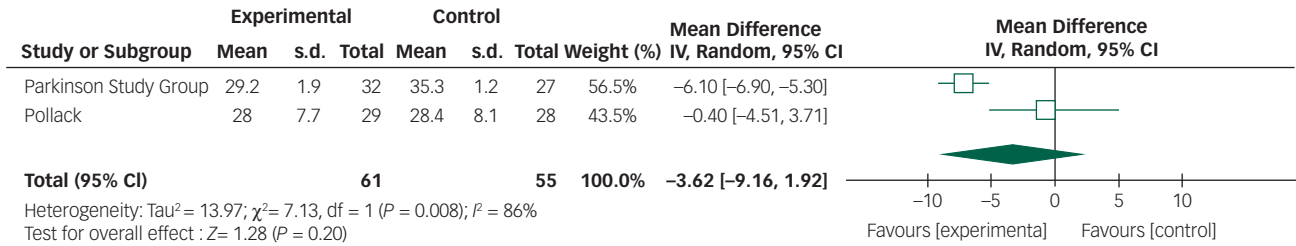
of error. As fewer than 10 studies were reviewed it was deemed inappropriate to assess publication bias using a funnel plot. Only published trials were assessed in this review.

**Implications for clinical practice and future research**

In this review, quetiapine has not demonstrated statistically significant efficacy or tolerability, but is associated with troublesome side-effects and high drop-out rates. It is, however, important to note that these studies were small and that there is anecdotal evidence of efficacy. Quetiapine should therefore be used with caution. Olanzapine also requires caution due to an increased risk of parkinsonism and cerebrovascular accidents.



**Fig. 8** Random effects meta-analysis of the use of clozapine in the management of Parkinson's disease psychosis, efficacy measure: CGI.



**Fig. 9** Random effects meta-analysis of the use of clozapine in the management of Parkinson's disease psychosis, safety measure: UPDRSM.

Clozapine is associated with an antipsychotic effect. To facilitate its use clinically services need to be developed and integrated to ensure that patients can be appropriately followed-up and monitored. A retrospective chart review of a clozapine clinic for patients with Parkinson's disease found a 66% response rate to clozapine.<sup>30</sup> However, there was a 41% retention rate to the service due to the inconvenience associated with frequent blood monitoring. Pimavanserin is novel treatment that warrants further investigation.

No solid recommendations can be based on the current evidence owing to the limitations discussed above. Further research is needed, including adequately powered RCTs of various antipsychotics using uniform rating scales. There is also a need for further studies investigating the side-effects, adherence, barriers to engagement, cost-effectiveness, quality of life and transition to nursing home placement. These questions can be tackled utilising both quantitative and qualitative methods. For example, a mixed-methods approach could be used incorporating an RCT to assess treatment and safety outcomes, using standardised rating scales, and interviews or patient reported outcome measures to investigate the functional impact of the therapeutic effect (or side-effect).

**Ketan Dipak Jethwa**, BMBS, CT1 SHO in General Medicine, Nottingham University Hospitals NHS Trust, Queen's Medical Centre, Nottingham, UK; **Oluwademilade A. Onalaja**, MRCPsych, Consultant Psychiatrist, Stratford Healthcare, Arden Street, Stratford-Upon-Avon, UK.

**Correspondence:** Dr K.D. Jethwa, Queen's Medical Centre, Nottingham NG7 2UH, UK. Email: ketan.jethwa@nuh.nhs.uk

First received 11 May 2015, accepted 21 May 2015

### References

- Aarsland D, Larsen JP, Cummins JL, Laake K. Prevalence and clinical correlates of psychotic symptoms in Parkinson disease: a community-based study. *Arch Neurol* 1999; **56**: 595-601.
- Fénelon G, Mahieux F, Huon R, Ziegler M. Hallucinations in Parkinson's disease: prevalence, phenomenology and risk factors. *Brain* 2000; **123**: 733-45.

- Aarsland D, Larsen JP, Tandberg E, Laake K. Predictors of nursing home placement in Parkinson's disease: a population-based, prospective study. *J Am Geriatr Soc* 2000; **48**: 938-42.
- Goetz CG, Stebbins GT. Mortality and hallucinations in nursing home patients with advanced Parkinson's disease. *Neurology* 1995; **45**: 669-71.
- Cummings JL. Managing psychosis in patients with Parkinson's disease. *N Engl J Med* 1999; **340**: 801-3.
- Fernandez HH, Trieschmann ME, Burke MA, Jacques C, Friedman JH. Long-term outcome of quetiapine use for psychosis among parkinsonian patients. *Mov Disord* 2003; **18**: 510-14.
- Targum SD, Abbott JL. Efficacy of quetiapine in Parkinson's patients with psychosis. *J Clin Psychopharmacol* 2000; **20**: 54-60.
- Aarsland D, Larsen JP, Lim NG, Tandberg E. Olanzapine for psychosis in patients with Parkinson's disease with and without dementia. *J Neuropsych Clin Neurosci* 1999; **11**: 392-94.
- Ford B, Lynch T, Greene P. Risperidone in Parkinson's disease. *Lancet* 1994; **344**: 681.
- Meco G, Alessandri A, Giustini P, Bonifati V. Risperidone in levodopa-induced psychosis in advanced Parkinson's disease: an open-label, long-term study. *Mov Disord* 1997; **12**: 610-12.
- Friedman JH, Factor SA. Atypical antipsychotics in the treatment of drug-induced psychosis in Parkinson's disease. *Mov Disord* 2000; **15**: 201-11.
- Fernandez HH, Aarsland D, Fénelon G, Friedman JH, Marsh L, Tröster AI, et al. Scales to assess psychosis in Parkinson's disease: critique and recommendations. *Mov Disord* 2008; **23**: 484-500.
- Higgins JP, Altman DG, Gøtzsche PC, Jüni P, Moher D, Oxman AD, et al. The Cochrane collaboration's tool for assessing risk of bias in randomised trials. *BMJ* 2011; **343**: D5928.
- Fernandez HH, Okun MS, Rodriguez RL, Malaty IA, Romrell J, Sun A, et al. Quetiapine improves visual hallucinations in Parkinson disease but not through normalization of sleep architecture: results from a double-blind clinical-polysomnography study. *Int J Neurosci* 2009; **119**: 2196-205.
- Rabey JM, Prokhorov T, Miniovitz A, Dobronevsky E, Klein C. Effect of quetiapine in psychotic Parkinson's disease patients: a double-blind labeled study of 3 months' duration. *Mov Disord* 2007; **22**: 313-18.
- Shotbolt P, Samuel M, Fox C, David AS. A randomized controlled trial of quetiapine for psychosis in Parkinson's disease. *Neuropsych Dis Treat* 2009; **5**: 327-32.
- Ondo WG, Tintner R, Voung KD, Lai D, Ringholz G. Double-blind, placebo-controlled, unforced titration parallel trial of quetiapine for dopaminergic-induced hallucinations in Parkinson's disease. *Mov Disord* 2005; **20**: 958-63.
- Pollak P, Tison F, Rascol O, Destée A, Péré JJ, Senard JM, et al. Clozapine in drug induced psychosis in Parkinson's disease: a randomised, placebo controlled study with open follow up. *J Neural Neurosurg Psychiatry* 2004; **75**: 689-95.

- 19 Friedman. Low-dose clozapine for the treatment of drug-induced psychosis in Parkinson's disease. The Parkinson study group. *N Engl J Med* 1999; **340**: 757–63.
- 20 Breier A, Sutton VK, Feldman PD, Kadam DL, Ferchland I, Wright P, Friedman JH. Olanzapine in the treatment of dopaminergic-induced psychosis in patients with Parkinson's disease. *Biol Psych* **52**: 438–45.
- 21 Ondo WG, Levy JK, Vuong KD, Hunter C, Jankovic J. Olanzapine treatment for dopaminergic-induced hallucinations. *Mov Dis* 2002; **17**: 1031–35.
- 22 Nichols MJ, Hartlein JM, Eicken MGA, Racette BA, Black KJ. A fixed-dose randomised controlled trial of olanzapine for psychosis in Parkinson disease. *F1000 Res* 2014; **2**: 150.
- 23 Cummings J, Isaacson S, Mills R, Williams H, Chi-Burns K, Corbett A, et al. Pimavanserin for patients with Parkinson's disease psychosis: a randomised, placebo-controlled phase 3 trial. *Lancet* 2014; **383**: 533–40.
- 24 Rigler SK, Shireman TI, Cook-Wiens GJ, Ellerbeck EF, Whittle JC, Mehr DR, et al. Fracture risk in nursing home residents initiating antipsychotic medications. *J Am Geriatr Soc* 2013; **61**: 715–22.
- 25 Citrome L, Collins JM, Nordstrom BL, Rosen EJ, Baker R, Nadkarni A, et al. Incidence of cardiovascular outcomes and diabetes mellitus among users of second-generation antipsychotics. *J Clin Psychiatry* 2013; **74**: 1199–206.
- 26 Leucht S, Kane JM, Etschel E, Kissling W, Hamann J, Engel RR. Linking the PANSS, BPRS, and CGI: clinical implications. *Neuropsychopharmacology* 2006; **31**: 2318–25.
- 27 NICE. *Parkinson's Disease: Diagnosis and Management in Primary and Secondary Care* (Clinical Guideline CG35). NICE, 2006.
- 28 Wolters EC, Hurwitz TA, Mak E, Teal P, Peppard FR, Remick R, et al. Clozapine in the treatment of Parkinsonian patients with dopaminomimetic psychosis. *Neurology* 1990; **40**: 832–34.
- 29 Ballanger B, Strafella AP, van Eimeren T. Serotonin 2A receptors and visual hallucinations in Parkinson disease. *Arch Neurol* 2010; **67**: 416–21.
- 30 Hack N, Fayad SM, Monari EH, Akbar U, Hardwick A, Rodriguez RL, et al. An eight-year clinic experience with clozapine use in a Parkinson's disease clinic setting. *PLoS One* 2014; **9**: E91545.
- 31 Shulman LM, Gruber-Baldini AL, Anderson KE, Fishman PS, Reich SG, Weiner WJ. The clinically important difference on the unified Parkinson's disease rating scale. *Arch Neurol* 2010; **67**: 64–70.

