



Inclusive Diffraction at HERA

Mikhail Kapishin (for the H1 and ZEUS Collaborations)

Joint Institute for Nuclear Research, Joliot Curie 6, 141980 Dubna, Russia

Abstract

Results are reported on measurements of diffractive cross sections in deep-inelastic scattering (DIS) and photoproduction at HERA. The cross sections are compared for processes with a leading proton in the final state and with a large gap in the rapidity distribution of the final state hadrons. The cross section dependences on the proton fractional longitudinal momentum loss x_P and the squared four-momentum transfer at the proton vertex t are interpreted in terms of an effective pomeron trajectory and a sub-leading exchange. The hypothesis of proton vertex factorisation is tested. The longitudinal structure function is extracted from the diffractive cross sections measured at different proton beam energies. The cross sections of diffractive dijet production are compared with QCD predictions at next-to-leading order (NLO) based on parton distribution functions obtained from diffractive inclusive DIS data. Combined NLO QCD fits to the inclusive and dijet DIS data are performed to determine diffractive quark singlet and gluon densities with a better precision. The ratio of the diffractive dijet cross sections in photoproduction and DIS is compared with NLO QCD predictions to test QCD collinear factorisation.

Keywords: DIS, HERA, hard diffraction, diffractive parton distribution functions, diffractive dijet production, diffractive longitudinal structure function

1. Introduction

Diffractive processes such as $ep \rightarrow eXp$ have been studied extensively in deep-inelastic electron-proton scattering (DIS) at the HERA collider [1, 2, 3, 4, 5, 6]. Their understanding at fundamental level is crucial for the development of quantum chromodynamics (QCD) at high energies.

The photon virtuality Q^2 provides a hard scale for perturbative QCD to be applicable, so that diffractive DIS events can be viewed as processes in which the photon probes a net colour singlet combination of exchanged partons. The structure of the colour singlet can be studied using a QCD approach based on the hard scattering collinear factorisation theorem [7]. It states that at fixed x_P , the proton fractional longitudinal momentum loss, and t , the squared four-momentum transfer at the proton vertex, the diffractive cross section is a product of diffractive proton parton distribution functions f_i^D and partonic hard scattering cross sections σ^{γ^*i} :

$$\sigma_r^{D(4)} \sim \sum \sigma^{\gamma^*i}(x, Q^2) \otimes f_i^D(x, Q^2, x_P, t). \quad (1)$$

where f_i^D are universal for diffractive ep DIS processes (inclusive, dijet and charm production) and obey the DGLAP evolution equations and σ^{γ^*i} are the same as for inclusive DIS. This approach allows us to test the diffractive exchange within the perturbative QCD framework and extract ‘diffractive parton distribution functions’ (DPDFs). The DPDFs can be applied to the analysis of boson-gluon fusion processes of dijet and charm production, where p_T of jets and mass of the charm quark provide hard scales and enable perturbative QCD to be applied to the data. These processes are directly sensitive to the gluon density in the colour singlet.

Within Regge phenomenology, diffractive cross sections at low x_P are described by the exchange of a pomeron (P) trajectory. Diffractive DIS cross sections measured at HERA are interpreted in a combined framework, which applies the QCD factorisation theorem to the x and Q^2 dependence and uses a Regge inspired approach to express the dependence on the variables x_P and t , which characterise the process in the proton vertex (Fig. 1) [8, 9]. In this framework the

data at low x_P are well described and DPDFs and a pomeron trajectory intercept are extracted.

In order to describe the data at larger x_P , it is necessary to include a sub-leading exchange trajectory (R), which is consistent with the approximately degenerate trajectories associated with the exchange of ρ , ω , a_2 and f_2 mesons.

2. Selection of diffraction at HERA

In a number of analyses, including recent [1] and [5], diffractive DIS events were selected on the basis of the presence of a large rapidity gap (LRG) between the leading proton and the remainder of the hadronic final state X (Fig. 1).

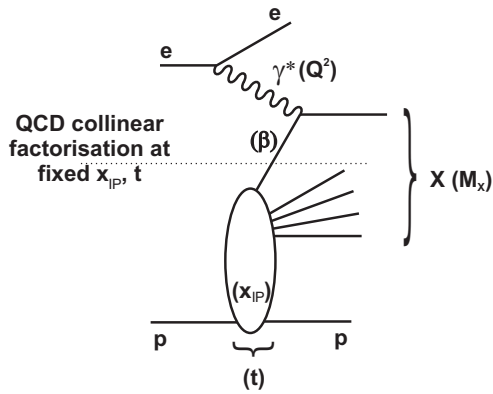


Figure 1: Illustration of diffractive DIS process $ep \rightarrow eXp$ and the kinematic variables used to describe it.

In another approach, not considered here, the inclusive DIS sample is decomposed into diffractive and non-diffractive contributions based on their characteristic dependences on the hadronic mass M_X [6]. A complementary way to study diffractive processes is by the direct measurement of the outgoing proton using Forward Proton Spectrometers (FPS) [2, 3, 4, 5]. The FPS method selects events in which the proton scatters elastically, whereas the LRG method does not distinguish the elastic case from dissociation to excited systems Y with small masses M_Y . The advantage of the LRG method is that it provides much higher statistics of data than the FPS detectors which have small acceptance. A Very Forward Proton Spectrometer (VFPS), which was operational in the H1 experiment at HERA-2, has much higher acceptance and provide high statistics data [20].

In contrast to the LRG case, the squared four-momentum transfer at the proton vertex t can be reconstructed using the FPS method. The FPS also allows measurements up to higher values of the proton fractional longitudinal momentum loss x_P than is possible with the LRG method, extending into regions where the sub-leading trajectory is the dominant exchange.

The FPS measurements provide a means of testing in detail whether the variables x_P and t associated with the proton vertex can be factorised from the variables $\beta = x/x_P$ and Q^2 describing the hard interaction with the photon. Here β is the longitudinal momentum fraction of the colour singlet carried by the struck quark, x is the Bjorken scaling variable.

The LRG and FPS methods have different systematic uncertainties. The main systematic uncertainties of the LRG method are related to the missing proton and the efficiency of the LRG selection. The LRG data are integrated over $|t| < 1 \text{ GeV}^2$ and proton dissociative states with low masses M_Y . The FPS systematic uncertainties are dominated by the uncertainties of the HERA beam optics and the position of the detectors relative to the proton beam. The two methods are compared in the H1 and ZEUS publications [3, 5]. The results of the methods are consistent up to the normalisation factor. The LRG events contain about 20% of the proton dissociation contribution, but the ratio of the LRG to FPS cross sections indicates no significant dependence on Q^2 , β or x_P . The ratio of the LRG to FPS cross sections measured in the H1 experiment as a function of Q^2 , β and x_P for $|t| < 1 \text{ GeV}^2$ is shown in Fig. 2.

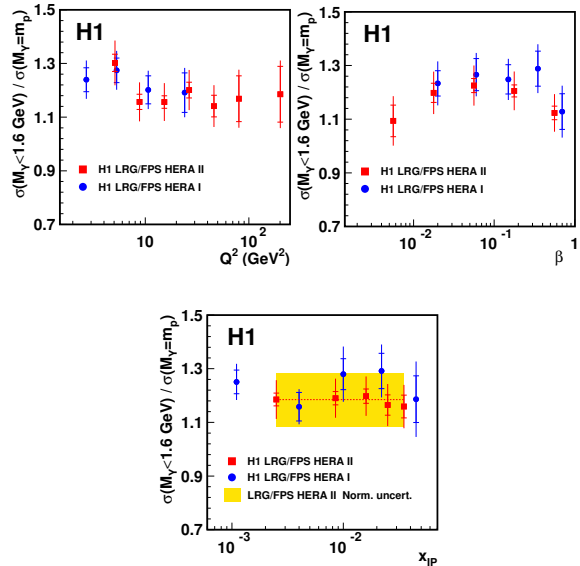


Figure 2: The ratio of the diffractive reduced cross sections measured by H1 with the LRG and FPS methods, shown as a function of Q^2 , β and x_P for $|t| < 1 \text{ GeV}^2$.

3. The reduced cross section $\sigma_r^{D(4)}$ and test of proton vertex factorisation

A new measurement of the reduced cross section $\sigma_r^{D(4)}(\beta, Q^2, x_P, t)$ for the diffractive DIS process $ep \rightarrow eXp$ is performed by the H1 Collaboration, using the

FPS data collected at HERA-2 [3]. The reduced cross section is related to the diffractive structure functions $F_2^{D(4)}$ and $F_L^{D(4)}$ by

$$\sigma_r^{D(4)} = F_2^{D(4)} - \frac{y^2}{Y_+} F_L^{D(4)} \quad (2)$$

where $Y_+ = 1 + (1 - y)^2$ and y is the inelasticity of the process.

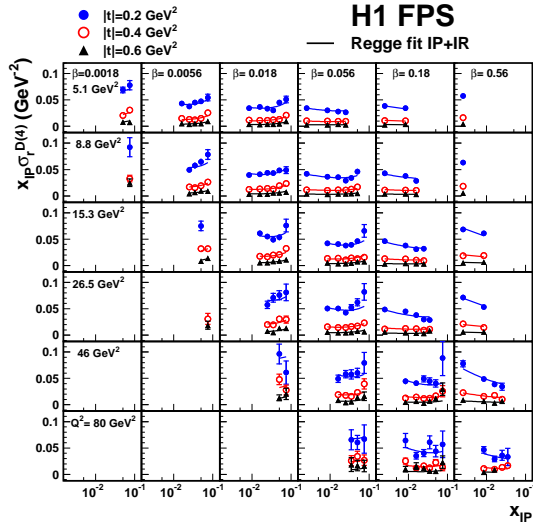


Figure 3: The diffractive reduced cross section measured by H1 shown as a function of x_P for different values of t , β and Q^2 . The solid curves represent the results of the phenomenological ‘Regge’ fit to the data, including both pomeron (P) and sub-leading (R) trajectory exchange.

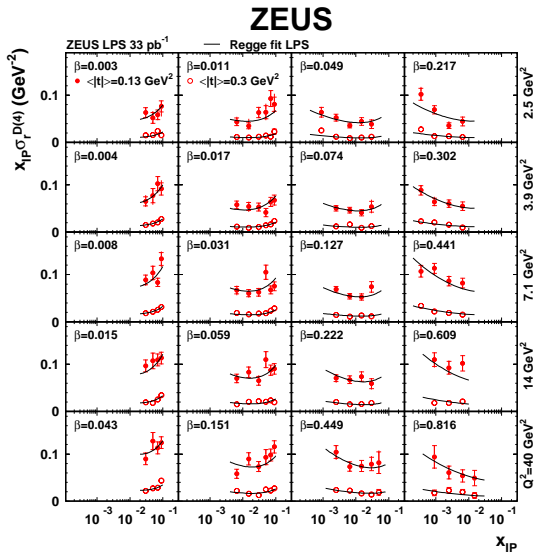


Figure 4: The diffractive reduced cross section measured by ZEUS, shown as a function of x_P for different values of t , β and Q^2 .

The reduced cross section is equal to the diffractive structure function $F_2^{D(4)}(\beta, Q^2, x_P, t)$ to good approximation in the relatively low y region covered by

the current analysis. The analysed data sample corresponds to an integrated luminosity of 156 pb^{-1} . The data cover the range $0.1 < |t| < 0.7 \text{ GeV}^2$, $x_P < 0.1$ and $4 < Q^2 < 110 \text{ GeV}^2$. The statistics of DIS events with a leading proton are increased by a factor 20 compared to the previous H1 FPS analysis [2]. The kinematic range of the FPS measurement is extended to higher Q^2 . Fig. 4 shows $\sigma_r^{D(4)}$ measured by H1 as a function of x_P for different t , β and Q^2 values. Previously, the ZEUS Collaboration performed a measurement of $\sigma_r^{D(4)}(\beta, Q^2, x_P, t)$ based on an integrated luminosity of 33 pb^{-1} [5]. The ZEUS results are shown in Fig. 3.

To describe the x_P and t dependences quantitatively, the structure function $F_2^{D(4)}$ is parameterised by the form

$$F_2^{D(4)} = f_P(x_P, t) \cdot F_P(\beta, Q^2) + n_R \cdot f_R(x_P, t) \cdot F_R(\beta, Q^2);$$

$$f_{P,R}(x_P, t) = A_{P,R} \cdot e^{B_{P,R} t} / x_P^{2\alpha_{P,R}(t)-1},$$

which assumes a separate proton vertex factorisation of the x_P and t dependences from those on β and Q^2 for both the pomeron and a sub-leading exchange [10]. The factors f_P and f_R correspond to flux factors for the exchanges and are taken from the Regge-motivated functions. The results of the Regge analysis are the intercept and slope of the pomeron trajectory, $\alpha_P(t) = \alpha_P(0) + \alpha'_P t$ and the exponential t -slope parameter B_P . The normalisation coefficients $F_R(\beta, Q^2)$ for the sub-leading exchange in each β and Q^2 bin are taken from a parameterisation of the pion structure function [13]. The fit provides a good description of the x_P and t dependences of the data. The result for the intercept $\alpha_P(0) \approx 1.10$ obtained using the H1 and ZEUS Proton Spectrometers is compatible with that obtained from the data measured using the LRG method [1, 5]. It is also consistent within uncertainties with the pomeron intercept describing soft hadronic scattering, $\alpha_P(0) \approx 1.08$ [11, 12].

In a Regge approach with a single linear exchanged pomeron trajectory, $\alpha_P(t) = \alpha_P(0) + \alpha'_P t$, the exponential t -slope parameter B of the diffractive cross section is expected to decrease logarithmically with increasing x_P , an effect which is often referred to as ‘shrinkage’ of the diffractive peak. The degree of shrinkage depends on the slope of the pomeron trajectory, which is $\alpha'_P \approx 0.25 \text{ GeV}^{-2}$ for soft hadron-hadron scattering at high energies. The H1 and ZEUS data favour a small value of $\alpha'_P < 0.1$, as expected in perturbative models of the pomeron [14]. This result is inconsistent with the expected value of α'_P from soft hadron-hadron scattering. To check a possible breakdown of proton vertex factorisation implied by a dependence of the $\alpha_P(0)$, α'_P and B_P on Q^2 , a modified version of

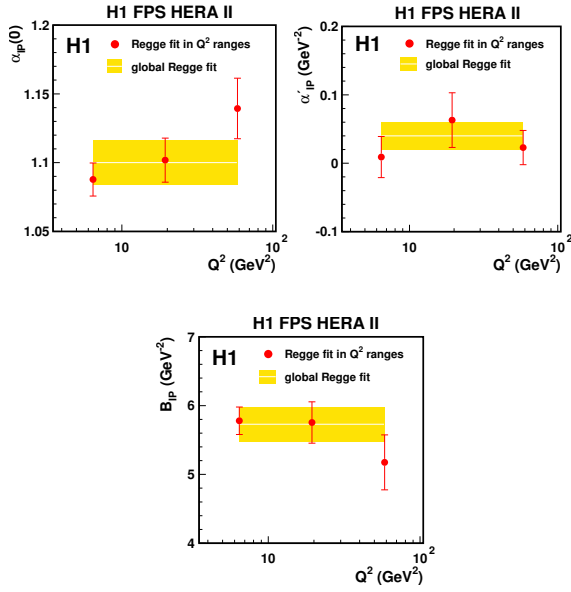


Figure 5: Results from the H1 ‘Regge’ fit for the values of $\alpha_P(0)$, α'_P and B_P in three different ranges of Q^2 . The bands show the result and experimental uncertainty from the global fit over the whole Q^2 range.

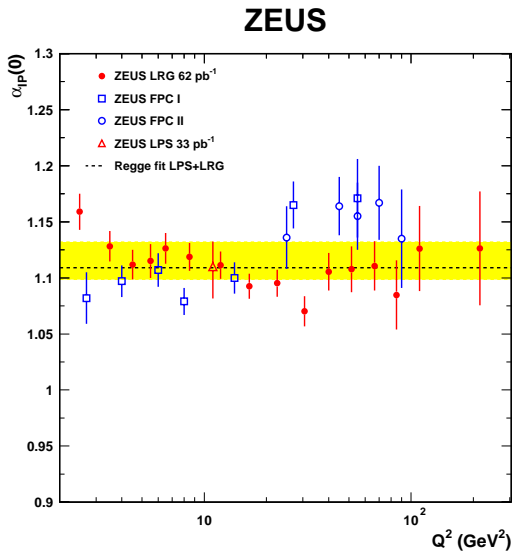


Figure 6: The pomeron intercept $\alpha_P(0)$ measured by ZEUS as a function of Q^2 .

the ‘Regge’ fit of the H1 data is performed in three different ranges of Q^2 . The results of the H1 ‘Regge’ fits, shown in Fig. 5, indicate no strong dependence of the pomeron parameters on Q^2 . The pomeron intercept $\alpha_P(0)$ measured by ZEUS as a function of Q^2 is shown in Fig. 6. The ZEUS results obtained using different methods of the event selection show no significant dependence on Q^2 .

The t -dependence of the diffractive cross section is parameterised by an exponential function such that $d\sigma/dt \propto e^{Bt}$. Fig. 7 shows the slope parameter B as a

function of x_P for data averaged over Q^2 and β . The results for B are compared with a parameterisation of the t -dependence from the H1 ‘Regge’ fit to $F_2^{D(4)}$ [3].

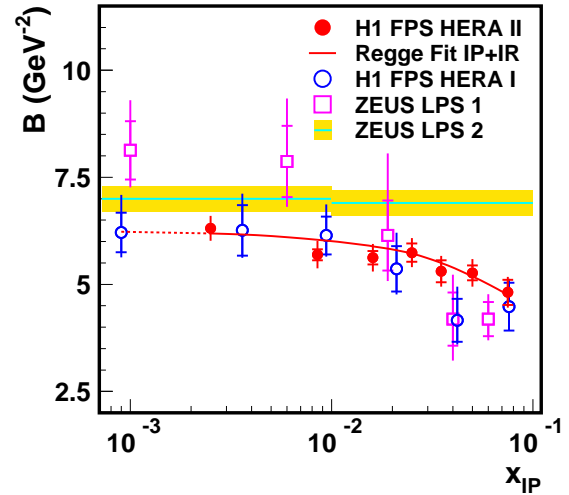


Figure 7: The slope parameter B obtained from the fit of the form $d\sigma/dt \propto e^{Bt}$ shown as a function of x_P . The solid curve represents the results of the ‘Regge’ fit to the H1 data [3], including both pomeron (P) and sub-leading (R) trajectory exchange. The previously published H1 [2] and ZEUS results [4, 5] are also shown.

At low x_P , the H1 data are compatible with a constant slope parameter, $B \simeq 6 \text{ GeV}^{-2}$. No significant Q^2 or β dependence of the slope parameter B is observed for the data points with $x_P \leq 0.025$. A weak decrease of the slope B from 6 GeV^{-2} to below 5 GeV^{-2} is observed towards larger values of $x_P > 0.05$, where the contribution from the sub-leading exchange is significant. The recent ZEUS measurement gives $B \simeq 7 \text{ GeV}^{-2}$ which is found to be independent of x_P , Q^2 or M_x [5]. The measured value of B is larger than that from ‘hard’ exclusive vector meson production ($ep \rightarrow eVp$) [15, 16]. The results of the recent H1 and ZEUS measurements are not consistent at large x_P indicating that the systematic uncertainties are underestimated.

In general, the inclusive diffractive data are consistent with ‘proton vertex’ factorisation[10], whereby the dependences on the variables x_P , t and M_Y describing the proton vertex are independent of the variables β and Q^2 , which describe the hard interaction with the photon. The dependences on x_P and t can then be expressed in terms of an ‘effective pomeron flux’ of colourless exchange, whilst the β and Q^2 dependences can be interpreted in terms of DPDs, which describe the partonic structure of that exchange[7].

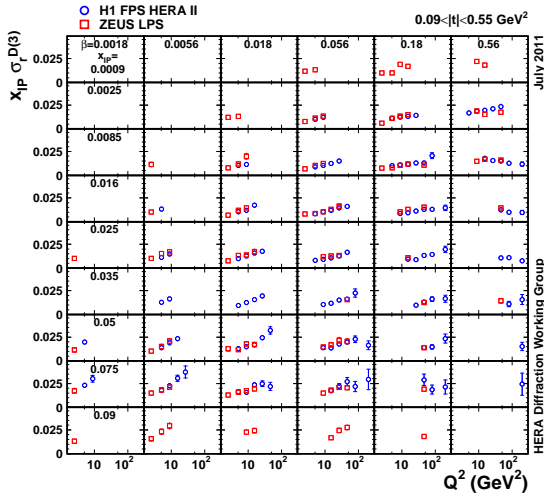


Figure 8: The diffractive reduced cross section σ_r^D shown as a function of Q^2 for all measured values of x_P and $\beta = x/x_P$.

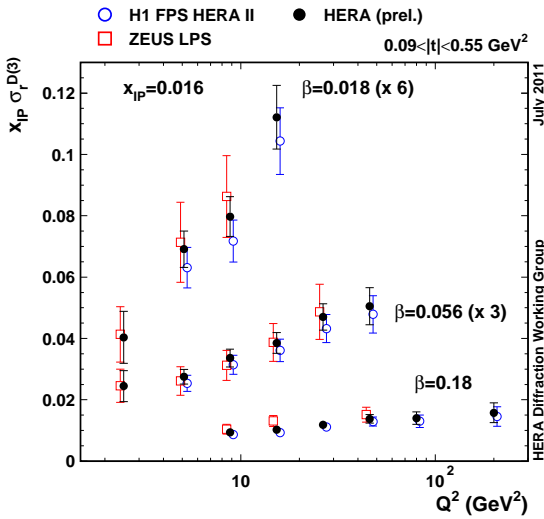


Figure 9: The diffractive reduced cross section σ_r^D shown as a function of Q^2 for selected values of x_P and $\beta = x/x_P$. The H1, ZEUS and combined cross sections are presented.

4. Comparison and combination of diffractive DIS cross sections

The cross sections for diffractive DIS measured using the H1 and ZEUS Proton Spectrometers in the range $0.09 < |t| < 0.55 \text{ GeV}^2$ are found to be in agreement within the experimental uncertainties. A compilation of the results of the two experiments is presented in Fig. 8. The H1 and ZEUS cross sections are combined [17] as it is shown in 9. Correlations of systematic uncertainties are taken into account by the combination method [18], resulting in an improved precision of the combined cross section. The kinematic range of the combined result is extended in x_P and Q^2 compared to that for one experiment.

The H1 and ZEUS Proton Spectrometers select diffractive events over a wide range of $x_P < 0.1$, but with limited acceptance. The H1 Very Forward Proton Spectrometer (VFPS), which was operational at HERA-2, has much larger acceptance extending to $t = 0$ over a restricted range of $0.01 \leq x_P \leq 0.025$. The first VFPS data on inclusive diffractive DIS based on an integrated luminosity of $\sim 100 \text{ pb}^{-1}$ are released as a preliminary result [20]. The VFPS data agree well with the recent H1 results obtained using the FPS and LRG methods (Fig.10). The finalised VFPS data are expected to provide the best point-to-point precision in the measured x_P range.

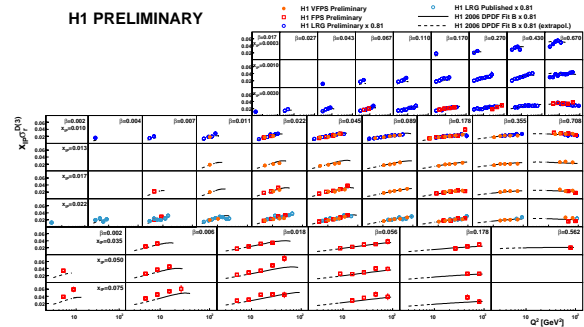


Figure 10: A compilation of the H1 VFPS, FPS and LRG data for the Q^2 dependence of the diffractive reduced cross section at fixed x_P and β .

The diffractive reduced cross section $\sigma_r^{D(3)}$ integrated over $|t| < 1 \text{ GeV}^2$ is measured differentially in β , Q^2 and x_P using the LRG method. The precision achieved using the LRG method is illustrated in Fig. 11, which compares combined H1 data [19] based on a luminosity of 370 pb^{-1} with previously published ZEUS data [5]. The data are in general agreement up to a global factor of $\sim 13\%$, which is at the level expected from normalisation uncertainties. In a limited range at high β and low x_P the H1 and ZEUS results are inconsistent indicating underestimated systematic uncertainties.

5. QCD analysis of σ_r^D and dijet data in DIS

The β and Q^2 dependences of the inclusive diffractive DIS data are sensitive to the quark singlet and gluon DPDFs. The proton vertex factorisation is assumed in the QCD analysis, i.e. that the DPDFs f_i^D (Eq.1) are parameterised by the form:

$$f_i^D(x, Q^2, x_P, t) = f_{P/p}(x_P, t) \cdot f_i(\beta = x/x_P, Q^2)$$

Parameterising $f_{P/p}(x_P, t)$ using a Regge approach, the β and Q^2 dependences of f_i are subjected to a perturbative QCD analysis based on the DGLAP equations in order to obtain DPDFs. The quark singlet density is very closely related to the measured diffractive cross

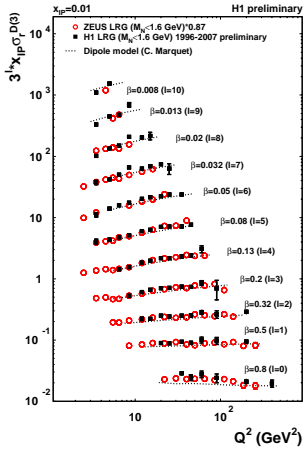


Figure 11: The Q^2 dependence of the diffractive reduced cross section at fixed x_P and β measured by H1 and ZEUS using the LRG method.

section and is thus well constrained. According to the DGLAP evolution equations, the $\ln Q^2$ derivative contains contributions due to the splittings $g \rightarrow q\bar{q}$ and $q \rightarrow qg$, convoluted with the diffractive gluon and quark densities, respectively. The derivative is determined almost entirely by the diffractive gluon density. The strong positive $\ln Q^2$ derivatives (scaling violations) for most β values in Fig. 11 imply large gluonic contribution to the DPDFs. At high β , the contribution to the Q^2 evolution from quark splittings $q \rightarrow qg$ becomes increasingly important and the derivatives become less sensitive to the gluon density.

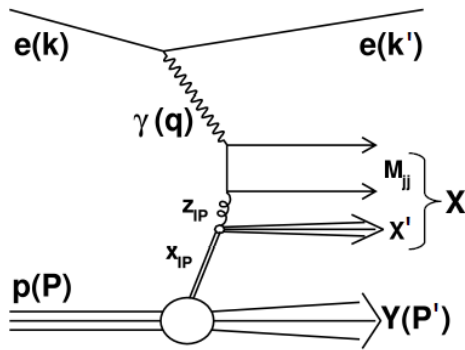


Figure 12: The leading order boson-gluon fusion diagram for dijet production in diffractive DIS.

The DPDFs extracted from the QCD analysis of inclusive diffractive DIS provide important input to final state measurements such as dijet production in DIS [8, 9], which may also provide important additional constraints on the gluon at high fractional momenta. Being dominated by the boson-gluon fusion process $\gamma^* g \rightarrow q\bar{q}$ shown in Fig.12, the dijet DIS data are directly sensitive to the diffractive gluon density, in contrast to σ_r^D . It is illustrated in Fig.13, where

different ZEUS DPDF parameterisations based on the σ_r^D data are compared with the diffractive dijet DIS cross sections. The distribution of the dijet cross section on z_P , the dijet fractional momentum, is the most sensitive to the gluon DPDF. Combined NLO DGLAP analyses of the σ_r^D and dijet data are performed by the H1 and ZEUS Collaborations. The results of the recent ZEUS QCD analysis [9] based on the high statistics LRG data are presented in Fig. 14. The error bars shown in Fig. 14 represent experimental uncertainties only. The method and DPDF parameterisation are similar to an earlier H1 analysis [8]. The heavy flavours are treated within the general mass variable flavour number scheme [22], whereas H1 used a fixed flavour number scheme. The results of the H1 analysis are presented in Fig. 15, where the error bars include experimental as well as scale uncertainties.

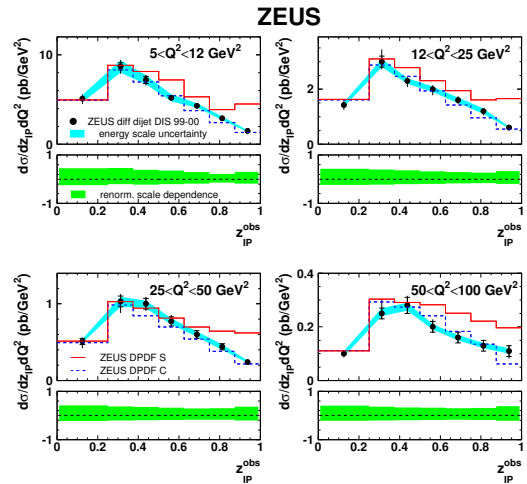


Figure 13: Predictions based on different ZEUS DPDF parameterisations compared with the diffractive dijet DIS data.

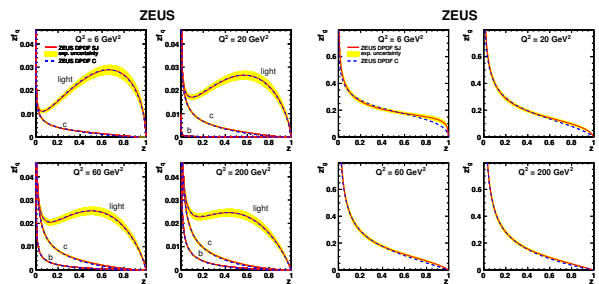


Figure 14: Diffractive quark singlet and gluon densities for different values of the hard scale Q^2 extracted from the ZEUS NLO DGLAP analysis of σ_r^D and the dijet DIS data.

Integrated over β , the gluon density, extracted in the QCD analysis of the ZEUS diffractive DIS data, carries around 60% of the total momentum. The QCD analysis of the H1 diffractive DIS data gives a somewhat higher gluon momentum fraction of 70%, independently of Q^2 . The results of the H1 and ZEUS Col-

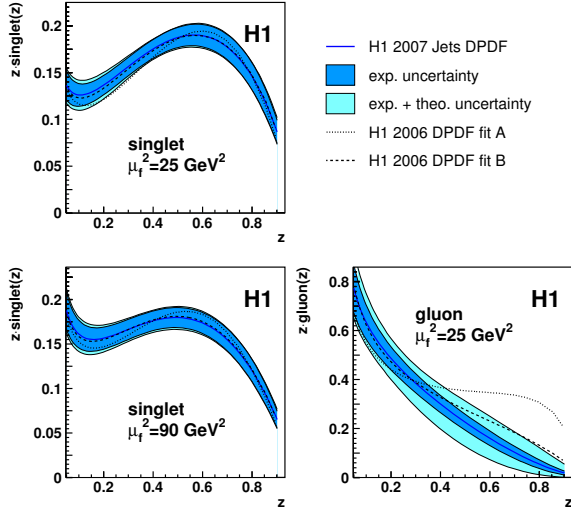


Figure 15: Diffractive quark singlet and gluon densities for different values of the hard scale $\mu_f^2 = Q^2 + p_T^2$ extracted from the H1 NLO DGLAP analysis of σ_T^D and the dijet DIS data.

laborations are shown in Fig.16.

A similar fraction of the total proton momentum is carried by the inclusive gluon density in the low x region where valence quark effects are small [21]. This similarity of the ratio of quarks to gluons in the DPDFs and the inclusive proton parton densities is reflected in a ratio of the two cross sections which, to good approximation, is flat as a function of Q^2 at fixed x and x_P [1, 3].

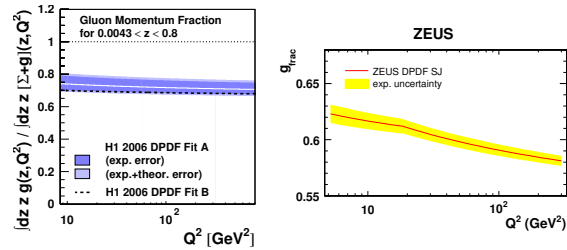


Figure 16: Gluon momentum fraction as a function of Q^2 . Results of the H1 and ZEUS QCD analyses are shown.

DPDFs predictions from the NLO QCD fits are compared in Fig.17 with the diffractive reduced cross sections measured by ZEUS using the LRG method. For $Q^2 < 5\text{GeV}^2$ in the ZEUS case and for $Q^2 < 8.5\text{GeV}^2$ in the H1 case, the fits are extrapolated. The normalisation of the ZEUS parameterisation is above that of H1. The H1 DPDFs predict a somewhat stronger Q^2 dependence of the cross section at large β where the predictions are extrapolated. The DPDF results reflect the degree of consistency in the shape and normalisation between the H1 and ZEUS diffractive DIS data.

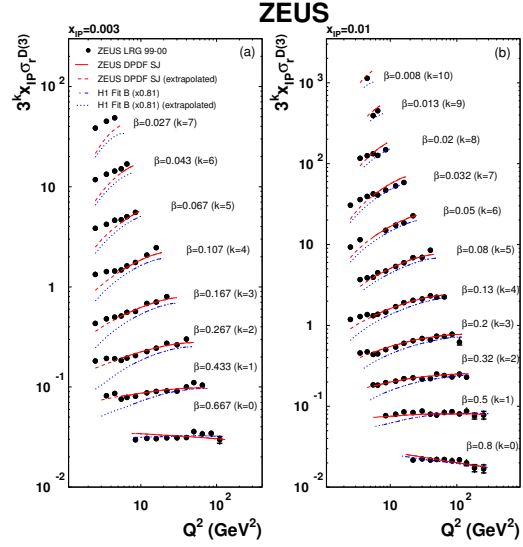


Figure 17: The Q^2 dependence of the diffractive reduced cross section at fixed x_P and β measured by ZEUS using the LRG method. Predictions from the H1 and ZEUS QCD fits are shown.

In recent H1 analyses, dijets are selected in events with a leading proton tagged in the FPS and VFPS [23, 24], allowing new regions of phase space to be explored in which there are jets in rapidity beyond the LRG range. These selections may enhance ‘hard’ pomeron contributions [26], where all of the exchanged momentum enters the hard scattering ($z_P \approx 1$) and the jets are produced exclusively. However, these data are well described by NLO DPDF predictions as it is illustrated in Fig.18, suggesting that the ‘hard’ pomeron contribution has a relatively small cross section. DPDF predictions at leading order (LO), also shown in Fig.18, underestimate the cross sections by a factor of ~ 2 .

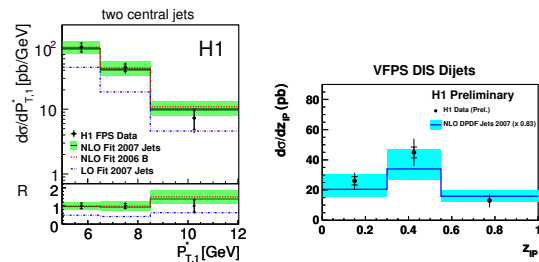


Figure 18: Differential cross section for diffractive dijet production in DIS measured by the H1 FPS and VFPS as a function of p_T^* of the leading jet and z_P compared to NLO predictions based on different sets of DPDFs.

The measured dijet cross sections for two dijet event topologies are compared in Fig. 19 with Monte Carlo models based on leading order matrix elements and parton showers. The resolved pomeron model [10] based on proton vertex factorisation and the DPDF set H1 2006 Fit B [1] describes the shape of the cross sections well, but the normalisation of the cross

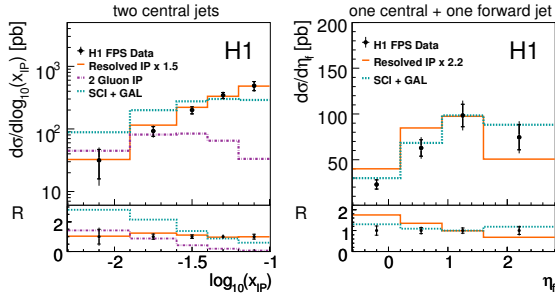


Figure 19: Differential cross section for diffractive dijet production in DIS measured by the H1 FPS as a function of $\log_{10} x_P$ and z_P compared to predictions of LO Monte Carlo models.

sections is too low. This suggests that contributions from higher order processes are important in order to describe the measured dijet cross sections. The SCI+GAL model based on soft colour interactions of final state partons [25] is able to reproduce the normalisation of the cross section for both dijet topologies presented after tuning the probability of soft colour interactions. The dependence of the diffractive dijet cross section on x_P and z_P is able to distinguish between the models. The SCI+GAL model and ‘hard’ two gluon pomeron model [26] fail to describe the shape of the distributions of the diffractive variables, while the resolved pomeron model describes the shape of these distributions well.

6. Diffractive dijets in photoproduction

Measurements of diffractive dijet photoproduction provide tests of QCD factorisation and DPDFs extracted in diffractive DIS and allow us to estimate ‘absorptive’ effects of multiple interactions which occur in the presence of the beam remnants. In dijet photoproduction the hard scale is defined by E_T , the transverse energy of jets, because $Q^2 \sim 0$. QCD collinear factorisation is expected to be valid in direct processes with point-like photon, but broken in processes with resolved photon, where the photon interacts via its partonic structure and secondary interactions between photon and proton remnants fill rapidity gap [28]. The two processes can be separated using a variable x_γ , which corresponds to the longitudinal momentum fraction of the photon entering the hard sub-process. Resolved photon processes correspond to $x_\gamma < 1$, whereas direct photon processes to $x_\gamma \approx 1$. Resolved and direct photon processes of dijet production are illustrated in Fig.20.

Fig. 21 and 22 show the ratio of the dijet photoproduction cross section of ZEUS and H1 to the NLO calculations. The recent H1 data [27] suggest a suppression of the photoproduction data by a factor 0.6 ± 0.2 relative to NLO QCD predictions, with

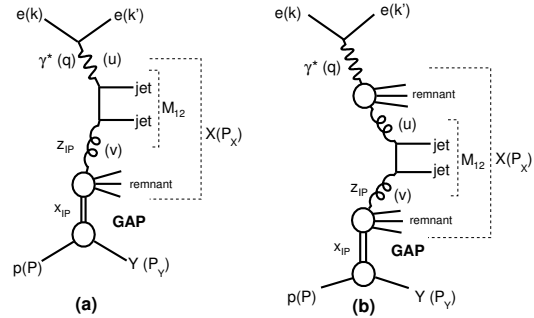


Figure 20: Illustration of dijet production via direct photon (a) and resolved photon (b) processes.

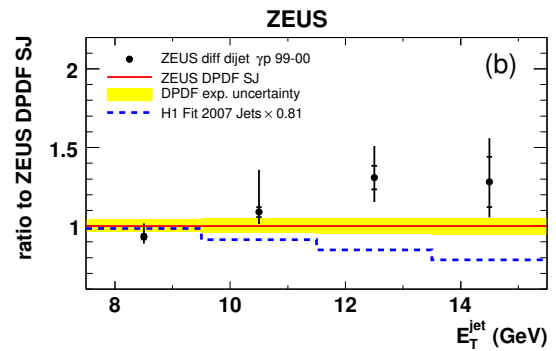


Figure 21: The ratio of the differential cross sections for diffractive dijet photoproduction measured by ZEUS to the NLO QCD calculations based on DPDFs extracted from diffractive DIS.

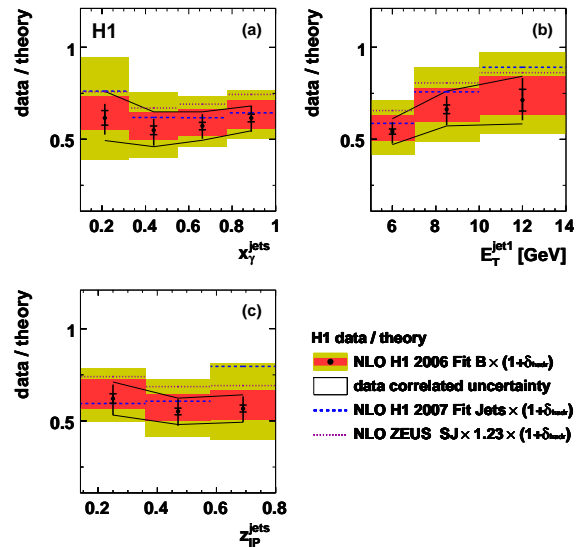


Figure 22: The ratio of the differential cross sections for diffractive dijet photoproduction measured by H1 to the NLO QCD calculations based on DPDFs extracted from diffractive DIS.

no significant difference between resolved and direct photon processes. The ZEUS results for larger jet transverse energies [9] suggest no suppression, but also do not show the expected difference between resolved and direct photon enhanced samples. A possible explanation for the apparent discrepancy between the two experi-

ments is a rising dependence of the data-to-theory ratio on the jet transverse energy. The ZEUS measurement is performed for $E_T^{jet} > 7.5$ GeV, whereas H1 measured for $E_T^{jet} > 5$ GeV. In contrast to theoretical expectations [28, 29], the ratios of the data to theory measured by both collaborations have at most a weak dependence on x_γ . These issues are partially resolved by recent predictions in which a more detailed treatment of point-like photon structure is introduced [30].

7. Diffractive longitudinal structure function F_L^D

Similarly to the case of inclusive DIS, the diffractive longitudinal structure function F_L^D provides a complementary measurement of the diffractive gluon density. To extract F_L^D , the diffractive reduced cross sections are measured by the H1 Collaboration at the proton energies of 460, 575 and 920 GeV in the range of photon virtuality of $4 \leq Q^2 \leq 44$ GeV².

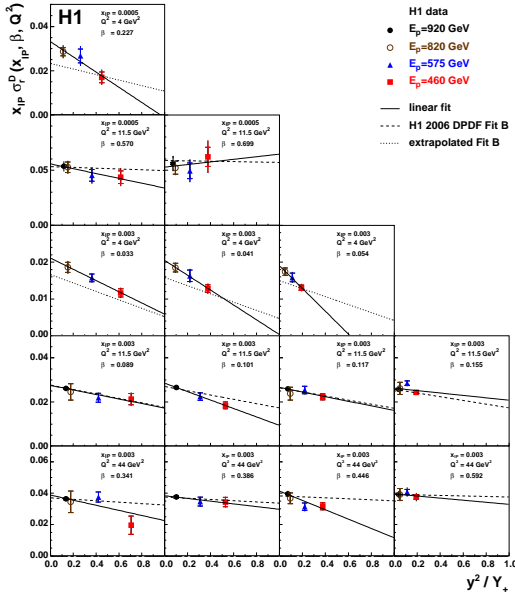


Figure 23: The diffractive reduced cross section σ_r^D as a function of y^2/Y_+ at fixed Q^2 , x_P and β . The linear fits to the data are presented as a solid line, the slope of which gives the value of F_L^D .

The data are combined with the previously published measurement at 820 GeV [1]. A linear fit is performed to the reduced cross section as a function of y^2/Y_+ (Eq. 2) to extract the diffractive longitudinal structure function F_L^D and the structure function F_2^D as it is shown in Fig. 23. The results of the fit for F_L^D and F_2^D are shown in Fig. 24 compared with predictions derived from leading twist NLO QCD fits to the previous H1 LRG data [1]. The F_L^D measurement provides an additional test of the DPDFs. The data are compatible with H1 DPDF fits as well as with a model which

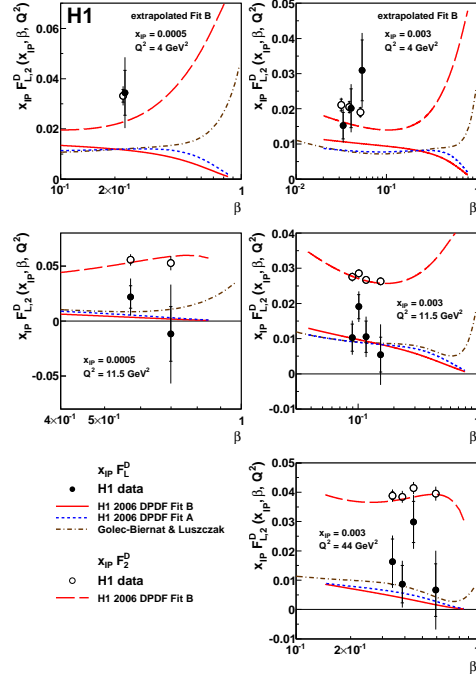


Figure 24: The diffractive structure functions F_L^D and F_2^D as a function of β at fixed Q^2 and x_P . The predictions based on the NLO QCD fits and of a colour dipole model are shown as curves.

is based on colour dipole approach and which includes a higher twist contribution at high β [31].

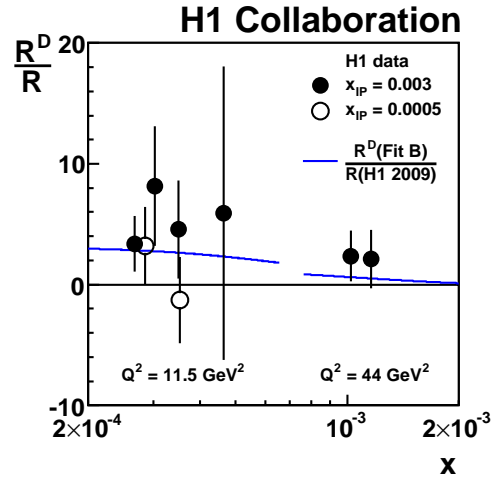


Figure 25: The ratio R^D/R as a function of x at fixed Q^2 and x_P . The data are compared with the predicted ratio using H1 DPDF Fit B / H1 PDF 2009 Fit (solid line).

The ratio R^D of diffractive cross sections for longitudinally to transversely polarised photons is measured in the same kinematic range as F_L^D . The ratio suggests that the cross sections for the two polarisation states of the photon are of comparable size. The ratio of R^D to R data for diffractive and inclusive scattering, shown in Fig. 25, indicates that the longitudi-

nally polarised photon cross section plays a larger role in the diffractive than in the inclusive processes. The R^D and R^D/R results are well reproduced by the predictions based on H1 DPDF Fit B and the H1 PDF 2009 inclusive PDF set [21].

8. Conclusions

Results on the diffractive cross sections in DIS are in general agreement for the H1 and ZEUS experiments and for the two methods of the diffractive event selection. The cross sections for processes with a leading proton in the final state and with a large gap in the rapidity distribution of the final state hadrons are consistent after applying the correction for the proton dissociation contribution in the later process. The first combination of the leading proton cross sections measured by the H1 and ZEUS Collaborations improves the precision of the measurement. The H1 and ZEUS data support the hypothesis of proton vertex factorisation which states that the cross section dependences on the variables which describe soft process at the proton vertex are independent of hard scattering process at the photon vertex. The PDF structure of the diffractive exchange is studied in NLO DGLAP analyses of diffractive DIS data. The diffractive PDFs are dominated by a hard gluon density, which successfully describes hard dijet final states in diffractive DIS and the longitudinal diffractive structure function, F_L^D . The rapidity gap survival probability derived from predictions of the NLO diffractive parton densities for hard dijet photoproduction data are similar for direct and resolved photon interactions. The suppression factor for dijet photoproduction is found to be around 0.6 from the H1 data, whereas the cross sections measured by ZEUS for larger jet transverse energies suggest no suppression.

References

- [1] A. Aktas *et al.* [H1 Collaboration], Eur. Phys. J. C **48** (2006) 715 [hep-ex/0606004].
- [2] A. Aktas *et al.* [H1 Collaboration], Eur. Phys. J. C **48** (2006) 749 [hep-ex/0606003].
- [3] F.D. Aaron *et al.* [H1 Collaboration], Eur. Phys. J. C **71** (2010) 1578 [arXiv:1010.1476].
- [4] S. Chekanov *et al.* [ZEUS Collaboration], Eur. Phys. J. C **38** (2004) 43 [hep-ex/0408009].
- [5] S. Chekanov *et al.* [ZEUS Collaboration], Nucl. Phys. B **816** (2009) 1 [hep-ex/0408009].
- [6] S. Chekanov *et al.* [ZEUS Collaboration], Nucl. Phys. B **800** (2008) 1.
- [7] J. Collins, Phys. Rev. D **57** (1998) 3051 [Erratum-ibid. D **61** (2000) 019902].
- [8] A. Aktas *et al.* [H1 Collaboration], JHEP 0710:042 (2007) [arXiv:0708.3217].
- [9] S. Chekanov *et al.* [ZEUS Collaboration], Nucl. Phys. B **831** (2010) 1.
- [10] G. Ingelman and P. Schlein, Phys. Lett. **B152** (1985) 256.
- [11] G. Jaroszkiewicz and P. Landshoff, Phys. Rev. D **10** (1974) 170.
- [12] A. Donnachie, P.V. Landshoff, Nucl. Phys. **B231** (1984) 189; A. Donnachie, P.V. Landshoff, Phys. Lett. **B296** (1992) 227 [hep-ph/9209205].
J. Cudell, K. Kang and S. Kim, Phys. Lett. B **395** (1997) 311 [hep-ph/9601336].
- [13] J. Owens, Phys. Rev. D **30** (1984) 943.
- [14] Eur. Phys. J. C **19** (2001) 693 [hep-ph/0010345].
- [15] S. Chekanov *et al.* [ZEUS Collaboration], Eur. Phys. J. C **24** (2002) 345 [hep-ex/0201043].
- [16] A. Aktas *et al.* [H1 Collaboration], Eur. Phys. J. C **46** (2006) 585 [hep-ex/0510016].
F.D. Aron *et al.* [H1 Collaboration], JHEP 1005:032 (2010) [arXiv:0910.5831].
- [17] H1 and ZEUS Collaborations: *Combined Measurement of the Inclusive Diffractive Cross Sections at HERA* presented at EPS-2011, H1-preliminary-11-111, ZEUS-preliminary-11-011.
- [18] A. Glazov, AIP Conf. Proc. **792** (2005) 237.
- [19] H1 Collaboration, *F2D3 with rapidity gap*, presented at DIS-2010, H1prelim-10-011 (2010).
- [20] H1 Collaboration, *F2D3 with VFPS*, presented at DIS-2010, H1prelim-10-014 (2010).
- [21] F.D. Aron *et al.* [H1 Collaboration], Eur. Phys. J. C **64** (2009) 561 [arXiv:0904.3513].
- [22] R. Thorne, R. Roberts, Phys. Rev. B **57** (1998) 6871 [hep-ph/9709442].
- [23] F.D. Aron *et al.* [H1 Collaboration], DESY 11-166 [arXiv:1111.0584].
- [24] H1 Collaboration, *Dijet production in diffractive deep inelastic scattering using the VFPS at HERA*, presented at DIS-2011, H1prelim-11-013 (2011).
- [25] A. Edin, G. Ingelman and J. Rathsmann, Phys. Lett. B **366** (1996) 371 [hep-ph/9508386].
A. Edin, G. Ingelman and J. Rathsmann, Z. Phys. C **75** (1997) 57 [hep-ph/9605281].
- [26] J. Bartels, C. Ewerz, H. Lotter, M. Wüsthoff and M. Diehl, [hep-ph/9609239].
J. Bartels, H. Jung and M. Wüsthoff, Eur. Phys. J. C **11** (1999) 111 [hep-ph/9903265].
- [27] H1 Collaboration, Eur. Phys. J. C **70** (2010) 15 [arXiv:1006.0946].
- [28] A. Kaidalov *et al.*, Phys. Lett. **B567** (2003) 61 [hep-ph/0306134].
- [29] M. Klasen, G. Kramer, Mod. Phys. Lett. **A23** (2008) 1885 [hep-ph/0806.2269].
- [30] A. Kaidalov *et al.*, Eur. Phys. J. C **66** (2010) 373 [hep-ph/0911.3716].
- [31] K.J. Golec-Biernat, A. Luszczal, Phys. Rev. D **76** (2007) 114014 [arXiv:0704.1608].