

Nilavan Anitha<sup>1\*</sup>, Venkatachalam Prathipa<sup>2</sup>, Veerapandian Velkannan<sup>3</sup>, Marimmuthu Dhanalakshmi<sup>4</sup>, Alexis Subashini Mary<sup>4</sup>, Subramani Aishwarya<sup>4</sup>, Francis Flori Jenifer<sup>4</sup>, Balu Nithiya Shree<sup>4</sup>, Gurmeet Singh<sup>5</sup>, Abdulhameed Al-Hashem<sup>6</sup>, Susai Rajendran<sup>1,7</sup>, Caslav Lacnjevac<sup>8</sup>

<sup>1</sup>Department of Chemistry, Corrosion Research Centre, St. Antony's College of Arts and Sciences for Women, Dindigul, India, <sup>2</sup>Department of Chemistry, PSNA College of Engineering and Technology, Dindigul India, <sup>3</sup>Department of Chemistry, Thiagarajar College of Engineering, Thiruparankundram, Madurai, Tamil Nadu, India, <sup>4</sup>MV Muthiah Government Arts College for Women, Dindigul, India, <sup>5</sup>Pondicherry University, Puducherry, India, <sup>6</sup>Petroleum Research Centre, Kuwait Institute for Scientific Research, Kuwait, <sup>7</sup>Centre for Nanoscience and Technology, Pondicherry University, Puducherry, India, <sup>8</sup>University of Belgrade, Faculty of Agriculture, Belgrade, Serbia

Scientific paper

ISSN 0351-9465, E-ISSN 2466-2585

<https://doi.org/10.5937/zasmat2204418A>



Zastita Materijala 63 (4)

418 – 429 (2022)

## Corrosion resistance of SS 18/8 alloy and Gold 22 K alloy in artificial sweat in the presence of D-Glucose

### ABSTRACT

Corrosion resistance of SS 18/8 alloy and Gold 22 K alloy immersed in artificial sweat in the absence and presence of 100 ppm of D-Glucose has been investigated by polarization study and AC impedance spectra. It is observed that corrosion resistance of SS 18/8 alloy and also Gold 22 K alloy immersed in artificial sweat in the presence of 100 ppm of D-Glucose decreases. Hence it is concluded that people wearing ornaments made of these two alloys need to worry about the excess of D-Glucose in their sweat. When SS 18/8 alloy is immersed in artificial sweat in the presence of 100 ppm of D-Glucose, Linear Polarisation Resistance value decreases from 589308032 Ohmcm<sup>2</sup> to 87905 Ohmcm<sup>2</sup>; corrosion current increases from 8.923x10<sup>-11</sup> A/cm<sup>2</sup> to 4.008x10<sup>-9</sup> A/cm<sup>2</sup>; charge transfer resistance value increases from 4884 Ohmcm<sup>2</sup> to 3.168 x10<sup>-7</sup> 12210 Ohmcm<sup>2</sup>; impedance value decreases from 8.023 to 4.008; double layer capacitance increases from 8.9099x10<sup>-14</sup> F/cm<sup>2</sup> to 1.4868 x10<sup>-9</sup> F/cm<sup>2</sup>, and phase angle decreases from 94° to 54°. When Gold 22 K alloy is immersed in artificial sweat in the presence of 100 ppm of D-Glucose, Linear Polarisation Resistance value decreases from 4248438 Ohmcm<sup>2</sup> to 236576 Ohmcm<sup>2</sup>; corrosion current increases from 8.038 x10<sup>-9</sup> A/cm<sup>2</sup> to 1.546 x10<sup>-7</sup> A/cm<sup>2</sup>; charge transfer resistance decreases from 23680 Ohmcm<sup>2</sup> to 6336 Ohmcm<sup>2</sup>; impedance value decreases from 4.647 to 4.567; double layer capacitance increases from 2.154 x10<sup>-10</sup> F/cm<sup>2</sup> to 8.049x10<sup>-10</sup> F/cm<sup>2</sup>, and phase angle increases from 66° to 64°.

**Keywords:** Corrosion resistance, SS 18/8 alloy, Gold 22 K alloy, Artificial sweat, D-Glucose, polarization study, AC impedance spectra.

### 1. INTRODUCTION

Human perspiration fluid with a relatively high chloride ions content (~ 0.14 M) comes in contact with a number of consumer products resulting in a variety of undesirable effects such as malfunction and corrosion. In jewelry many alloys are used to make ornaments such as rings, bangles, wrist watches, earrings, nose rings etc., When these materials come in contact with sweat they undergo corrosion. Several research papers have been

published in this regard [1-10]. Degradation response and bioactivity assessment of antimicrobial copper coatings in simulated hand sweat environment have been investigated by Bharadishettar and Udaya Bhat [1]. The degradation behavior of coatings in the simulated hand sweat solution was probed using potentiodynamic polarization test and electrochemical impedance spectroscopy. Fabrication of interstitial coral-like copper nanostructure by self-assembly and spray deposition has been investigated by Chen et al. [2]. It was noted that compared with the superhydrophilic copper surface, the superhydrophobic coating showed better corrosion resistance in 3.5 wt% NaCl solution and artificial sweat. Corrosion reliability of hearing aid (HA) devices is a critical issue due to their exposure to harsh climatic conditions like high

\*Corresponding author: Nilavan Anitha

Email: susairajendran@gmail.com

Paper received: 03. 05. 2022.

Paper accepted: 26. 05. 2022.

Paper is available on the website: [www.idk.org.rs/journal](http://www.idk.org.rs/journal)

humidity and temperature, along with the combination of high level of salt contamination from human sweat and environmental pollutants. Statistical analysis of corrosion failure data can provide a better understanding of the failure sequence and cause, which is important as the issue is due to multiple parameter effects on a complex device consisting of many components. Yadav et al. [3] noted that potassium hydroxide (KOH) electrolyte leakage from faulty Zn-air batteries (ZABs) and human sweat were prominent causes of the corrosion failure of hearing aid components. The rate of corrosion failures was found to accelerate during the summer season due to an increase in human perspiration rate and the release of KOH electrolyte from the batteries. Corrosion behaviour of Cu-Zn-Ni-Sn imitation-gold copper alloy in artificial seawater and perspiration has been studied by Yu et al. [4]. The corrosion behavior of many metallic materials used as jewelry in synthetic sweat solution was studied by the electrochemical polarization method by Naser et al. [5]. Results showed that the sample (Cu-Fe alloy) has the majority corrosion potential in negative beside the highest current density as well as the current density reached  $366.13 \mu\text{A}\cdot\text{cm}^{-2}$ . The surface morphology of the surface of corroded specimens was analyzed using scanning electron microscope to show the product of corrosion with damage on the surface of the material. The atmospheric corrosion behaviour of benzotriazole (BTA) treated Cu-based coins in synthetic sweat has been investigated by Huang et al. [6]. Electrochemical impedance spectroscopy showed that the protective effect of BTA on copper coins gradually failed in synthetic sweat with the prolongation of immersion time. Wang et al. [7] have studied the bioaccessibility of nickel and cobalt in powders and massive forms of stainless steel, nickel- or cobalt-based alloys, and nickel and cobalt metals in artificial sweat. Electrochemical Characterization of certain Mg-Based alloys in Artificial Perspiration Biofluid for Consumer and Industrial Applications has been done by Heakal and Bakry [8]. 'Nickel Allergy' sometimes occurs when nickel-containing articles are in direct and prolonged contact with the skin, leading to corrosion of elemental nickel by sweat, liberating sufficient nickel ions to be absorbed through the skin and initiate an allergenic effect. Whittington and Lo have investigated the 'Nickel Allergy' arising from decorative nickel plated and alloyed articles [9]. The steel strings of guitars suffer aggressive corrosion when exposed to human sweat. To mitigate this effect, guitar strings were subjected to cathodic protection by impressed current by Bonastre et al. [10]. To evaluate the corrosion, electrochemical techniques were used to determine the polarization resistance and the instantaneous corrosion rate, as well as the weight loss by gravimetric measurements.

The present work is undertaken to investigate the influence of D-Glucose on the corrosion resistance of SS 18/8 alloy and Gold 22 K alloy in artificial sweat by electrochemical studies such as polarization study and AC impedance spectra.

## 2. EXPERIMENTAL

Two alloy specimens, namely, SS 18/8 alloy and Gold 22 K alloy were chosen for the present study.

### *SS 18/8 alloy*

18/8 stainless steel is 304 grade stainless steel, which is the most widely used and flexible austenitic form of stainless steel. The numbers 18/8 represent the composition of this steel as 18% chromium and 8% nickel, making it very resistant to corrosion and oxidation. 18/8 stainless steel is also highly durable and can be fabricated with ease. Cleaning the metal is easy and it is available in various appearances and finishes. 18/8 stainless steel may also be known as austenite steel or 304 grade steel.

### *Gold 22 K alloy*

In 22K gold, 22 parts of the metal are gold and the rest two comprise metals like silver, zinc, nickel, and other alloys. It is also known as 91.67 percent pure gold. Mixing alloys makes the texture of gold harder and hence jewellery becomes durable.

The metal specimens were encapsulated in Teflon. The metal specimens were polished to a mirror finish and degreased with trichloroethylene. The metal specimens were immersed in artificial sweat (the ISO standard ISO 3160-2), whose composition was: 20g/l NaCl, 17.5 g/l  $\text{NH}_4\text{Cl}$ , 5g/l acetic acid and 15 g/l d,l lactic acid with the pH adjusted to 4.7 by NaOH. In electrochemical studies, the metal specimens were used as working electrodes. Artificial sweat (AS) was used as the electrolyte (10 ml). The temperature was maintained at  $37 \pm 0.1^\circ\text{C}$ .

### *Potentiodynamic Polarization Study*

In the present exploration, polarization studies were carried out in a CHI Electrochemical work station/ analyzer, model 660A. It was provided with automatic  $iR$  compensation facility. A three-electrode cell assembly was used. The working electrode was one of the two alloys. A saturated calomel electrode (SCE) was the reference electrode and platinum was the counter electrode. The scan rate (V/S) was 0.01. Hold time at ( $E_{\text{fc}}$ ) was zero and quit times (s) was two.

From the polarization study, corrosion parameters such as corrosion potential ( $E_{\text{corr}}$ ), corrosion current ( $I_{\text{corr}}$ ), Tafel slopes (anodic =  $b_a$  and cathodic =  $b_c$ ) and linear polarization resistance (LPR) were calculated. LPR monitoring

is an effective electrochemical method of measuring corrosion. Monitoring the relationship between electrochemical potential and current generated between electrically charged electrodes in a process stream allows the calculation of corrosion current. If the electrodes are corroding at high rate with the metal ions passing into solution, a small potential applied between the electrodes will produce a high current, and therefore a low polarization resistance. This corresponds to a high corrosion rate.

#### AC Impedance Spectra

The instrument used for polarization study was used to record AC impedance spectra also. The cell set up was also the same. The real part ( $Z'$ ) and imaginary part ( $-Z''$ ) of the cell impedance were measured in ohms at various frequencies. The details of the experimental conditions are as follows: Initial E (V) = 0; High frequency (Hz) =  $1 \times 10^5$ ; Low frequency (Hz) = 10; Amplitude (V) = 0.005; Quiet Time (s)=2. Values of the charge transfer resistance ( $R_t$ ) and the double-layer capacitance ( $C_{dl}$ ) were calculated.

### 3. RESULTS AND DISCUSSION

The influence of D-Glucose on corrosion resistance of SS 18/8 alloy immersed in artificial sweat (AS) and the influence of D-Glucose on corrosion resistance of Gold 22 K immersed in artificial sweat (AS) have been investigated by electrochemical methods such as polarization study and AC impedance spectra.

#### *Influence of D-Glucose on corrosion resistance of SS 18/8 alloy immersed in artificial sweat (AS)*

Polarisation study and AC impedance spectra have been widely used in corrosion inhibition /protection study to know the corrosion resistance of metals and alloys [11-24].

#### *Analysis of Results of Polarisation study*

The Polarization curves of SS 18/8 alloy in AS in the absence and presence of 100 ppm of D-Glucose are shown in Figures 1 and 2 respectively. The corrosion parameters are given in Table 1. In polarization study, when corrosion resistance decreases, LPR decreases and corrosion current increases.

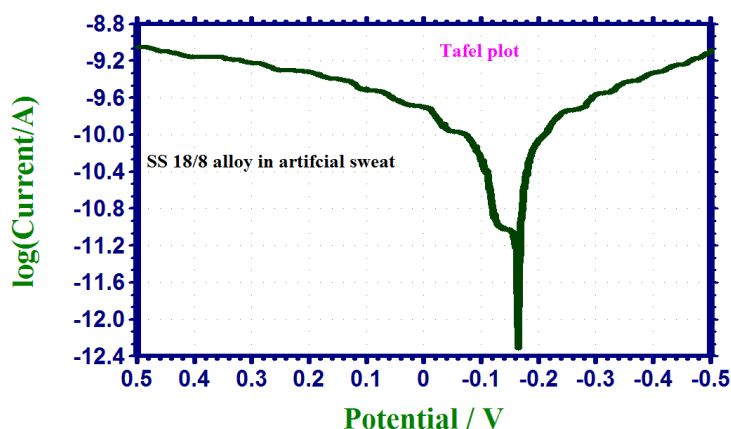


Figure 1. Polarisation curve of SS 18/8 alloy immersed in artificial sweat (AS)

Slika 1. Kriva polarizacije legure SS 18/8 uronjene u veštačkom znoju (AS)

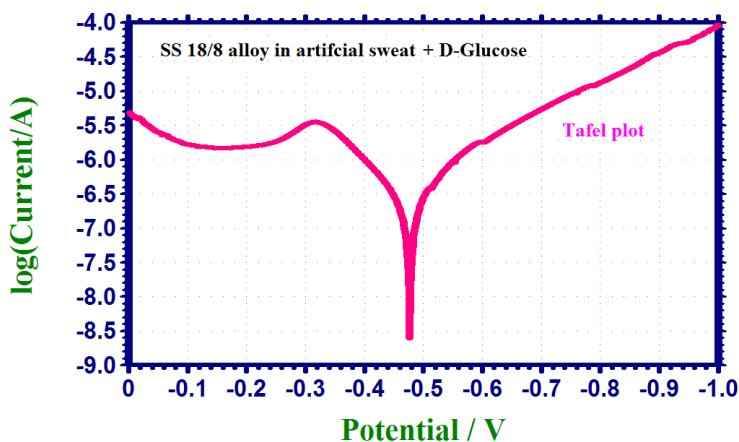


Figure 2. Polarisation curve of SS 18/8 alloy immersed in artificial sweat + D-Glucose

Slika 2. Kriva polarizacije legure SS 18/8 uronjene u veštački znoj + D-glukoza

Table 1. Corrosion parameters of SS 18/8 alloy immersed in various test solutions containing artificial sweat (AS) obtained by Polarization study

Tabela 1. Parametri korozije legure SS 18/8 potopljene u različite test rastvore koji sadrže veštački znoj (AS) dobijeni polarizacionom studijom

System	$E_{corr}$ mV/SCE	$b_c$ mV/decade	$b_a$ mV/decade	LPR Ohm $cm^2$	$I_{corr}$ A/ $cm^2$
AS	-165	0.4075	0.1719	589308032	$8.923 \times 10^{-11}$
AS+ D-Glucose 100ppm	-477	144	116	87905	$3.168 \times 10^{-7}$

It is observed from Table 1, that in the presence of 100 ppm of D-Glucose, the corrosion resistance of SS 18/8 alloy in AS decreases. This is revealed by the fact that, in the presence of 100 ppm of D-Glucose, LPR value of SS 18/8 alloy decreases and corrosion current increases. D-Glucose behaves as cathodic type of inhibitor. This is due to the fact that in the presence of D-Glucose, the corrosion potential is shifted to the cathodic side.

#### Implication

Corrosion resistance of SS 18/8 alloy in artificial sweat decreases in the presence of 100 ppm of D-Glucose. Hence people having excessive

glucose in sweat should avoid wearing ornaments such as wrist watches, rings, and earrings, made of SS 18/8 alloy

#### Analysis of results of AC impedance spectra

In AC impedance spectra analysis, when corrosion resistance decreases,  $R_t$  values phase angle values and impedance values decrease whereas  $C_{dl}$  values increase.

The AC impedance spectra of SS 18/8 alloy in AS in the absence and presence of 100 ppm of D-Glucose are shown in Figures 3-6. The Nyquist plots are shown in Figures 3 and 5. The Bode plots are shown in Figures 4 and 6.

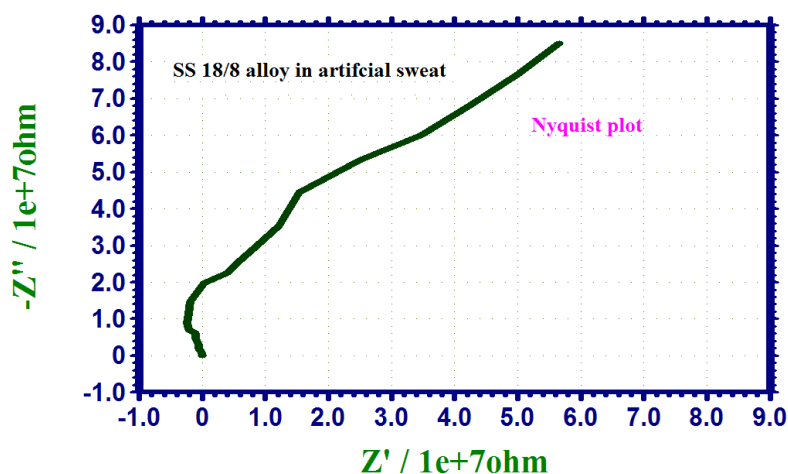


Figure 3. Nyquist plot of SS 18/8 alloy immersed in artificial sweat

Slika 3. Nyquist-ova kriva legure SS 18/8 uronjena u veštački znoj

Table 2. Corrosion parameters of SS 18/8 alloy immersed in various test obtained by AC Impedance spectra

Tabela 2. Parametri korozije legure SS 18/8 potopljene u različitim testovima dobijenim spektrom impedanse naizmenične struje

System	$R_t$ Ohm $cm^2$	$C_{dl}$ F/ $cm^2$	Impedance Log(Z/ohm)	Phase angle
AS	57240000	$8.9099 \times 10^{-14}$	8.023	94
AS + D-Glucose 100ppm	3430	$1.4868 \times 10^{-9}$	4.008	54

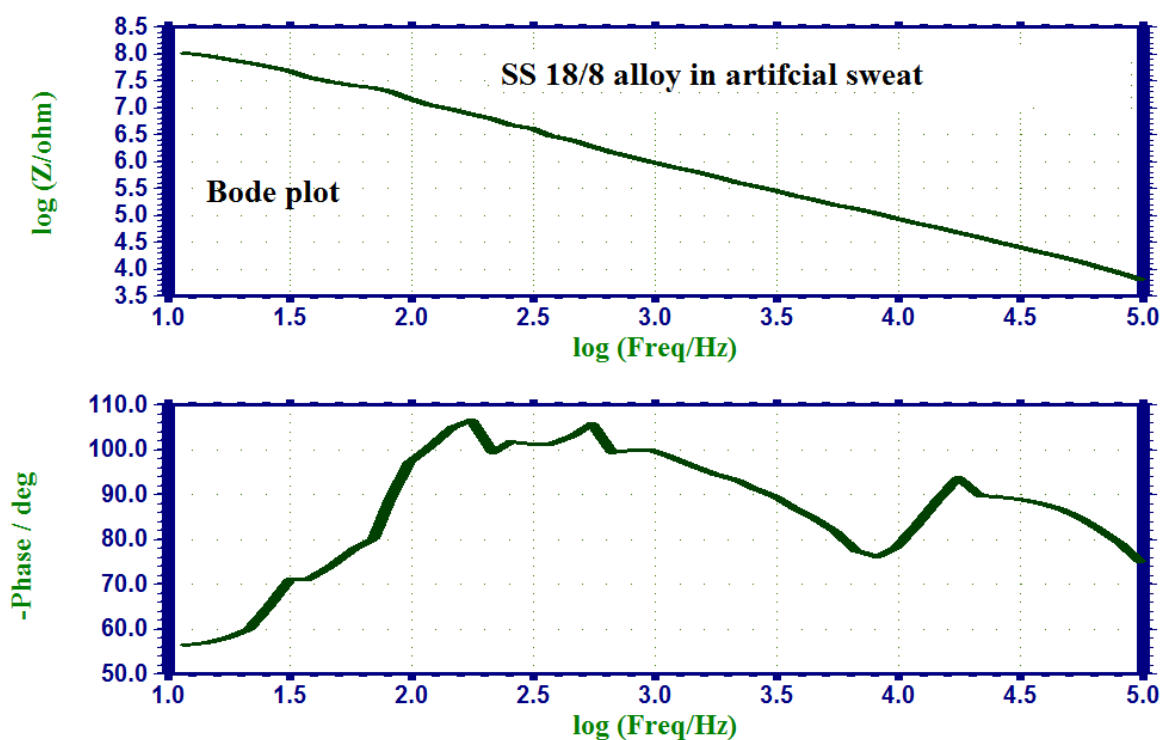


Figure 4. Bode plot of SS 18/8 alloy immersed in artificial sweat

Slika 4. Bode-ova kriva legure SS 18/8 uronjena u veštački znoj

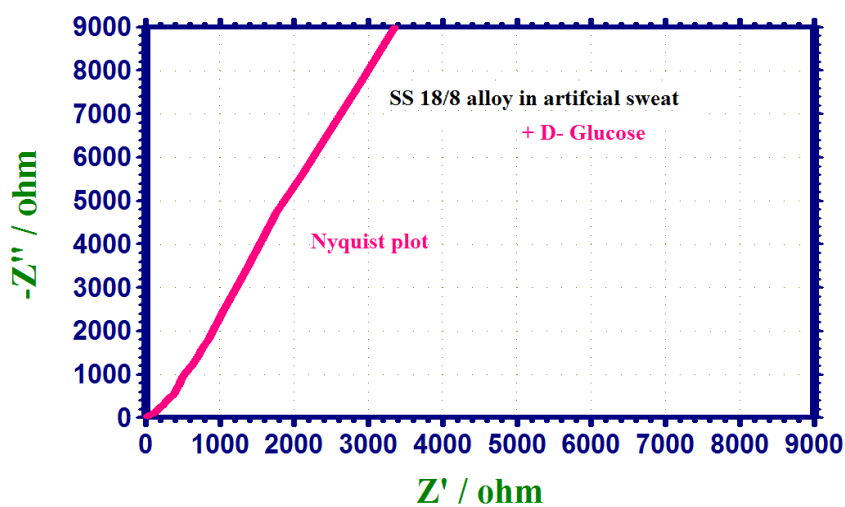


Figure 5. Nyquist plot of SS 18/8 alloy immersed in artificial sweat + D-Glucose

Slika 5. Nyquist-ova kriva legure SS 18/8 uronjena u veštački znoj + D-glukoza

The corrosion parameters such as charge transfer resistance ( $R_t$ ), impedance value and double-layer capacitance ( $C_{dl}$ ) values, and phase angle values are given in Table 2. It is observed from Table 2, that in the presence of D-Glucose,

the corrosion resistance of SS18/8 alloy in artificial sweat decreases. This is revealed by the fact that in the presence of D-Glucose,  $R_t$  value decreases, impedance value decreases, phase angle value decreases and  $C_{dl}$  value increases.

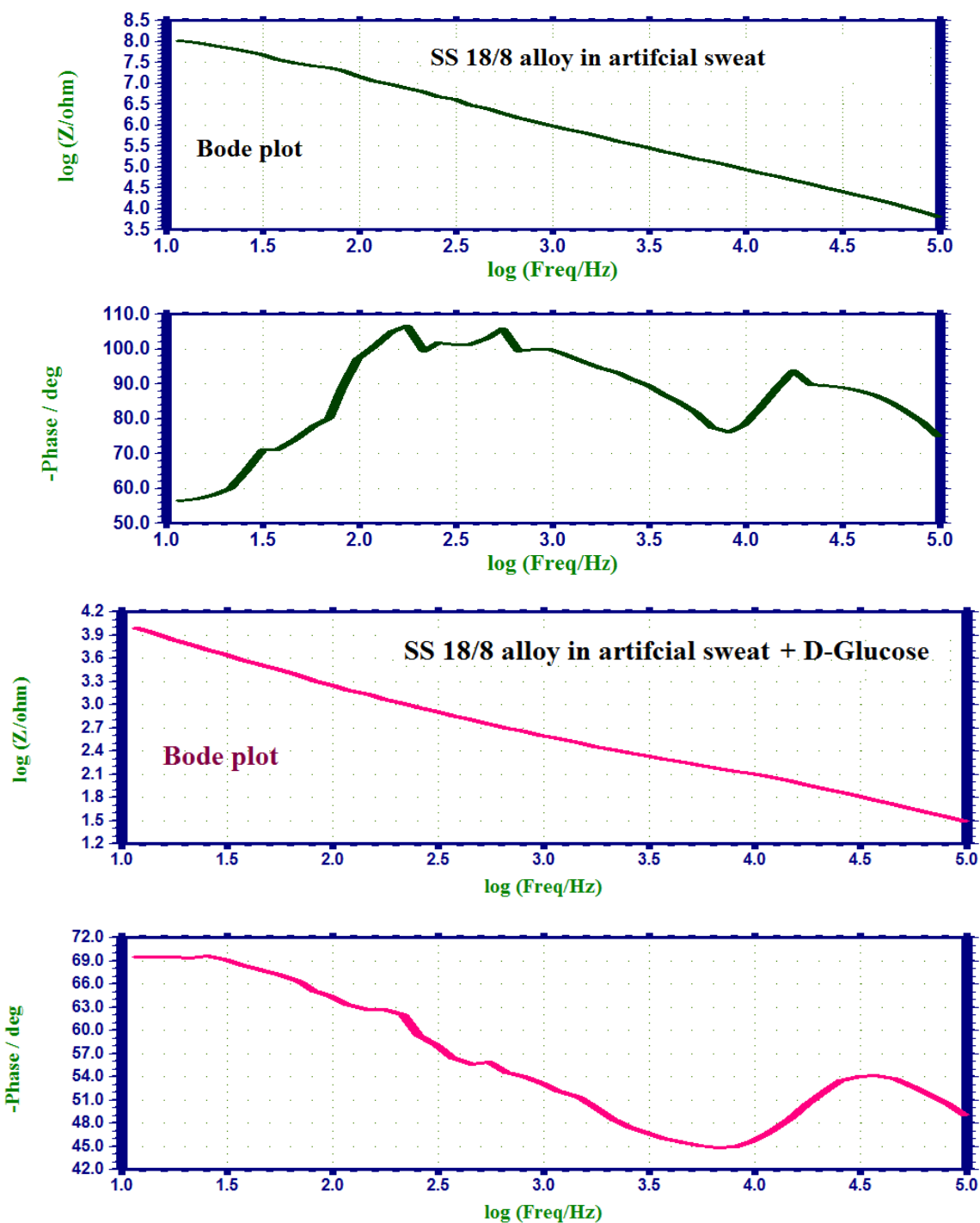


Figure 6. Bode plot of SS 18/8 alloy immersed in artificial sweat + D-Glucose

Slika 6. Bode-ova kriva legure SS 18/8 uronjena u veštački znoj + D-glukoza

*Implication*

Corrosion resistance of SS18/8 alloy in artificial sweat decreases in the presence of 100 ppm of D-Glucose. Hence people having excess glucose in sweat should avoid wearing ornaments made of SS18/8 alloys, such as wrist watches, rings, bangles, etc.

*Influence of D-Glucose on corrosion resistance of Gold 22 K alloy immersed in artificial sweat (AS)*

Influence of D-Glucose on corrosion resistance of Gold 22 K alloy immersed in artificial sweat (AS) has been investigated by Polarisation study and AC impedance spectra.

*Analysis of Results of Polarisation study*

The Polarization curves of Gold 22 K in AS in the absence and presence of 100 ppm of D-Glucose are shown in Figures 7 and 8 respectively.

The corrosion parameters are given in Table 3. In polarization study, when corrosion resistance decreases, LPR decreases and corrosion current increases.

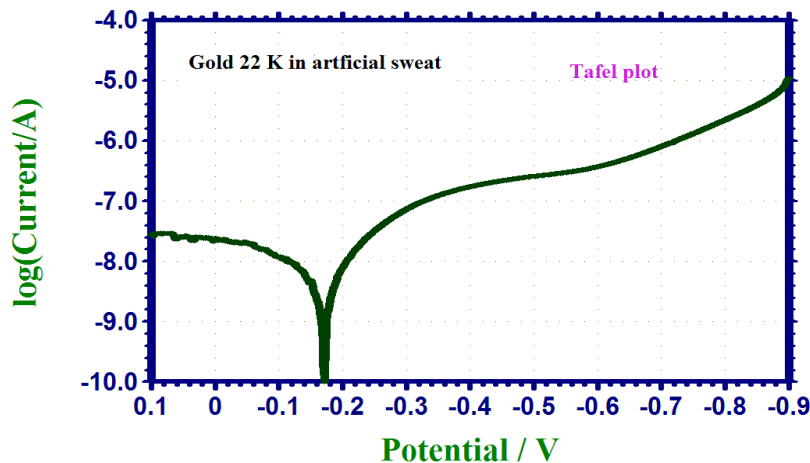


Figure 7. Polarisation curve of Gold 22 K alloy immersed in artificial sweat

Slika 7. Kriva polarizacije legure zlata 22 K uronjena u veštački znoj

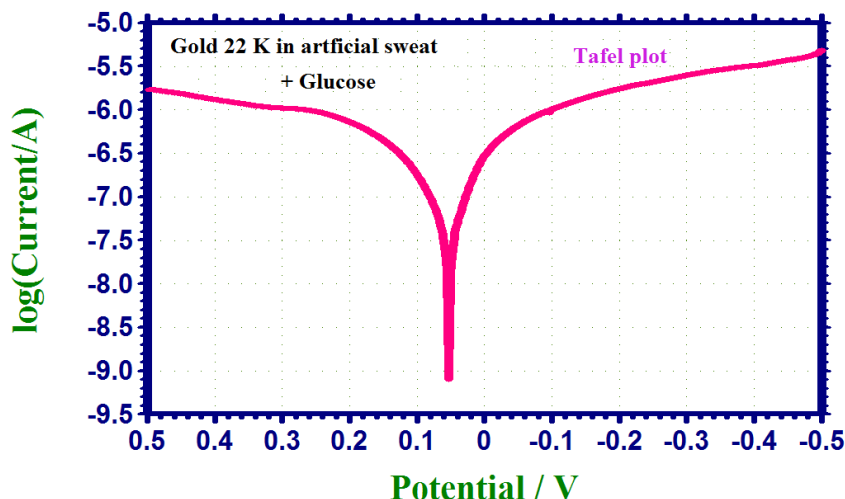


Figure 8. Polarisation curve of Gold 22 K alloy immersed in artificial sweat + D-Glucose

Slika 8. Kriva polarizacije legure zlata 22 K uronjena u veštački znoj + D-glukoza

Table 3. Corrosion parameters of Gold 22 K alloy immersed in various test solutions containing artificial sweat (AS) obtained by Polarisation study

Tabela 3. Parametri korozije legure zlata 22 K potopljene u različite test rastvore koji sadrže veštački znoj (AS) dobijeni polarizacionom studijom

System	$E_{corr}$ mV/SCE	$b_c$ mV/decade	$b_a$ mV/decade	LPR Ohm $cm^2$	$I_{corr}$ A/ $cm^2$
AS	-172	80	48	4248438	$8.038 \times 10^{-9}$
AS + D-Glucose 100ppm	53	172	165	236576	$1.546 \times 10^{-7}$

It is observed from Table 3, that in the presence of 100 ppm of D-Glucose, the corrosion resistance of Gold 22 K alloy in AS decreases. This

is revealed by the fact that, in the presence of 100 ppm of D-Glucose, LPR value of Gold 22 K alloy decreases and corrosion current increases.

*Implication*

Corrosion resistance of Gold 22 K alloy in artificial sweat decreases in the presence of 100 ppm of D-Glucose. Hence people having excessive glucose in sweat should avoid wearing ornaments such as wrist watches, rings, earrings, made of Gold 22 K alloy.

*Analysis of results of AC impedance spectra*

In AC impedance spectra analysis, when corrosion resistance decreases,  $R_t$  values phase angle values and impedance values decrease whereas  $C_{dl}$  values increase.

The AC impedance spectra of Gold 22 K alloy in AS in the absence and presence of 100 ppm of D-Glucose are shown in Figures 9-12. The Nyquist plots are shown in Figures 9 and 11. The Bode plots are shown in Figures 10 and 12.

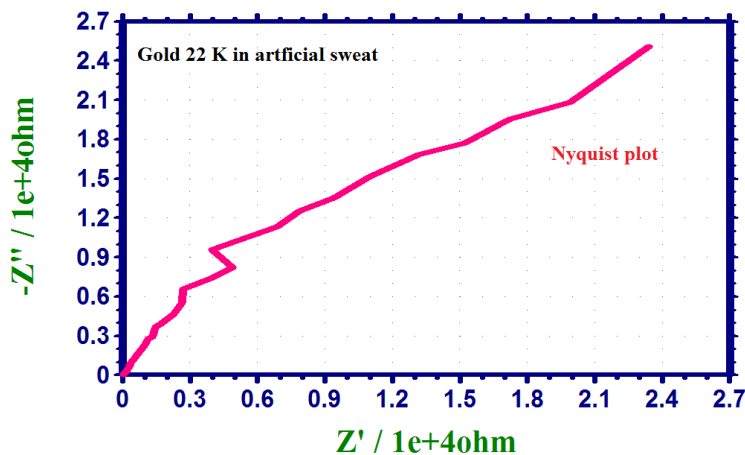


Figure 9. Nyquist plot of Gold 22 K alloy immersed in artificial sweat

Slika 9. Nyquist-ova kriva legure zlata 22K uronjena u veštački znoj

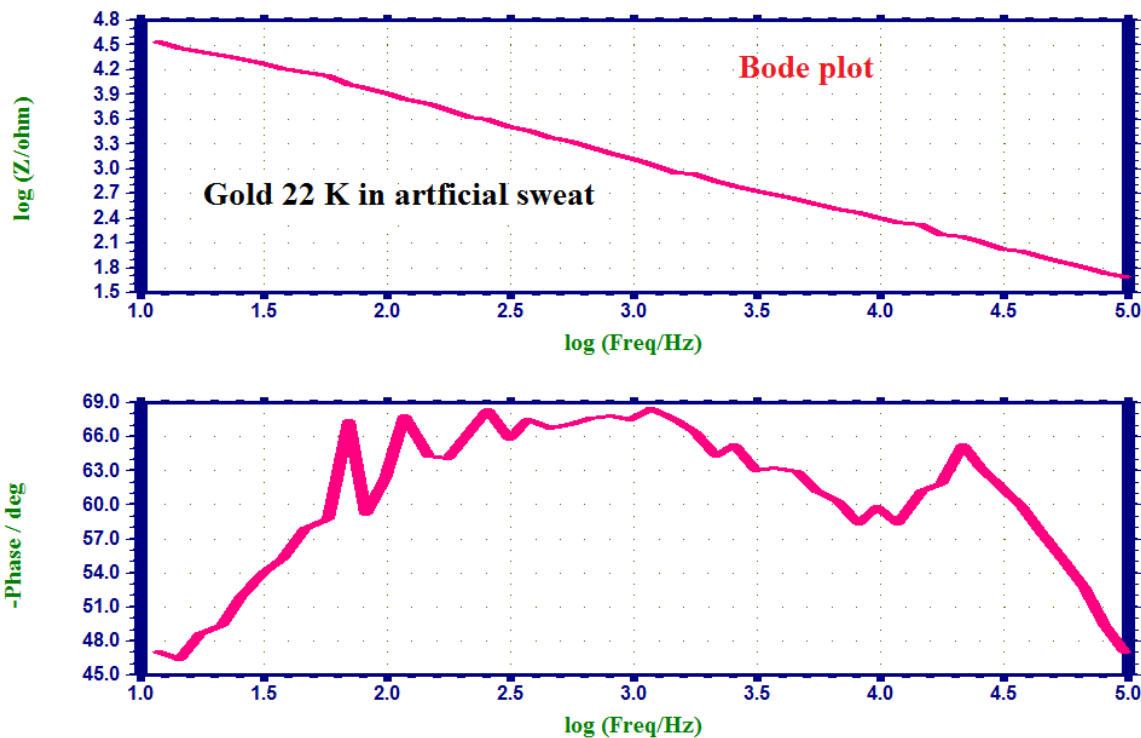


Figure 10. Bode plot of Gold 22 K alloy immersed in artificial sweat

Slika 10. Bode-ova kriva legure zlata 22K uronjena u veštački znoj



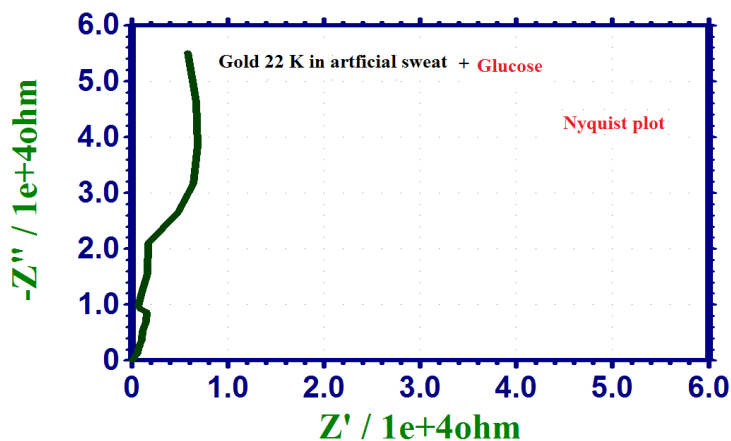


Figure 11. Nyquist plot of Gold 22 K alloy immersed in artificial sweat + D-Glucose  
 Slika 11. Nyquist-ova kriva legure zlata 22K uronjena u veštački znoj + D-glukoza

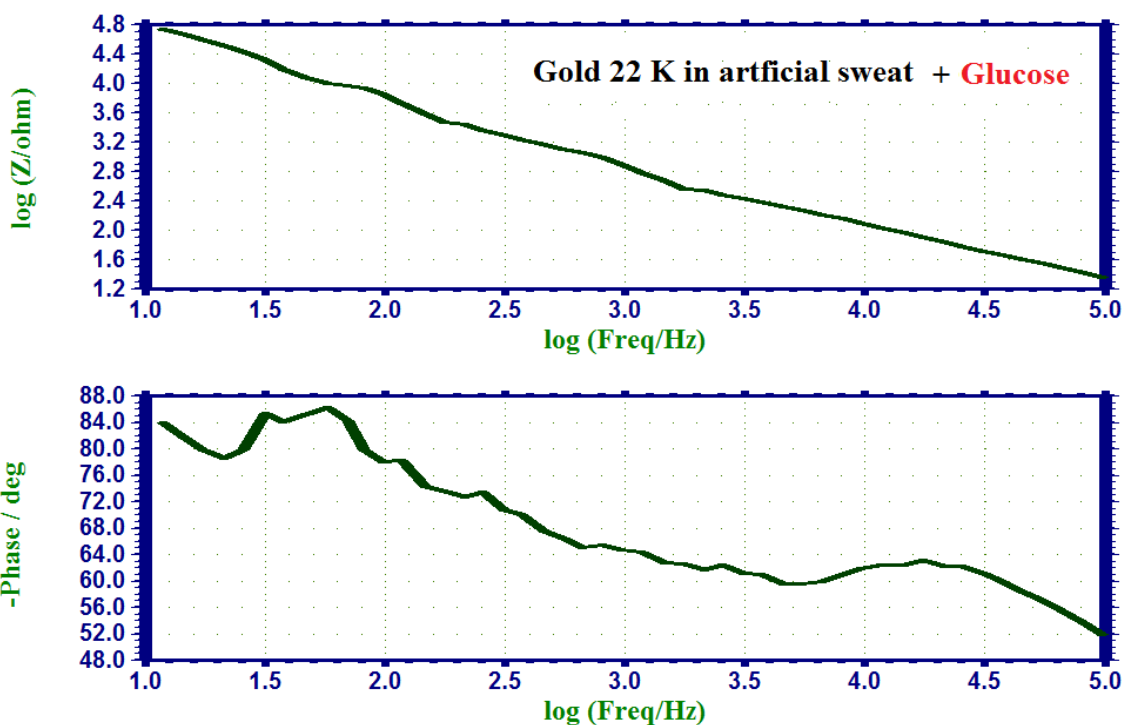


Figure 12. Bode plot of Gold 22 K alloy immersed in artificial sweat + D-Glucose  
 Slika 12. Bode-ova kriva legure zlata 22K uronjena u veštački znoj + D-glukoza

Table 4. Corrosion Parameters of Gold 22 K alloy immersed in various tests obtained by AC Impedance spectra

Tabela 4. Parametri korozije legure zlata 22 K potopljene u različitim testovima dobijenim spektrom impedanse naizmenične struje

System	$R_t$ Ohmcm <sup>2</sup>	$C_{dl}$ F/cm <sup>2</sup>	Impedance Log(Z/ohm)	Phase angle°
AS	23680	$2.154 \times 10^{-10}$	4.647	66
AS + D-Glucose 100ppm	6336	$8.049 \times 10^{-10}$	4.567	64

The corrosion parameters such as charge transfer resistance ( $R_t$ ), impedance value and double-layer capacitance ( $C_{dl}$ ) values, and phase angle values are given in Table 4.

It is observed from Table 4, that in the presence of D-Glucose, the corrosion resistance of Gold 22 K alloy in artificial sweat decreases. This is revealed by the fact that in the presence of glucose,  $R_t$  value decreases, impedance value decreases, phase angle value decreases and  $C_{dl}$  value increases.

#### Implication

The corrosion resistance of Gold 22 K alloy in artificial sweat decreases in the presence of 100 ppm of D-Glucose. Hence people having an excess of **glucose** in sweat should avoid wearing ornaments made of SS18/8 alloys, such as wrist watches, rings, bangles, etc.

## 4. SUMMARY AND CONCLUSIONS

### Outcome of the study

Corrosion resistance of SS 18/8 alloy and Gold 22 K alloy in artificial sweat (AS), in the absence and presence of D-Glucose has been investigated by polarization study and AC impedance spectra. It is inferred that corrosion resistance of SS 18/8 alloy and Gold 22 K alloy in artificial sweat decreases in the presence of D-Glucose. This is revealed by a decrease in LPR value, decrease in  $R_t$  value, decrease in impedance value, increase in corrosion current, decrease in phase angle and increase in double-layer capacitance value. Hence people having an excess of **D-Glucose** in sweat should avoid wearing ornaments made of SS 18/8 alloy and Gold 22 K alloy, such as wrist watches, rings, bangles, etc. The results are summarized in Tables 5 and 6.

Table 5. Summary: Corrosion resistance of SS 18/8 alloy in artificial sweat (AS), in the absence and presence of D-Glucose

Tabela 5. Rezime: Otpornost na koroziju legure SS 18/8 u veštačkom znoju (AS), u odsustvu i prisustvu D-glukoze

Corrosion parameters	Artificial Sweat (AS)	AS+ D-Glucose (100 ppm)	Inference (increases/decreases)
LPR	589308032	87905	decreases
$R_t$	57240000	3430	decreases
Impedance	8.023	4.008	decreases
Corrosion current	$8.923 \times 10^{-11}$	$3.168 \times 10^{-7}$	increases
Double-layer capacitance	$8.9099 \times 10^{-14}$	$1.4868 \times 10^{-9}$	increases
Phase angle°	94	54	decreases
Corrosion potential	-165	-477	Cathodic shift

Table 6. Summary: Corrosion resistance of Gold 22 K alloy in artificial sweat (AS), in the absence and presence of D-Glucose

Tabela 6. Rezime: Otpornost na koroziju legure zlata 22K u veštačkom znoju (AS), u odsustvu i prisustvu D-glukoze

Corrosion parameters	Artificial Sweat (AS)	AS+ D-Glucose (100 ppm)	Inference (increases/decreases)
LPR	4248438	236576	decreases
$R_t$	23680	6336	decreases
Impedance	4.647	4.567	decreases
Corrosion current	$8.038 \times 10^{-9}$	$1.546 \times 10^{-7}$	increases
Double-layer capacitance	$2.154 \times 10^{-10}$	$8.049 \times 10^{-10}$	increases
Phase angle°	66	64	decreases
Corrosion potential	-172	53	Anodic shift

## 5. REFERENCES

- [1] N.Bharadishettar, K.Udaya Bhat (2022) Degradation response and bioactivity assessment of antimicrobial copper coatings in simulated hand sweat environment, *Materials Letters*, 314, 131850
- [2] D.Chen, S.Zhu, W.Li, Z.Kang (2022) Stable superhydrophobic and conductive surface: Fabrication of interstitial coral-like copper nanostructure by self-assembly and spray deposition, *Colloids and Surfaces A: Physicochemical and Engineering Aspects*, 638, 128299
- [3] A.Yadav, K.K.Gupta, R.Ambat, M.L.Christensen (2021) Statistical analysis of corrosion failures in hearing aid devices from tropical regions, *Engineering Failure Analysis*, 130, 105758.
- [4] X.Yu, X.Sheng, T.Zhou, Z.Li, Y.Fu (2021) Corrosion behaviour of Cu-Zn-Ni-Sn imitation-gold copper alloy in artificial seawater and perspiration *Zhongguo Youse Jinshu Xuebao / Chinese Journal of Nonferrous Metals*, 31(5), 1143-1155
- [5] SA. Naser, AA. Hameed, MA. Hussein, (2020) Corrosion behavior of some jewelries in artificial sweat, *AIP Conference Proceedings*, 2213, 020030.
- [6] S. Huang, X. Song, C. Pan, G. Cao, Z. Wang (2020) Atmospheric corrosion behaviour of benzotriazole treated cu-based coins in synthetic sweat, *International Journal of Electrochemical Science*, 15, 7693-7708.
- [7] X. Wang, G. Herting, Z. Wei, I. Odnevall Wallinder, Y. Hedberg, (2019) Bioaccessibility of nickel and cobalt in powders and massive forms of stainless steel, nickel- or cobalt-based alloys, and nickel and cobalt metals in artificial sweat, *Regulatory Toxicology and Pharmacology*, 106, 15-26.
- [8] FE. Heakal, AM. Bakry, (2019) Electrochemical Characterization of Certain Mg-Based Alloys in Artificial Perspiration Biofluid for Consumer and Industrial Applications *Journal of Materials Engineering and Performance*, 28(7), 4379-4392.
- [9] CM. Whittington, WY. Lo (2019) 'Nickel Allergy' arising from decorative nickel plated and alloyed articles: prevention at source, *Transactions of the Institute of Metal Finishing*, 97(2), 64-66.
- [10] J. Bonastre, JL. López, JG. Segura, E. Juliá, F. Cases, (2019) Cathodic protection of steel guitar strings against the corrosive effect of human sweat, *Engineering Failure Analysis*, 97, 645-652.
- [11] S.C.Joycee, A.S.Raja, A.S.Amalraj, S.Rajendran (2021) Inhibition of corrosion of mild steel pipeline carrying simulated oil well water by Allium sativum (Garlic) extract, *International Journal of Corrosion and Scale Inhibition*, 10(3), 943-960.
- [12] R.Dorothy, T.Sasilatha, S.Rajendran (2021) Corrosion resistance of mild steel (Hull plate) in sea water in the presence of a coating of an oil extract of plant materials, *International Journal of Corrosion and Scale Inhibition*, 10(2), 676-699.
- [13] A. S. Fouda, Ali M. El-Azaly (2018) Expired concor drug as potential nontoxic corrosion inhibitor for 304 stainless steel in hydrochloric acid solution, *Zastita Materijala*, 59(2), 126 – 141.
- [14] P.Shanthi, J.A.Thangakani, S.Karthika, S. Rajendran, J.Jeyasundari (2021) Corrosion inhibition by an aqueous extract of *ervatamia divaricata*, *International Journal of Corrosion and Scale Inhibition*, 10(1), 331-348.
- [15] A.Petričević, Vi.D.Jović, M.N.Krstajić Pajić, P. Zabinski, N.R.Elezović (2022) Oxygen reduction reaction on electrochemically deposited sub-monolayers and ultra-thin layers of Pt on (Nb-Ti)2AlC substrate, *Zastita Materijala*, 63 (2), 153 - 164.
- [16] S.J.H.M.Jessima, A.Berisha, S.S.Srikandan, S.Subhashini (2020) Preparation, characterization and evaluation of corrosion inhibition efficiency of sodium lauryl sulfate modified chitosan for mild steel in the acid pickling process, *Journal of Molecular Liquids*, 320, 114382.
- [17] A.S. Fouda, S. M. Rashwan, M. Abdelfatah (2019) Corrosion Inhibition of stainless steel 304 in hydrochloric acid solution using clindamycin antibiotic as Eco-friendly inhibitor, *Zastita Materijala*, 60(1), 3 – 17.
- [18] M.E.Belghiti, Y.E.Ouadi, S.Echihi, F.Bentiss, A.Dafali (2020) Anticorrosive properties of two 3,5-disubstituted-4-amino-1,2,4-triazole derivatives on copper in hydrochloric acid environment: Ac impedance, thermodynamic and computational investigations, *Surfaces and Interfaces*, 21, 100692.
- [19] A.S.Fouda, S.M.Rashwan, N.F.Abd El-Aal, N.H.Ramadan (2016) Unused augmentin drug as save corrosion inhibitor for  $\alpha$ -brass in nitric acid solution, *Zastita Materijala*, 57 (2), 326-339.
- [20] A.S.Prabha, K.Kavitha, H.B.Shrine, S.Rajendran (2020) Inhibition of corrosion of mild steel in simulated oil well water by an aqueous extract of *Andrographis paniculata*, *Indian Journal of Chemical Technology*, 27(6), 452-460.
- [21] J.J.M.Praveena, J.A.Clara, S.Rajendran, A.J. Amalraj, (2021) Inhibition of corrosion of mild steel in well water by an aqueous extract of soapnut (*Sapindus Trifoliatum*), *Zastita materijala/Materials Protection*, 62(4), 277-290.
- [22] V.D.A.M.Jeslina, S.J.Kirubavathy, A.Al-Hashem, R.M.Joany, C.Lacnjevac (2021) Inhibition of corrosion of mild steel by an alcoholic extract of a seaweed *Sargassum muticum*, *Zastita materijala/Materials Protection*, 62(4), 304-315.
- [23] S.Y.Al-Nami, A.S. Fouda (2020) Corrosion inhibition effect and adsorption activities of methanolic myrrh extract for cu in 2 M HNO<sub>3</sub>, *International Journal of Electrochemical Science*, 15(2), 1187-1205.
- [24] A.Ch.Catherine Mary, J.Jeyasundari, V.R.Nazeera Banu, S.Senthil Kumaran, A.Peter Pascal Regis (2020) Corrosion behavior of orthodontic wires in artificial saliva with presence of beverage ( Book Chapter), *Nanotechnology in the Beverage Industry: Fundamentals and Applications*, p.471-504.

## IZVOD

### OTPORNOST NA KOROZIJU LEGURE SS 18/8 I LEGURE ZLATA 22K U VEŠTAČKOM ZNOJU U PRISUSTVU D-GLUKOZE

Otpornost na koroziju legure SS 18/8 i legure zlata 22K uronjene u veštački znoj u odsustvu i prisustvu 100ppm D-glukoze je ispitana proučavanjem polarizacije i spektrom impedanse naizmjenične struje. Primećeno je da se smanjuje otpornost na koroziju legure SS 18/8 i legure zlata 22K uronjene u veštački znoj u prisustvu 100ppm D-glukoze. Otuda se zaključuje da ljudi koji nose ukrase od ove dve legure moraju da brinu o višku D-glukoze u svom znoju. Kada se legura SS 18/8 uroni u veštački znoj u prisustvu 100ppm D-glukoze, vrednost otpora linearne polarizacije opada sa  $589308032 \text{ Ohmcm}^2$  na  $87905 \text{ Ohmcm}^2$ ; struja korozije raste sa  $8,923 \times 10^{-11} \text{ A/cm}^2$  na  $4,008 \times 10^{-9} \text{ A/cm}^2$ ; vrednost otpora prenosa naelektrisanja se povećava sa  $4884 \text{ Ohmcm}^2$  na  $3,168 \times 10^7 \text{ 12210 Ohmcm}^2$ ; vrednost impedanse se smanjuje sa 8,023 na 4,008; kapacitivnost dvostrukog sloja se povećava sa  $8,9099 \times 10^{-14} \text{ F/cm}^2$  na  $1,4868 \times 10^{-9} \text{ F/cm}^2$ , a fazni ugao se smanjuje sa  $94^\circ$  na  $54^\circ$ . Kada se legura zlata 22 K potopi u veštački znoj u prisustvu 100 ppm D-glukoze, vrednost otpora linearne polarizacije opada sa  $4248438 \text{ Ohmcm}^2$  na  $236576 \text{ Ohmcm}^2$ ; struja korozije raste sa  $8,038 \times 10^{-9} \text{ A/cm}^2$  na  $1,546 \times 10^{-7} \text{ A/cm}^2$ ; otpor prenosa naelektrisanja se smanjuje sa  $23680 \text{ Ohmcm}^2$  na  $6336 \text{ Ohmcm}^2$ ; vrednost impedanse se smanjuje sa 4,647 na 4,567; kapacitivnost dvoslojnog sloja se povećava sa  $2,154 \times 10^{-10} \text{ F/cm}^2$  na  $8,049 \times 10^{-10} \text{ F/cm}^2$ , a fazni ugao se povećava sa  $66^\circ$  na  $64^\circ$ .

**Ključne reči:** Otpornost na koroziju, legura SS 18/8, legura zlata 22K, veštački znoj, D-glukoza, studija polarizacije, spektri impedanse naizmjenične struje.

Naučni rad

Rad primljen: 03. 05. 2022.

Rad prihvaćen: 26. 05. 2022.

Rad je dostupan na sajtu: [www.idk.org.rs/casopis](http://www.idk.org.rs/casopis)