



Plastic pollution in Bangladesh: A review on current status emphasizing the impacts on environment and public health

Shafiu Hossain^{1*}, Md Anisur Rahman^{1*}, Myisha Ahmed Chowdhury¹, Sajib Kumar Mohonta²

¹Department of Chemical Engineering and Polymer Science, Shahjalal University of Science and Technology, Sylhet-3114, Bangladesh

²Department of Physics, Shahjalal University of Science and Technology, Sylhet-3114, Bangladesh

*These authors contributed equally to this work.

ABSTRACT

Invention of the plastics has largely been considered as a boon for the modern life due to their light weight, high strength, and versatile application while being cheaper than other alternative materials. However, with the low biodegradability, over consumption, and widespread mismanagement, plastics have now become ubiquitous in all the environmental compartments and are held responsible for causing enormous pollution to air, soil, and water bodies. Bangladesh is no different from this global scenario, though there has been a little effort to assess the amount of plastic waste and its consequence which is necessary to encounter this mounting threat effectively. Taking this into consideration, current study investigates the impacts of plastic pollution including its most threatening form microplastics on environment and human health in Bangladesh. The study is based on critical review of existing literatures from the global perspective. It has been found that a major percentage of the used plastic is mismanaged in Bangladesh, posing a great threat to the environment and human health. This article also put forward some recommendations to tackle this pervasive problem alongside the measures already taken by the government. Overall, this work is aimed at creating an urge among the researchers to study the plastic pollution in Bangladesh comprehensively and raising a concern among the appropriate authorities to develop policies and impose necessary actions against plastic pollution before it is too late.

Keywords: Bangladesh, Covid-19, Environment, Microplastics, Plastic pollution, Public health

1. Introduction

Plastic has become an inseparable part of human development although the first commercial use and large scale production was dated back to the 1950s [1]. Plastics are generally made from synthetic or semi-synthetic organic material. The raw materials of plastic are derived from cellulose, coal, natural gas, salt, crude oil; and most industrial plastics are made from petrochemicals [2]. According to associations of plastic manufacturers in Europe, about 20 types of plastics are used worldwide [3]. Few of the highly used plastics are high-density polyethylene (PE), low-density and linear low-density polyethylene (HDPE/LDPE), polypropylene (PP), polystyrene (PS), polyvinylchloride (PVC), polyethylene terephthalate (PET), and Polyurethane (PUR) resins; and polyester, polyamide, and acrylic (PP&A) fibers [3]. Plastic has diversified uses and consumed by a number of sectors worldwide (Fig. 1(a)) The principal consumer of plastics is packaging industry (consumes

almost 36% of the total world plastic production) [4]. Interestingly, this sector is also the highest contributor in the global plastic waste production (Fig. 1(b)) [4]. The low cost, durability, easiness in processing, lightweight, high thermal, and electrical insulation has made plastic attractive for its applications ranging from food packaging to electrical industries [5, 6]. However, the chemical bond of the monomers responsible for the durability of plastic makes it resistant to the different natural processes of degradation. The plastic waste does not decompose, rather they accumulate on landfill and marine environment [7]. Annually more than 300 million metric tons of plastics are produced in the world for various consumption [8] and an estimate of 10 percent by weight of the municipal waste stream is plastic [5]. Almost half of the total produced plastic waste are single used plastics constituting mainly plastic bags, straws, stirrers, and takeout clamshells [9]. Among the total annually produced plastics, 25 percent is incinerated, 20 percent recycled and the rest 55 percent are directly released in the environment [10].



This is an Open Access article distributed under the terms of the Creative Commons Attribution Non-Commercial License (<http://creativecommons.org/licenses/by-nc/3.0/>) which permits unrestricted non-commercial use, distribution, and reproduction in any medium, provided the original work is properly cited.

Copyright © 2021 Korean Society of Environmental Engineers

Received September 24, 2020 Accepted December 02, 2020

† Corresponding author

Email: anis.cep@gmail.com; anis-cep@sust.edu

Tel: +8801724024050

ORCID: 0000-0002-7632-9035

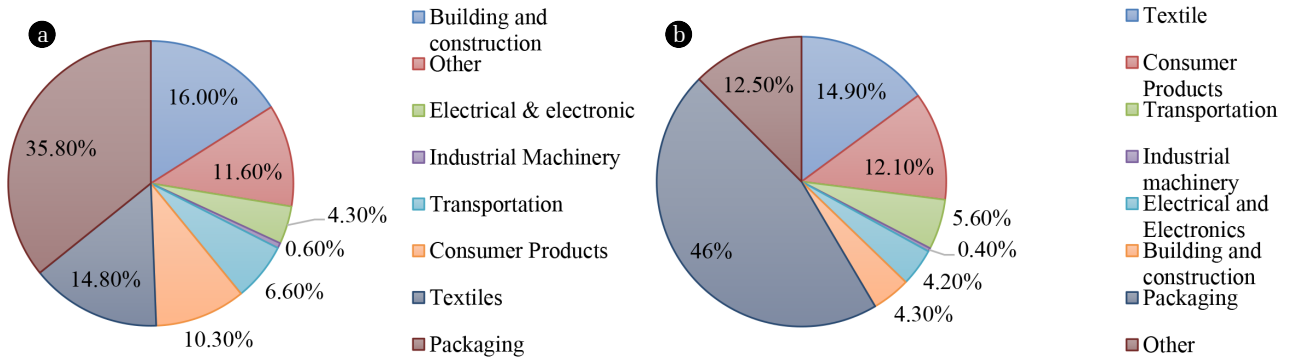


Fig. 1. (a) Plastic consumption by sector globally in the year 2018 (b) Plastic waste production by sector globally in the year 2018 [4].

In 2020, during the Covid-19 pandemic, the use of single plastics has increased many folds. Around 96% of the people worldwide are using different types of personal protection equipment (PPE) ranging from disposable mask and face shield, which are directly being disposed to environment and causing plastic pollution hazard [11]. These large amounts of plastic wastes can cause serious health and environmental hazards. The marine environment is largely affected by the plastic waste mainly the microplastics as they enter the food chain and causing fatality of animal from indigestion and stomach bloating problems. Microplastics are also present in fresh water system and can get incorporated in human food chain also [12]. The most common plastic waste management methods followed by countries like USA, Germany, Brazil, India are incineration and landfilling [13]. The plastics those are directly disposed in landfills are often burnt and approximately 10,000 g of dioxins/furans are annually released to the atmosphere and can cause serious health hazards such as headache, nausea, heart diseases, respiratory illness, and reproductive diseases [14, 15].

Bangladesh is a rapid developing country with a large population of 166 million. Despite the limitations raised by dense population, Bangladesh has a satisfactory economic growth. It has over three thousands small and big plastic industries at present and in the fiscal year 2017-18, plastic has been recognized as the 12th highest export earning sector in Bangladesh [16]. With the rapid development, the per capita consumption of plastics in Bangladesh has drastically risen from 2.07 kg in the year 2005 to 3.5 kg in 2014 [17] with a cumulative production of 3000 tons of plastic waste every day, which is the 8% of total generated waste [18]. Fig. 2 shows plastic waste production per person per day in different countries [10] and Fig. 3 shows the percentage of plastic waste directly released in environment in different countries [10]. Though the per capita consumption of plastics is not very high compared to the other developed and neighboring countries of Bangladesh, the percentage of contribution to mismanaged plastic waste in global total is very high (Based on 2010 data). Moreover, the per capita plastic consumption increased at a rate of 16.2% between the year 2005 and 2014, whereas the rate was around 25% throughout the world [17]. It has been estimated that the market size of plastic industries is near about USD 3 billion of which USD 2.2 billion is domestic and USD 0.8 billion is international and is expected to increase in future [19]. This growing market is anticipated to contribute to a large quantity of plastic waste, causing serious

threat to the environment. For example, the plastic wastes hinder the flow of water by blocking the drains and resulting in floods. These stagnant water in drains help in breeding of Aedes mosquito, which claims the life of thousands every year. The plastic waste accumulation largely affects the marine environment of the Bay of Bengal. In a survey, 6,705 pieces of plastic wastes are collected from four sea beaches of Cox's Bazar and of them 63% were found to be plastic [20]. These large plastic wastes have the potentiality to hamper the fish reproduction ability and destroys helpful organisms. Moreover, plastic debris in soil also have deleterious

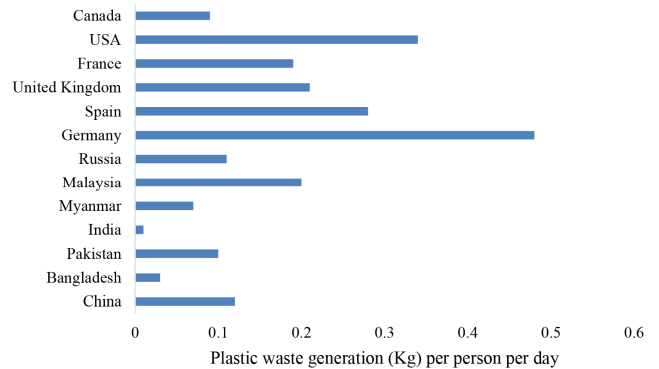


Fig. 2. Plastic waste generated by per person per clay in different countries [10].

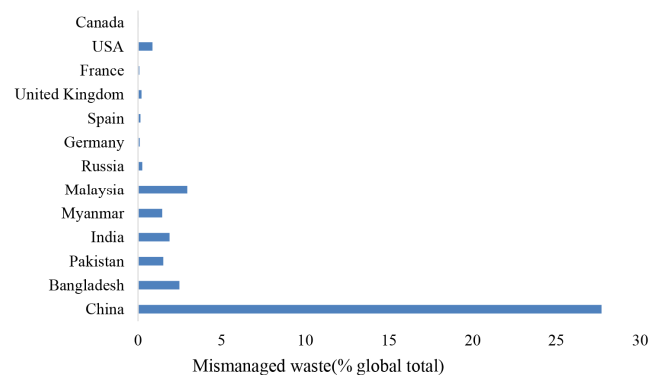


Fig. 3. Percentage of global mismanaged plastic waste contributed by different countries [10].

impact on the life of soil biota, soil environment and fertility, and ultimately on agricultural sector [21]. In order to mitigate the plastic pollution, Bangladesh government imposed a ban on poly bags on 1st March 2002 [22]. It is also providing tax exemption on account of recycling to inspire recycling of plastics and demotivating application of single used plastics. However, very little improvement has been observed over the years.

Though recycling is the best economic and environment friendly practice to get rid of this enormous plastic load, in Bangladesh recycling practices are still in nascent stage. Moreover, people find it easier to dump the plastic waste in open places or near roadside or in the river or sea shore rather than discarding them in a proper manner to be used for recycling [17]. For example, in 2014, national plastic consumption was 545,300 ton and the plastic waste available for recycling was about 50,213 tons, which implies that only 9.2 per cent of total plastic consumed in the country was available for recycling [23]. High cost associated with recycling, lack of available technologies and awareness about consequence of plastic pollution are the driving forces of landfilling or dumping of waste plastics in the water body such as channels, lakes, rivers and even to sea, which ultimately affect human health [17]. Currently, urban areas of Bangladesh generate 633,129 tons/year of plastic waste of which 51% plastic waste gets recycled and the recycling of the remaining could save USD 801 million every year [24]. However, recently the two city corporations of Dhaka city, Dhaka North and Dhaka South, have emphasized the plastic collection from the users, but most of them along with other waste get dumped in landfill. The plastic recycling companies in Bangladesh only export the recycled plastic flakes rather than making any products which holds a promising future [25]. Moreover, with the high calorific value of plastic waste ranging from 20 to 46 MJ/kg, it has been reported that about 5115–11,760 MWh/d electricity can be generated through gasification or incineration energy recovery from the daily plastic wastes [26]. Only recently, the government has initiated the installation of two waste-to-energy power plants in Dhaka, one at the Aminbazar landfill and the other at Matuail landfill, using daily waste produced, aiming at making it a habitable and a clean city [27].

In Bangladesh, there has been little effort to assess the amount of plastic waste in different environmental compartments and their associated impacts on the environment and human health. Therefore, this study aims to portray the scenario of plastic pollution in Bangladesh and the detrimental effect it has on the air, soil, and water and the public health, in light of the available worldwide and limited regional studies. Besides, this study will suggest some possible ways to curb the growth and impact of plastic pollution along with the measurements taken by the government. It is believed that this study will encourage the concerned authorities to think about the plastic pollution in a new way and to plan future plastic waste research and management strategies.

2. Classification of Plastic Materials

The Society of the Plastics Industry (SPI) made a detailed classification of plastic materials for plastic users and recyclers in 1988 [28]. An SPI code or number is molded into the bottom of the

plastic product so that the user can identify their desired material. The plastic materials are classified into following seven types, of which type 2, type 4 and type 5 are more compatible to use in terms of safety.

2.1. Type 1: Polyethylene Terephthalate

PET is the fastest growing plastic for food packaging applications because of its unique properties such as lightweight, hardness, toughness and resistance to grease, oil and heat. It can act as a good barrier of gas and moisture. These plastics are generally considered safe but sometimes engross odors and flavors from food items and beverages that are placed in them. The main disadvantages of these plastics are non-biodegradability and susceptibility to oxidation. PET plastics are used to make several domestic products such as beverage bottles, clothing and carpet fiber, medicine pots, rope etc. Items made from this plastic are usually recycled. The sleeping bags, pillow and carpet etc. are prepared from recycled PET materials.

2.2. Type 2: High-density Polyethylene

HDPE products are considered very safe because it inhibits the contamination of chemicals into food items. Now a days the use of these materials are increasing because of their lightweight, super-strong, long lasting, weather resistant and impact resistant properties. Various types of daily products such as containers for oil, milk, conditioners, shampoos, detergent and soap etc. are made from the HDPE materials. It is unsafe to reuse an HDPE bottle for storing food or drink because of health issues. These products are generally recycled into detergent bottles, flower pots and trash cans etc.

2.3. Type 3: Polyvinyl Chloride

PVC is used to make different types of pipes, tiles and electronics parts. Recently, PVC is substituting the place of traditional building materials due to its versatile properties such as lightweight, durability, cost effectiveness, corrosion resistance and easy process-ability. As it contains chlorine as its key ingredient it is biologically and chemically resistant. PVC plastic is generally not accepted by recycling programs.

2.4. Type 4: Low-density Polyethylene

LDPE is considered as a safe and healthy plastic because of its resistance to impact, moisture, and chemicals. The durability and flexibility properties of LDPE have increased its uses to make different daily items such as sandwich bags, food wraps, beverages bottles, and plastic grocery bags. It is infrequently recycled so it should be reused or repurposed rather than throwing them away after one use.

2.5. Type 5: Polypropylene

PP is strongly resistant to water, soap, detergent, acid and bases which increases its strength and durability. It can use for versatile applications as it withstands higher temperatures. It can be made translucent, opaque or various colors during manufacturing. It is used to make lunch boxes, butter containers, yogurt pots, sauce bottles, ketchup bottles, plastic bottle caps and medicine packaging etc. PP is occasionally recycled and it can be recycled into car battery cases, lumber and manhole steps etc.

2.6. Type 6: Polystyrene

PS is a thermoplastic polymer that is widely used to prepare solid plastic material as well as rigid foam material. This plastic is considered unsafe as it leaches potentially toxic chemicals when exposed to heat. It is used to make different types of daily items such as tea cups, coffee cups, plastic boxes and cutlery, egg cartons and packing foam. It is commonly recycled though it is difficult to do because it may take hundreds of years to decompose when not recycled.

2.7. Type 7: Other

Code 7 is used to indicate remaining kinds of plastic which is not included by the above six codes. Two types of recognized plastics such as Polycarbonate and bio-plastic polylactide are included in this category. These types of plastics are not usually recycled.

3. Effect of Plastic Pollution on Environment

Plastic products are mostly manufactured from crude oil derivatives and come with low manufacturing cost due to the immense technological progress in this sector. Other than the low cost, the features that the plastic products are of light weight and high durability have made them domineering over other materials of construction, such as wood or metal, and are the reason of their ubiquitous presence in our daily life. On average, the growth rate of the plastic manufacturing industry in Bangladesh is 20 percent per year and is still continuing to mount [29]. The widespread access to plastic products made humans' life easier and smarter on one hand and on the other hand led them to encounter long lasting environmental pollution from escalating waste generation due to over production and consumption. Since the most commonly used plastics are non-biodegradable and disposable, they accumulate in landfills or natural environment when goes unchecked and contaminate different environmental compartments: air, soil, and water. This polluted environmental bodies from irrevocable use of plastic and their unmanaged disposal affect not only human life but also other life creatures which ultimately end up to jeopardizing mankind.

Plastic materials have got wide usage in several sectors, such as packaging, consumer products and household applications, building and constructions, textiles, transportation, electrical and electronic equipment etc. However, among the plastic materials produced, very few get recycled and the rest of it is subjected to either incineration or dumping in landfill or natural environment. A recent data shows, of approximately 6,300 Mt waste generated worldwide up to 2015, only about 9% was recycled, 12% was incinerated, and almost 79% was routed to landfills or natural surroundings [30]. Bangladesh is no different from this global scenario of plastic waste fate. In our county, most of the used plastic products are discarded after their first use and due to improper management, they find their way in roads, drains, canals, rivers, and roadside open landfills. According to a study conducted by Waste Concern, a Bangladeshi social business enterprise that promotes resource recovery from waste, concluded that approximately

Table 1. Principal Types of Plastic Materials Found in Discarded Waste

Plastic types	Usage
HDPE	Trash bags, milk jugs, shopping bags
LDPE	Bags, food wrap, plastic film
PVC	Bottles, packaging, container, plumbing and sewage pipes, floor and furniture coverings
PET	Beverage bottles and containers
PS	Hot beverage cups, thermally insulated take-home boxes, food containers, e.g., trays for carrying meat and egg, insulating materials
PP	Yogurt containers, diapers, straws, wrapping films, butter tubs, special bags

0.8 million tons of plastic waste is generated per year in Bangladesh of which 36% is recycled while 39% is landfilled and the rest 25% goes unchecked and finds its way into marine environment [31]. Various types of plastics are found in this discarded waste of which the most predominant are listed in Table 1 ([32, 33])

Regardless of plastic types, the major contribution to environmental pollution comes from those are of single use purpose, such as packaging materials which is held accountable for around 36% of the global plastic consumption [34]. Mainly plastic bags made of polyethylene are held responsible for current uptick in plastic waste generation. Some 14 to 15 million pieces of polythene bags are used every day in Dhaka city alone and get discarded in trash, garbage, or litter after their first use [35]. Moreover, the concept of microbusiness has led to increase in the production of personalized products that in turn increased the use of packaging plastics. However, these plastic materials are not made of only polymer, rather various types of additives are added to it through different polymerization processes in order to improve physical and chemical properties. Various types of crosslinking agents, antistatic agents, antioxidants, flame retardants, UV and visible light stability improvers, heat stabilizers, plasticizers, and coloring pigments are used as additives during plastic manufacturing [36]. Upon subjected to frequent abrasion or long time sunlight exposure in municipal waste sites and roadsides, these additives and degraded plastic products can get released slowly into the environment posing potential toxic effects. For example, one compound of special concern is diethylhexyl phthalate, which has long been used as plasticizer is considered to be source of human carcinogen and endocrine disruptor to various organisms [37, 38].

3.1. Air Pollution

The most damaging effect by plastic litter to surrounding air can be attributed to intentional or incidental open-fire burning. In most cases, incineration of the plastic wastes is done to reduce the volume which causes not only environmental pollution but also energy loss since valuable fuel could be extracted from plastics through pyrolysis [39]. The air pollution is caused by the noxious fumes released into the atmosphere during plastic combustion. Plastic burning generates highly toxic gases such as hydrogen chloride, hydrocyanic acid, carbon monoxide, carbon dioxide, and sulfur dioxide, volatile organic compounds such as toluene, xylene, ben-

zole, and benzaldehyde, heavy metals, polycyclic aromatic hydrocarbons (PAHs), sulfur and nitrogen containing PAHs, polychlorinated dibenzodioxins, polychlorinated biphenyls (PCBs), polychlorinated dibenzofurans, naphthalene, phenanthrene, and dioxins [40-43]. Polyhalogenated dioxins and furans are considered one of the most hazardous anthropogenic pollutants [44]. However, the combustion products significantly depend on the types of plastics, types of additives and fillers added to it, polymerization reaction conditions, combustion temperature, and availability of oxygen. In addition to the release of poisonous gases, incineration of plastic wastes leaves charred ash and soot in the form of very fine particles [32]. In some studies, open-air burning was simulated by controlled combustion of various plastic materials and the results of this studies confirmed that toxic heavy metals, such as Pb, Cd, Cr, Ni, Zn, Cu, and lithophilic metals, such as Ca, Si, Na, Mg, Al, P, Fe were present to various extents in particulate soot and bottom ash [32, 40, 45]. Plastic additives which are comprised of organometallic compounds are mostly responsible for toxic metal emission [46].

In their experiment on burning of some rubbers and plastics, Wagner and his co-worker found more than 92% of the particulate matter to be in the respirable range i.e. less than 10 μ m in aerodynamic size termed as particles of concern [40]. They also identified that the sulfur used in vulcanization of rubber to improve the hardness of the products was responsible for release of SO₂ during combustion. Ashes, soot and various powders formed during incomplete combustion of plastic wastes deposit on plants and soil. Rainfall and floods can wash away these toxic substances and cause them to incorporate in the soil and water body, exerting further damaging effects by becoming integrated into the food chain. Some of the contaminants can chemically react with water and the resulting unwanted products may alter the pH threatening the usual functioning of aquatic ecosystems. Among the types of plastic waste types, incineration of PVC poses the greatest threats. On an average, combustion of PVC generates up to 2 mg/g phosgene, a serious health hazard that was also used as a chemical weapon during World War I [47]. This also reacts with the condensing vapor during combustion and form hydrogen chloride, which is also a toxic compound. Waste in landfill areas are also often found to contain some biodegradable plastics that undergo microbial degradation by several microbes including bacteria such as *Pseudomonas*, nylon-eating bacteria, and *Flavobacteria*. The breakdown of these plastics release considerable amount of methane, a very powerful greenhouse gas that contributes significantly to global warming [48].

With the rapid technological advancement, growing consumption of electronic and electrical products and subsequent waste generation have been found to exacerbate the plastic pollution even more. The effect is more pronounced in developing countries like ours due to overall high consumption, low recycling techniques and practice, and illegal transboundary business of electrical products from developed to developing countries [49, 50]. Combustion products of these waste electrical and electronic equipment (WEEE) embrace the environmental fate similar to that of other plastics. The ashes and smokes from burning of WEEE were found to carry heavy metals, polybrominated diphenylethers, polychlorinated dioxins and furans and their bromine versions, mixed halogenated

compounds like polybrominated-chlorinated dibenzo-p-dioxins and polybrominated-chlorinated dibenzofurans [51, 52]. Copper (Cu) is used in most of the electrical wiring which acts as a suitable catalyst for dioxin formation and can contribute to formation of so when the wire is coated with PVC [53]. Transport of dust and smoke by air can contaminate other areas also. Leung et al. [54] reported significant amount of polybrominated diphenyl ethers (PBDE), frequently used as flame retardants, in rice crop soils of Guiyu, India and linked it to the nearby WEEE open burning activities. This indicates the toxic products released due to the burning activities remain persistent in soil and vegetation and by incorporating in the food cycle they may enter in biota.

Presence of toxic gases in air derived from plastic burning is deleterious to both human and animal health, when exceeding a tolerable limit. They may cause skin and eye irritation, respiratory tract diseases, nervous system disorders, brain and digestive system impairment, reduction in immunity to diseases, and in their ultimate form can lead to cancer [47]. Despite the proved drawbacks, the use of plastics especially the one for packaging purposes continue to rise that end up in generating more and more waste. Hence, the open-air burning of plastic material and their toxic emissions is of growing concern in areas of municipal solid waste where open-fires occur intentionally or accidentally. In winter, the case of incineration in local municipalities increases since the unprivileged people warm themselves by burning road side waste that contains significant amount of plastic materials.

3.2. Water Pollution

The most discernible effect of plastic pollution has been observed on water bodies. Most of the mismanaged plastic waste from open landfills and roadsides get trapped into drains and canals, where they are deposited by air, rain water and even by direct dumping. Moreover, plastic waste discarded by tourists during riverside recreational activities and by passengers on river transport systems can accumulate on surface and bed of the river. The greatest threat is from single use plastic-mostly bags, packaging, bottles-that are thrown away immediately after use, and the different shapes and sizes of un-recycled plastic materials. This plastic waste has caused the sewage systems to fall apart, by clogging the natural passage way of water and choking the drainage system. The city of Dhaka used to have 65 canals that drained rainwater to surrounding rivers including the Buriganga, Turag and Shitalakhya, but the number has now dropped to only 43, died mostly by being converted into dumping zone [55], while some others are increasingly narrowed day by day due to plastic accumulation. The blockage of the drainage and sewage system is responsible for waterlogging and artificial flooding during the monsoon season. Most of the streets of Dhaka and Chottogram city remain inundated for several days after heavy rainfall, causing inhabitants to live in unhygienic environment, an increase in mosquito-borne diseases such as dengue and malaria, traffic congestion, and damage of the roads and road side establishments. Moreover, the plastic waste can accumulate on the surface of river, imposing obstacles to the movement of some popular transport mediums of the country, such as boats, steamers, and launches. They can also decrease the navigability by being deposited on the river bed. River transport plays a significant role

in country's economy by providing a cheap and reliable way of conveying goods for different industries throughout the country. Besides, the surface accumulation of plastic can block sunlight from reaching the aquatic plants that live on photosynthesis and cause them to die. The decomposition of these organics by microbes can lead to reduced dissolved oxygen which in turn can cause other aquatic biota including fish to die and their subsequent degradation can deplete the oxygen even more. In addition, marine mammals, turtles, fish, bird and several other organisms are known to become entangled in or ingest large items of plastic including bags and bottles, causing suffocation, starving, and drowning [56]. How much severe the situation is can be surmised from a recent incident in Philippines where a whale was washed up dead with 40 kilograms of plastic bags in its stomach [57].

Most of the discarded plastic wastes route their way to different water bodies including ponds, lakes, rivers, and ultimately get into ocean. It has been reported that around 50 to 80% of the waste gathered on seashore, ocean surface, and seabed consisted of different types of plastics [58]. Earlier, marine pollution was attributed solely to plastic waste expelled from coastal lands, width ranging from 50 to 200 Km [59, 60]. But it is now believed that terrestrial plastic debris over long distance to sea, travelled by river networks, is also responsible [61], since the rivers connect most of the land areas to oceanic environment through their branch like networks, from small rivers to large rivers and then to oceans. A staggering 8 million tons of plastics end up in the world's oceans every year [62]. According to a study by Lebreton *et al.* [63], river transport can be held accountable for 3-19% of the marine plastic and is a way of expelling $0.8-1.5 \times 10^6$ t/y plastic waste into ocean from inland areas. Some 72,845 tons of plastic are released into oceanic environment each year by Ganges, Meghna, Brahmaputra (GBM), which account for roughly 3.5% of the plastic present in top ten plastic polluting rivers [64]. The GBM is a transboundary river system consisting of five countries: Bangladesh, Bhutan, China, India, and Nepal [65] and thus contribute to transboundary plastic pollution in Bangladesh through the Bay of Bengal. The distribution of plastic debris in oceanic environment is influenced by a variety of factors, such as regional air and current direction, seaboard geography and population density, coastal activities, point of entries into the marine environment, e.g., nearby urban areas and trade routes. In a recent survey by the Department of Environment under the Ministry of Environment, Forest and Climate Change found that plastic waste constitutes more than 60% of the litter found in the four sea beaches Laboni and Inani in Cox's Bazar, and Ananda Bazar and Patenga in Chittagong of Bangladesh [66].

The impact of plastic waste on marine environment is mostly assessed based on the presence of so-called microplastics, a frequently pronounced term which is still a nascent area of research. The term microplastics was first introduced in 2004 [67] and later its wide accepted definition was prescribed as plastic fragments that are smaller than 5 mm [68], though several experimental findings confirm that most of them reside in the range of several micrometers [69]. They can conform a wide range of sizes and shapes including one dimensional fiber, two dimensional flat fragments, and three dimensional spherules [70]. Based on the source of occurrence, microplastics can be classified into two genres: primary

and secondary. Primary microplastics come in the form of resin pellets that are used either as raw material for manufacturing different plastic products or as ingredients of personal care products, cosmetic products, exfoliate scrubs etc. [69, 71]. Whereas, secondary microplastics originate from large plastic detritus or macroplastics through their disintegration into minute fragments by various chemical, physical, and biological actions, such as UV radiation from sunlight, temperature, mechanical abrasion at soil surfaces, wave action, microbial attack, repeated use etc. [69, 72]. Another potential way of microplastics entering the environment is through textile fibers. A recent study reported around 30,000-465,000 microfibers were discarded from per m² of textile garments which is equivalent to 175-560 microfibers/g [73]. Hence, with the readymade garments industry sector responsible for 84% of export earnings and 20 million employments, Bangladesh is at high risk of being polluted by microplastics from garments and textile industries that contribute 11.17% to country's Gross Domestic Product (GDP) [74]. Besides, plastic emissions from vehicle transport, including tire wear and tear, brakes, road markings, are another potential source of microplastics in the environment [75].

With the surge in plastics usage, microplastics concentration in the marine environment continues to rise along with the increasing threat to the marine life as well. Microplastics have been detected on seashores and seabeds of six continents, with fibers being the most predominant shape [7, 76]. Findings from numerous studies on the presence of plastic fragments in the oceanic water system worldwide have been compiled in Table 2.

Whatever the origin, microplastics embrace the same fate in the marine environment and impose the similar and same extent of detrimental effect on marine biota, and ultimately on human life. With their progressive fragmentation to smaller size, microplastics become increasingly available for ingestion by a wide range of marine organisms and it has been demonstrated that a considerable amount of ingested plastic was found in various marine creatures including fish, seabirds, decapod crustaceans, amphipods, lungworms, and barnacles [92]. Table 3 depicts some of the marine biota that have been found to ingest microplastics in considerable amount. These marine biota mistake microplastics for natural prey due to the similarity in size, shape and color of the microplastics and the natural food source. The lower trophic organisms indiscriminately ingest and accumulate microplastics and by being preyed on by the higher trophic one microplastics get incorporated into the food chain, accelerating the biomagnification of microplastics along the food web [93]. A study showed, in North Pacific Central Gyre, small plastic fragments are mistaken for natural food source by a low-trophic, mesopelagic family fish the Myctophidae which are in turn preyed upon by squid, tuna, whales, seabirds and fur seals and thus facilitate their way to various compartments of the oceanic food chain including the one for human [94]. However, higher trophic organisms may also absorb plastic directly. For instance, findings of the study by Fossi *et al.* [95] suggested that the Mediterranean fin whale *Balaenoptera physalus*, one of the largest filter feeders on the planet, may assimilate microplastics both directly and indirectly from the water and plankton, respectively. Ingestion of microplastics by marine biota may lead to adverse physical conditions, such as internal abrasion,

Table 2. Microplastics in Marine Water System

Location	Compartment	Microplastics concentration	Reference
Northeastern Pacific Ocean	sub-surface water	279 ± 178 (particles/m ³)	[77]
Yellow Sea	surface water	0.13 ± 0.20 (particles/m ³)	[78]
Western English Channel	surface water	0.27 (particles/m ³)	[79]
Jiaozhou Bay, China	surface water	46 ± 28 (particles/m ³)	[80]
	sediment	15 ± 6 (particles/kg)	
North Atlantic Ocean	deep-sea water	70.8 (particles/m ³)	[81]
Baltic Sea	surface water	8.6 ± 2.5 (particles/L)	[82]
Italian Minor Island	surface water	0.3 ± 0.04 (particles/m ³)	[83]
Bohai Sea, China	surface water	0.33 ± 0.34 (particles/m ³)	[84]
Ross Sea (Antarctica)	sub-surface water	0.17 ± 0.34 (particles/m ³)	[85]
Arctic polar water	surface water	0.34 (± 0.31) (particles/m ³)	[86]
	sub-surface water	2.68 (± 2.95) (particles/m ³)	
Southern North Sea	sediment	2.8-1,188.8 (particles/kg)	[87]
	surface water	0.1-245.4 (particles/m ³)	
North Yellow Sea	surface water	545 ± 282 (particles/m ³)	[88]
	sediment	37.1 ± 42.7 (particles/kg)	
Northwestern Mediterranean Sea	surface water	112 × 10 ³ (particles/km ²)	[89]
Hangzhou Bay, China	surface water	0.14 ± 0.12 (particles/m ³)	[90]
	sediment	84.3 ± 56.6 (particles/kg)	
Jinhae Bay, Korea	surface water	88 ± 68 (particles/L)	[91]

blockage in the alimentary canal, false satiation leading to low food intake, abnormal swimming and lethargy, pathological stress, oxidative stress, compromised immune response, complication in reproduction, and liver metastasis [96-99]. The ingested microplastics can also be translocated from the gut into the circulatory system of the muscle or other body tissues [98]. In addition, some oceanic creatures were found to show anomalies in gene expression which has been tethered to ingested microplastics [100]. In a study, adult zebrafish were exposed to environmentally relevant concentrations of microplastics mixture comprised of HDPE and PS, and the result indicated a loss in tissue integrity and a striking alteration in gene expression related to immune response and metabolic pathways in liver [101]. Besides, binding of plastic beads on nanometer range can result in inhibited photosynthesis and oxidative stress in algal species by blocking sunlight and air [102].

Apart from the physical damage, consumed small plastic detritus can introduce toxic chemicals in living organisms in two ways [132, 133]. Firstly, the chemicals used as additives, such as phthalates as plasticizers and PBDE, might leach out during post-ingestion period from the disintegrating plastic debris. Though these chemicals are meant to improve the properties of plastics, but their presence in living organisms is associated with carcinogenic and endocrine disrupting effects [134]. Secondly, the microplastics can act as a vector for carrying different hydrophobic organic contaminants into the marine biota. Their large surface to volume ratio makes them susceptible to accumulation of persistent organic pollutants (POPs), such as PCBs, dichlorodiphenyldichloro-

ethylene, PBDEs, PAHs, and phenanthrene, even in a more concentrated manner than in the surrounding water [135]. Their low density allows them to travel a long distance along with the contaminants and to become available to living creatures in a marine environment where the actual concentration of POPs is low. Upon ingestion by marine biota, the microplastics release these toxic pollutants which can cause impairment of the immune regulatory system including endocrine disruption, delayed ovulation, and hepatic stress [136, 137]. However, apart from marine biota, human being also consumes microplastics, mainly in an indirect way through the consumption sea foods, and can face detrimental health issues. A well number of studies have reported the presence of microplastics in several sea fish and shellfish and found to affect human health miserably when consumed [138, 139]. Efforts to quantify the presence of microplastics in marine species of Bangladesh has largely been neglected until very recent time, though the pace is not in an expected manner. It has been reported that 500–20,000 microplastics/km were floating on the surface water of the Bay of Bengal [140]. In another study, researchers reported a total of 443 microplastic items in the intestines of three marine species of Bay of Bengal, namely *Harpadon nehereus*, *H. translucens* and *Sardinella gibbosa*, on average ranging from 3.20 to 8.72 items per species [141]. Again, two shrimp species (*Metapenaeus monocerous* and *Penaeus monodon*) in the Bay of Bengal were found to ingest 22 different types of microplastics [142]. These findings suggest that microplastics are also present in our marine environment and related research should be augmented by considering

Table 3. Microplastics Ingestion by Marine Biota

Types of marine biota	Species	Location	Amount of microplastic ingested	Reference
Deposit and detritus feeders	<i>Arenicola marina</i> (lugworm)	French–Belgium–Dutch coastline	1.2 ± 2.8 particles/g	[103]
	<i>Nephrops norvegicus</i> (decapod crustacean)	Clyde Sea (north), Scotland, UK	-	[99]
	Benthic holothurians (sea cucumbers): <i>Thyonella gemmate</i> , <i>Holothuria floridana</i> , <i>Hamataliwa. grisea</i> and <i>Cucumaria frondosa</i>	Florida and Maine, USA	-	[104]
	<i>Hediste diversicolor</i>	Italy	57 ± 9 particles per individual	[105]
	<i>Yoldiella antarctica</i>	Terra Nova Bay (Ross Sea, Antarctica)	1.6 particles per individual	[106]
	<i>Aequiyoldia eightsii</i>		2.2 particles per individual	
	<i>Thyasira debilis</i>		2.7 particles per individual	
	<i>Orchomenella franklini</i>		0.3 particles per individual	
	<i>Oweniidae sp.</i>		0.4 particles per individual	
	<i>Gammarus setosus</i>	Kongsfjorden, Spitsbergen, Svalbard	72.5 particles per individual	[107]
Filter and suspension feeders	<i>Megaptera novaeangliae</i> (The humpback whale)	Den Helder and the island Texel in The Netherlands	45 particles per individual	[108]
	<i>Balaenoptera physalus</i> (fin whales)	The Mediterranean Sea and the Sea of Cortez (Gulf of California, Mexico)	-	[109]
	<i>Mytilus edulis</i> (mussel)	French–Belgian–Dutch coastline	0.2 ± 0. particles g ⁻¹	[103]
	<i>Cetorhinus maximus</i> (Mediterranean basking shark)	Italy	-	[110]
	<i>Ascidia spp.</i>	Gulf of La Spezia, Italy	0.62 particles/g	[111]
	<i>Crassostrea gigas</i> (bivalve oyster)		0.11 particles/g	
	<i>Mytilus galloprovincialis</i> (bivalve mussel)		0.05 particles/g	
	<i>Anomia ephippium</i> (bivalve)		0.12 particles/g	
	<i>Mytilus edulis</i>		Atlantic Ocean	
	<i>Crassostrea gigas</i>	0.47 ± 0.16 particles/g		
<i>Cyamiocardium denticulatum</i>	Terra Nova Bay (Ross Sea, Antarctica)	0.7 particles per individual		
<i>Perkinsiana milae</i>		0.6 particles per individual	[106]	
Echinoderms	<i>Tripneustes gratilla</i> (sea urchin)	-	-	[113]
	<i>Paracentrotus lividus</i> (sea urchin)	-	-	[114]
	<i>Lytechinus variegatus</i> (sea urchin)	-	-	[115]
Zooplankton	<i>Centropages typicus</i> (copepod), <i>Calanus helgolandicus</i> (copepod), <i>Brachyuran</i> (decapod crab), <i>Porcellanidae</i> (decapod crab), and <i>Temora longicornis</i> (copepod)	A coastal site located in the western English Channel 12 km south of Plymouth, UK.	-	[92]
	<i>Neocalanus cristatus</i> (calanoid copepod) and <i>Euphausia pacifica</i> (euphausiid)	Northeast Pacific Ocean	2-7 particles per individual	[116]

Table 3. Continuation

Types of marine biota	Species	Location	Amount of microplastic ingested	Reference
Fishes	<i>Sardina pilchardus</i> (uropean pilchard), <i>Pagellus erythrinus</i> (common pandora), and <i>Mullus barbatus</i> (red mullet)	Northern Ionian Sea (Mediterranean Sea), Europe	1.5-1.9 particles per fish	[117]
	<i>Scyliorhinus canicula</i> (small-spotted catshark), <i>Merluccius merluccius</i> (uropean hake), and <i>Mullus barbatus</i> (red mullet)	Spanish Atlantic and Mediterranean coasts	1.56 ± 0.5 particles per fish	[118]
	<i>Dicentrarchus labrax</i> (European bass), <i>Diplodus vulgaris</i> , and <i>Platichthys flesus</i> (European flounder)	Mondego estuary (Portugal)	1.67 ± 0.27 particles per fish	[119]
	<i>Coilia ectenes</i>	Yangtze estuary, East China Sea and South China Sea	4.0 ± 1.8 particles per fish	[120]
	<i>Larimichthys crocea</i> (large yellow croaker) <i>Thamnaconus septentrionalis</i>		4.6 ± 3.4 particles per fish 7.2 ± 2.8 particles per fish	
Turtles	<i>Caretta caretta</i> (loggerhead sea turtles)	Sardinia (Western Mediterranean Sea)	19.58 ± 10 particles per individual	[121]
		North Atlantic subtropical gyre	15.83 ± 6.09 particles per individual	[122]
	Green sea turtles	Southern Brazilian coast	Between 3 and 134 particles per individual	[123]
	<i>Chelonia myda</i>	Great Barrier Reef	7 particles per individual	[124]
Sea birds	<i>Macronectes giganteus</i> (southern giant petrel)		117 particles per individual	[123]
	<i>Puffinus puffinus</i> (manx shearwater)	Southern Brazilian coast	13 particles per individual	
	<i>Spheniscus magellanicus</i> (magellanic penguin)		2 particles per individual	[125]
	<i>Alle alle</i> (little auks)	Off East Greenland	9.5 particles per individual	
	<i>Fulmarus glacialis</i> (northern fulmar)	Labrador Sea	1.9 ± 3.9 particles per bird	
<i>Uria lomvia</i> (thick-billed murre)	Nunavut, Canada	0.89 ± 1.09 particles per bird	[127]	
	Nunavut, Canada	0.33 ± 0.92 particles per bird	[127]	
Mammals	<i>Rhincodon typus</i> (whale shark)	La Paz Bay, Gulf of California	-	[128]
	<i>Tursiops truncatus</i> (bottlenose dolphins)	South Carolina, USA	Between 123 and 422 particles per individual	[129]
	<i>Halichoerus grypus</i> (grey seals)	Gweek, Cornwall (United Kingdom)	0.87 ± 1.09 particles per individual	[130]
	<i>Mesoplodon mirus</i> (True's beaked whale)	Ballyconneely, Connemara, Co. Galway, Ireland	88 particles per individual	[131]

it as a potential threat to public health. However, In Bangladesh, a very few scientific research works have been done regarding plastic pollution. To date 18 works on plastic pollution have been published in peer reviewed journals, among them only three are on microplastics. This may be reasoned to the lack of knowledge, proper wealth, well equipped lab facilities, inequity in funding, regional issues, etc [143]. A big collaboration is needed between national and international researchers to overcome this situation. However, researches about the more dangerous form of plastics-nanoplastics-have not done so far.

While there has been a lot of studies, though insufficient, on the source and fate of microplastics in marine environment, but their fate in continental aquatic environment or in fresh water

ecosystems has largely been neglected. However, the few studies that have been done to date confirm that microplastics are also noticeably present in fresh water system and causing deleterious impact on aquatic biota likewise in marine environment. Several authors investigated the sediments and surface water of different lakes, rivers, and reservoirs around the world and found a considerable amount of microplastics in fresh water system that is reported in Table 4. The tremendous amount of microplastics estimated in fresh water system of several developed countries implies that the scenario is even more dangerous in developing countries like Bangladesh, though no apparent effort has been taken to quantify it.

The most abundant polymers were PS, PE, PA, and PVC and

Table 4. Microplastics in Fresh Water System

Location	Compartment	Microplastics concentration	Reference
Lake Geneva (Switzerland)	Surface water	48,146 particles/km ²	[144]
Laurentian Great Lakes (USA)	Surface water	43,157 particles/km ²	[145]
Lake Hovsgol (Mongolia)	Surface water	20,264 particles/km ²	[146]
Greater London (Great Britain) rivers	Surface water	3.3 to 9.9 particles/L	[147]
San Gabriel and Los Angeles Rivers (USA)	Surface water	0.01 to 12.9 particles/L	[148]
Danube River (Central Europe)	Surface water	316.8 ± 4,664.6 items/1,000 m ³	[149]
Seine River (France)	Surface water	3 to 106 particles/m ³	[70]
Chesapeake Bay (USA)	Surface water	260,000 particles/km ²	[150]
Lake Qinghai (China)	Surface water	0.05 × 10 ⁵ to 7.58 × 10 ⁵ particles/km ²	[151]
Lake Maggiore (Italy)	Surface water	3.83 × 10 ⁴ ± 20,666 particles/m ²	[152, 153]
	Sediments	1,100 ± 2,300 particles/m ²	
Lake Iseo (Italy)	Surface water	4.04 × 10 ⁴ ± 20,333 particles/m ²	[152]
Lake Constance (Europe)	Surface water	61,000 ± 12,000 particles/km ²	[153]
	Sediments	320 ± 220 particles/m ²	
Lake Neuchâtel (Switzerland)	Surface water	61,000 ± 24,000 particles/km ²	[153]
	Sediments	700 ± 1,100 particles/m ²	
Lake Zurich (Switzerland)	Surface water	11,000 ± 2,600 particles/km ²	[153]
	Sediments	460 ± 350 particles/m ²	
Lake Brienz (Switzerland)	Surface water	36,000 ± 23,000 particles/km ²	[153]
	Sediments	2,500 ± 3,000 particles/m ²	
Lake Bolsena (Italy)	Sediments	1,922 ± 662 particles/m ²	[154]
Lake Chiusi (Italy)	Sediments	2,117 ± 695 particles/m ²	
Lake Qinghai (China)	Lakeshore sediment	50 to 1292 particles/m ²	[151]
Lake Geneva (Switzerland)	Lakeshore sediment	2,656.25 to 5,018.75 particles/m ²	[144]
Lake Huron (Canada, USA)	Lakeshore sediment	4.75 ± 11.83 particles/m ²	
Lake Erie (Canada, USA)	Lakeshore sediment	1.54 ± 1.01 particles/m ²	[155]
Lake St. Clair (Canada, USA)	Lakeshore sediment	1.72 ± 2.64 particles/m ²	
Lake Garda (Italy)	Lakeshore sediment	North shore: 1,108 ± 983 particles/m ² South shore: 108 ± 55 particles/m ²	[156]
Lake Ontario (Canada, USA)	Lakeshore sediment	980 particles/kg dry weight	[157]
St. Lawrence River (Canada)	River sediment	13,832 particles/m ²	[158]
Thames river (United Kingdom)	Sediment	18.5 ± 4.2 to 66 ± 7.7 particles /100 g	[159]
Rhine River (Germany)	Surface water	892,777 ± 1,063,042 particles/km ²	[160]
	Sediment	1784 to 30,106 particles /m ²	[161]
Seine River (France)	Surface water	0.28 to 0.47 particles /m ³	[162]
Po River (Italy)	Surface water	2,043,069.8 ± 336,637.4 particles/km ²	[163]
Tamar Estuary (United Kingdom)	Surface water	0.028 particles /m ³	[164]

their origin was tethered to fragments of larger plastic particle, industrial pre-production pellets, and facial cleaner and other personal care products. In a rigorous study, Schmidt et al. [61] analyzed sample from 79 sites covering 57 rivers and detected microplastics in 98.5% of the samples with mean and median concentration

of ~37,700 and ~13/1,000 m³, including zero detections. Potential sources of fresh water pollution by microplastics include effluent from waste water treatment plant (WWTP), runoff from industrial plastic production sites, urban, and agricultural areas, and atmospheric fallout. Laundry washing machines are also responsible

for discharging a large amount of microplastics into wastewater in fibrous form, with one study estimating that around 1,900 fibers are discarded from a single wash [7]. In a study, the downstream outlet of a WWTP in the North Shore Channel in Chicago (USA) was found to contain around 9.3 times microplastics than in the upstream, which depicts the contribution of WWTP in discharging microplastics to fresh water system [165]. Microplastics can accumulate in agricultural lands from widespread plastic mulching used in farming and atmospheric fallout of the airborne particles originated in nearby areas [166]. They can also appear in farming land through another potential source of microplastics: sewage sludge, typically used as fertilizer and for landfilling [167]. Apart from polluting soil compartment, these microplastics contaminate the waterbody through surface runoff to canals and rivers by irrigation or rain water. Alike marine biota, aquatic biota also ingest and accumulate microplastics and encounter the same adverse effects. Hurt et al. [139] investigated two fish species, 72 gizzard shad and 24 largemouth bass, in two agricultural reservoirs in the midwestern U.S.A. and found microplastics in 100% of the fish sample. In another study, 83% of a fresh water fish species *Hoplosternum littorale* were observed to have microplastics in their gut, mostly microfibers [168]. Thus, the microplastics in fresh water fish, being a crucial part of human food web, may pose more threat to human health than the seafood as the former ones are more frequently consumed. Apart from fresh water or sea fish, humans are also consuming microplastics from other food sources that includes table salt, sugar, honey, and beer [169-171].

Often scientists positively correlate microplastics abundance with human population density [7], which infers that Bangladesh, being a very populated country, is at a high risk of being polluted by microplastics, specially the water bodies. However, till now, there has been little or no systematic study to assess the amount of microplastics in different environmental compartments nor the impact of microplastics on living creatures. With the rivers and water bodies occupying 5% of the land surface [172], Bangladesh needs more rigorous assessment of the plastic presence in water bodies and take necessary steps to prevent further pollution since this environmental compartment is crucial for maintaining ecological balance. Apart from environmental and ecological damage, substantial amount of economic cost is also associated with the plastic wastes stuck in water bodies as they require frequent clean-up activities.

3.3. Soil Pollution

With 79% global plastic waste dumped in landfills, soil compartment is also at high risk of contamination by being a sink of microplastics [173]. A recent study estimated that the amount of microplastics that enter into agricultural land of Europe and North America varies from 63 to 430 thousand tons and from 44 to 300 thousand tons per year respectively, and interestingly this figure outnumbers the emission of microplastics to ocean surface [174, 175]. Apart from plastic mulching, sewage sludge, and atmospheric deposition, microplastics can be introduced to soil through landfilling [176], wastewater irrigation system [177], tire wear and tear [178], actions of soil organisms [166, 179], such as grinding in gizzard and subsequent release through excretion process, scraping or chewing off, and incorporation by digging process. They can

be vertically transported from surface to deep soils by the burrows of anecic earthworms, deep-dwelling earthworms feeding on surface and excreting far below the surface, agronomic activities (plowing and harvesting), plant root elongation, and water infiltration, and then be dispersed laterally by the movement of geophagous earthworms, soil microarthropods, mosquitoes, mites and collembolan, and digging mammals, such as gophers and moles [21, 180-183]. Apart from migration within the soil, the microplastics can be transported to surrounding air and water bodies by the action of wind, rain water, irrigation water, and flooding. Bangladesh is flooded each year during the monsoon, facilitating the migration of plastic debris from land to water compartment.

The interaction between microplastics and soil may bring about serious impact on the health of soil, crop and soil biota, ultimately threatening human health. However, few information has been explored about it by the researcher community so far [21]. Sometimes, the effects of microplastics on soil have been found to be inconclusive and dependent on microplastics types. With the presence of PS fibers in soil, it was found that water holding capacity increased and bulk density decreased significantly, but there was no conclusive trend in case of PE and PAA in soil [184]. Whereas in another study with PS fibers, there was no change in bulk density of the soil and the water holding capacity decreased [185]. Besides, it has been shown that microplastics can promote accumulation of humic-like substances responsible for improved soil stability, nutrient availability, and water holding capacity [186]. On the other hand, it was reported that the presence of microplastics may reduce the hydraulic conductivity or permeability of the soil which ultimately may affect the soil microbial activity as well as soil fertility [187]. Moreover, their presence can create channels in soil that may lead to increased water evaporation and soil desiccation, suppressing the plant growth [188]. Thus, substantial uncertainty exists about the effect of microplastics on soil, and it needs further investigation to assess the exact impact of microplastics on soil. However, microplastics can significantly affect the activity of some crucial soil enzymes, such as urease, fluorescein diacetate hydrolase, and phenol oxidase that are responsible for maintaining soil nutrients: dissolved carbon, nitrogen, and phosphorus at a desired level, and thus compromise the soil fertility [186, 189]. Again, it has been demonstrated that prolonged exposure of high level of microplastics in soil can augment the accumulation of dissolved organic matter (DOM) that enhance the release of soil nutrients [186]. Sometimes, these contaminants make other pollutants less available to soil biota and plants, exerting some protective role [190]. However, the change in soil nutrient, moisture, and porosity may alter the flow of oxygen in soil causing a decrease in indigenous microorganisms [191, 192]. The deposited mulching films in soil can inhibit microorganisms because of the presence of carbonyl groups [193]. Owing to high surface to volume ratio, microplastics can adsorb POPs, heavy metals, antibiotics, and various other toxic substances, and act as a vector to spread them across the terrestrial areas [194, 195], a scenario also observed in marine environment. Increased accumulation of DOM also enhance the transformation and mobility of contaminants in soil and increase their availability to soil [192]. Like marine and aquatic environment, soil microplastics can incorporate in food chain and can be transferred from lower trophic organisms to higher trophic

one. The higher trophic biota is likely to consume more microplastics, thus facilitating the biomagnification along the food chain [196]. In terms of affecting the organisms, microplastics in the soil embrace the similar fate as in the marine environment and are ingested by soil organisms and retained in their different tissues. For instance, microplastics have been found in liver, gut, and kidney of mice, earthworm casts, chicken feces, and snails [197-199]. Apart from that, ingestion of microplastics cause false satiation, energy scarcity, decreased growth and reproduction, intestinal obstruction, alteration of biochemical responses, such as decreased immune responses, metabolic disorder, and anomalies in gene expression in soil animals [200-202].

Since the microplastics negatively affect the soil fertility and enzyme, it is expected that the microplastics have detrimental effect on plant community, though research findings in support to this phenomenon is still not sufficient. Nonetheless, existing studies report that microplastics have significant impact on plants (such as wheat, perennial ryegrass, cress, spring onion), causing growth inhibition, genotoxic and oxidative damage [21]. Moreover, microplastics can impair the assimilation and transportation of nutrients in plants by damaging the connection between cells and blocking cell wall pores, resulting in low water transport, leaf growth, and production [203]. In their study, Qi et al. [66] found microplastic residues from polyethylene and biodegradable mulch films to have negative effect on growth of wheat (*Triticum aestivum*). In another study, spring onion (*Allium stulosum*) were studied in the presence of microplastics and found to be noticeably affected in terms of water content, C/N ratio, leaf nitrogen content, root properties (length, diameter), mineralization rate, and root symbioses [204]. Agriculture in Bangladesh contributes about 16.5% of the GDP and nearly 87% of the rural inhabitants draw their income from agricultural activities, directly or indirectly [205]. Again, fisheries and livestock contribute 30 to 40% of the agricultural sector which is about 7 to 8% of country's GDP, of which 3.57% comes from fisheries and 1.53% from animal husbandry [206]. The agricultural land in Bangladesh covers about 9.1 million hectares which is 70% of the country's total land area [207]. Thus farming, fisheries and livestock sector plays a vital role in socioeconomic development of Bangladesh through ensuring food security, economic growth, and employment generation for poor and marginal people. With the proved global impact of microplastics on soil and plants, it can be expected that microplastics are also present in our soil and posing the same threat to the soil biota and plants. If the threat is unchecked for a long time, agricultural crops will see a decrease in production that will risk feeding such a big population of our country and will substantially jeopardize country's economy. In addition, livestock and fishes may face microplastics in their food sources in soil and water compartment and can have detrimental consequences, which may in turn endanger their production as well as nation's economy. Therefore, it is urgent that comprehensive research should be done to quantify the amount of microplastics in our soil and how they are affecting soil fertility, food crops (rice, wheat, tea), other plants, and soil animals (mainly domestic animals).

3.4. Plastic Pollution during Covid-19 Pandemic

It is expected that during the current pandemic situation arose due to novel coronavirus (SARS-CoV-2), responsible for a severe

respiratory syndrome known as COVID-19 [208], the scenario of plastic pollution in Bangladesh will get worsened even more due to the mismanagement of safety products that are largely made of polymers. With the uncertainty in vaccine availability for this highly contagious Covid-19, health professionals from across the world made it compulsory for people to use PPE masks, gloves, and googles to avoid contact as well as infection. That's why the demand for PPE increased tremendously worldwide. For instance, it has been estimated that 129 billion face masks and 65 billion gloves would be necessary each month to protect citizens across the world [209]. These PPE are typically made of PP, polyurethane, PAN, PS, polycarbonate, PE, polyester, PET etc [210, 211]. All of these PPE are meant for single use to avoid further contamination which led to a drastic increase in medical waste all over the world, overloading the capacity of the waste treatment facility. For instance, Spain and China observed a 350% and 370% increase in medical waste, respectively than what produced during the normal situation [212]. According to Environment and Social Development Organization (ESDO), In Bangladesh, during the first month of official lockdown to prevent corona virus outbreak, around 14,500 tons of hazardous plastic waste emerged, comprising of face masks, hand gloves and polythene bags. After the emergence of Covid-19, about 5796 ton plastic waste generated in a single month of which 3076 ton generated in Dhaka city, capital of the country, alone [213]. Managing this unprecedented level of plastic waste pose a great challenge for countries, especially developing nations like Bangladesh. These wastes are, in part, likely to undergo uncontrolled incineration, releasing GHGs, heavy metals, dioxins, PCBs and furans [214]. Another big portion will find their way into rivers and oceans, followed by sewage and canal blockage, and continue to degrade to microplastics that will easily be mistaken for food by the biota. Besides, because of their elastic components, masks also have increased risks of entanglement for a wide variety of fish, animals and birds [215]. Moreover, the use of single used plastic bags has also increased parallelly during this pandemic to ensure safety against cross contamination from reuse of plastic bags during home delivery and carrying groceries. Their use also increased due to relief activities to support people who became jobless in this situation. It has been estimated that demand for global plastic packaging is expected to increase by 40% due to Covid-19 situation [209]. Overall, if these large amounts of contaminated single use plastics go unmanaged, they will create an immediate outbreak of second phase of the virus and in the long run, they will continue to pollute air, soil, and water compartment. Hence, an immediate action is sought for safe management of the mounting safety plastic wastes generated in this pandemic situation.

4. Effect of Plastic Pollution on Public Health

According to UN report on environment that plastic items never decomposed fully, they just reduce their size (particle). Those tiny particles come into human body with travelling very short distance [216]. These particles can travel a long distance and remain in the environment for a long time. Moreover, burning of these plastics can release toxic gases and particles in the air that can be inhaled by human. It has been estimated that adults and children intake

on average 1063 and 3223 microparticles per year, respectively, through dust inhalation [217]. Because of environmental pollution, 234,000 people died in around Bangladesh where 80,000 are in urban areas, a World Bank 2018 statistics showed [218]. The monomeric building blocks of plastics (bisphenol A), their additives (plasticizers) or a combination of the two (antimicrobial polycarbonate) can raise the human health risks [219]. Bisphenol A (BPA) which is the constituent of polycarbonate plastics, also used as an additive to polyvinylchloride (PVC). The first BPA was synthesized in 1891 [220]. Some monomers leaves unbound at the polymerization of BPA. Beverage and food containers can be released BPA molecules into drink and food over time. The factors that are responsible to leach the monomer at elevated temperatures into food which are repeatedly washing, storing in acidic and basic items, reuse of water bottles, baby bottles, dental filling, household electronic items, and sports equipment [220-223]. The heavy metals released during plastic burning act as soil contaminant due to their low solubility and resistant to microbial degradation, risking human metabolism by entering the human food chain [224]. As an endocrine disruptor BPA can interfere natural body's hormones with the production, secretion, action, transport, function, and elimination. Moriyama et al. [225] demonstrated that BPA weaken thyroid hormone transcriptional activity by forming T_3 binding to the thyroid hormone receptor. BPA binds to both nuclear receptor $ER\alpha$ and $ER\beta$. It can mimic the behavior of estrogen. The exposure of BPA has been caused a number of health issues like reproductive disorders (affect egg maturation, interfere endocrine function, puberty, ovulation, lead to infertility). The maturing of the oocyte is affected by BPA. Some studies found that higher level of BPA in the serum decreased probability of mature oocytes. This higher concentration of BPA causes polycystic ovary syndrome in women which leads to dysfunction of menstrual cycle, hirsutism, and infertility [226]. BPA exposure in adult population also increases the risk of cardiovascular (CV) disease (heart attack, coronary artery heart disease, angina, peripheral artery disease, hypertension), type 2 diabetes, rapid changes in immune system, body weight, anxiety, etc. [227]. The molecular mechanisms for CV disease might be involved with rapid signaling of estrogen receptor and alteration of cardiac Ca^{2+} through phosphorylation, handling protein expression, oxidative stress, ion channel inhibition and genome modifications [228]. Persistent free radical carbon and oxygen centered free radicals are also released and are considered to have adverse effects on human lungs when inhaled [32]. Nancy Cardoso et al. [229] also found that serum concentrations of testosterone reduced by the effect of BPA. Scientists also suggested that BPA could stimulate the risk of prostate, breast and other cancers due to its estrogen like properties. The chemotherapy of breast cancer is also affected by it [230]. The unconjugated BPA levels are in the range of 0.1 to 10 g/L in human blood and tissues [231, 232]. Centers for Disease Control and Prevention reported that a survey on 394 American adults showed that most of them have detectable levels of BPA in urine [233]. The daily amount of BPA in terms urine levels are greater for males than females (53.8 and 41 ng/kg/d) and in children and adolescents (64.6 and 71 ng/kg/d) in terms of geometric means, this exposure rate decreases as age increases up [234]. The reference dose of BPA for humans (U. S. EPA) observed a value of 50 $\mu\text{g/kg/d}$ after taking necessary safety. This reference

rate was measured on the scale of the lowest observable adverse effect level [235]. Phthalates (a large group of compounds) which is used as plasticizers for PVC, introduced in market 75 years ago. The main exposures of phthalates are plastic tubing, gloves, bags, toys, home decoration products, Beautification products, etc. [236]. The direct route of human exposures to phthalates are dialysis, extracorporeal membrane oxygenation, blood transfusions, ingestion of contaminated materials [237-239]. Like BPA, Phthalates also responsible for the hormonal imbalance into human body [240]. It can also affect the childbearing mother, fetus and new born baby. Though the toxicity of phthalates is less than BPA, still it's harmful for human body. Along with BPA and Phthalates, other plastic additives, commonly used polymers cause the human health problems and ecological imbalance. So the people of all ages, person who are closely contact with those exposures have been affected highly by health problems.

5. Organizational and Governmental Policies against Plastic Pollution in Bangladesh

The legislation against plastic bags was first implemented in Bangladesh. ESDO is the pioneer organization for banning plastic bag in Bangladesh. In 1990, it took an initiative for writing articles in the national dailies about the threats of plastic pollution in order to draw the attention of general public and to increase their awareness about its severity [241]. In 1993, Ministry of Environment and Forest (MOEF) considered the movement against plastic pollution and took an initiative to ban the manufacturing and usage of polythene bags but it was not accepted by the parliament. In 1997, ESDO again raised their voice and initiated "Plastic Bag-free day" [242]. In 1999, the MOEF initiated Sustainable Environment Management Program for making a plan to remove polythene shopping bags by campaigning against it. The authorized members of the program suggested for taking a complete study on the manufacturing, advertising and usage of polythene shopping bags as well as recommended to consider the socio-economic impacts before making the ultimate decision.

The Ministry then motivated the general people by campaigning everywhere to stop the usage of polyethylene bags and publicized that January 1, 2002 shall be the cutoff date for manufacturing and usage of polyethylene shopping bag in Bangladesh [241]. In 2002, the law of section 1 under the Bangladesh Environment Conservation Act was revised. The production and uses of polythene shopping bag was forbidden according to Rule 6ka of Clause-5 under Section-9 [200].

- According to rule 6ka, the penalty and punishment will be
- For production, import and marketing: 10 years sentence of vigorous prison, or 1 million taka fine, or both punishments together.
 - For sale, exhibition for sale, store, distribution, transportation or use for commercial purpose: 6 months sentence of vigorous prison or 10 thousand taka fine, or both punishments together [241].

In 2018, Transparency International Bangladesh raised their voice for stronger implementation of law to impede illegal manufacturing, advertising and uses of plastic to stop environment pollu-

tion [243]. The National 3R strategy for waste Management was initiated by Ministry of Environment and Forests to decrease the amount of waste material which may reduce the plastic waste by increasing the reuse and recyclability of used plastic [202]. The 3R policy i.e. reduce, reuse and recycle can minimize the plastic pollution in an efficient way. However, Bangladesh government is still trying to enforce the law by placing mobile courts at marketplaces in different time of the year. [244].

6. Recommendations for a Possible Way Out

Though there has not been enough study on the amount of plastic waste generation and their fate and impact on different environmental compartments of Bangladesh, we can conclude citing the limited regional studies and the huge amount of global studies that the country is and will continue to be at high risk of plastic pollution, if necessary actions are not taken immediately. This pollution is directly and indirectly harming the entire creature from human kind to a zooplankton through polluting the entire environment. Moreover, without checking the plastic production and proper management of the generated waste, it would be quite difficult to achieve the sustainable development goal set by United Nations in 2015 to ensure a poverty and pollution free peaceful planet Earth by 2030 [34]. In response to that, the country has already taken some measures, but it appears that the plastic use and subsequent pollution have not been curbed yet in an expected manner. Hence, to deal with this global problem in a sustainable way, the following suggestions are proposed:

- Raising awareness among the end users against plastic use by concerning them about the detrimental effects of it through advertisement on media and activities by government and non-government agencies.
- Introducing reward based plastic collection program to encourage people not to dump plastic waste here and there.
- Enhancing collaborative research between universities and research institutes to assess the plastic waste in different environmental compartments and their consequences.
- Increasing the research opportunities and funding for searching biodegradable polymer and economically viable alternatives to plastic products, especially packaging plastics.
- Preferential tax treatments, easy bank loan, duty free importation of tools and machineries for industries and businesses related to production of biodegradable alternative to plastics.
- Exploiting the country's huge potential for jute production in manufacturing cost effective biodegradable alternatives to plastics and providing incentives for these kinds of businesses.
- Providing subsidy for plastic recycling industries rather than plastic manufacturing businesses.
- Imposing high tax on plastic related businesses, from importing raw material to selling the end products. High price will refrain public from using plastic products.
- Consideration of plastic recycling and eco-friendly alternative to plastic production businesses as a sustainable solution to country's worsening unemployment problem.
- Inclusion of plastic waste collection points at every potential source of plastic pollution including road and river transport

system, institutions, offices, shopping centers etc.

- Increasing the capacity of municipalities to collect maximum quantity of plastic waste.
- Strict implementation of existing regulatory laws to stop the use of plastic bags.
- Developing national action plan for monitoring and management of plastic wastes at the point of sources.

7. Conclusions

Plastic materials are considered an inevitable part of our daily lives because of their wide-ranging uses owing to their low cost, light weight, high durability, and easy availability. But they have now become a global threat due to their long lasting negative effect on every compartment of the environment-air, soil, and water. Due to their non-biodegradability they persist in the environment for an unbelievably long time and migrate from one compartment to another and then get incorporated in human food chain, causing adverse consequence on human health. Moreover, the toxic chemicals released when plastics are subjected to physical and chemical actions are also a health hazard. In this work, the impact of plastic waste on Bangladesh in terms of its environment and human health has been delineated by critically reviewing the existing studies on plastic pollution in different regions of the world as well as available little local studies. It has been demonstrated that the over whirling usage of plastic is also affecting the environment and public health of our country significantly. This review paper also identified some potential sources of plastic pollution in our country and it is expected that during the Covid-19 situation the pollution scenario will get worsened in an unexpected manner. The article ended by prescribing some possible ways to lessen the impact of plastic pollution in a sustainable manner that followed citation of necessary measurements already taken by the government. It is believed that this work will make the researcher community feel the necessity to conduct a comprehensive study on plastic pollution in Bangladesh and to search potential eco-friendly alternatives to plastics and assist the policy makers to make fruitful policies to curb the plastic pollution.

Author contributions

S.H. (Lecturer) conceived, wrote, and revised the manuscript. M.A.R. (Lecturer) conceived, supervised, wrote and revised the manuscript. M.A.C. (Lecturer) wrote the manuscript. S.K.M. (Lecturer) wrote the manuscript.

References

1. Dorothy H, Sandra LB, Michael JT. Prehistoric polymers: rubber processing in ancient Mesoamerica. *Science* 1999;284:1988-1991.
2. Md Hyat US. Plastic Recycling in Bangladesh, What needs to be done? 2015.
3. PlasticsEurope. The Compelling Facts About Plastics: An analysis of plastics production, demand and recovery for 2006 in

- Europe. 2008; Available from: https://www.plasticseurope.org/application/files/2815/1689/9283/2006compelling_fact_PubJan2008.pdf.
4. Maria T, Ieva R. Baseline report on plastic waste. 2020; Available from: <file:///C:/Users/Hp/Desktop/UNEP-CHW-PWPWG.1-INF-4.English.pdf>.
 5. Richard CT, Charles JM, Frederick SVS, Shanna HS. Plastics, the environment and human health: current consensus and future trends. *Philos. Trans. R. Soc. B. Bio. Sci.* 2009;364:2153-2166.
 6. Anthony LA. Plastics and environmental sustainability. 1st edition. New Jersey: John Wiley & Sons; 2015.
 7. Mark AB, Phillip C, Stewart JN, et al. Accumulation of microplastic on shorelines worldwide: sources and sinks. *Environ. Sci. Technol.* 2011;45:9175-9179.
 8. Singh P, Sharma VP. Integrated plastic waste management: environmental and improved health approaches. *Procedia Environ. Sci.* 2016;35:692-700.
 9. NRDC. Single-Use Plastics 101 [Internet]. c2020 [cited 1 September 2020] Available from: <https://www.nrdc.org/stories/single-use-plastics-101>.
 10. Hannah R, Max R. Plastic pollution [Internet]. c2018 [cited 1 September 2020] Available from: <https://ourworldindata.org/plastic-pollution>.
 11. BBC. Coronavirus: Disposable masks 'causing enormous plastic waste'. 2020; Available from: https://www.bbc.com/news/uk-politics-54057799?at_custom1=%5Bpost+type%5D&at_medium=custom7&at_custom3=BBC+News&at_custom2=facebook_page&at_custom4=5B2CE806-F5B6-11EA-A19B-BDD3923C408C&at_campaign=64&fbclid=IwAR02p4LXWMJwKdMfYfSH7YO15L24CWB3UstOIL7hTK6eCuqQZDdWRtyjWDws.
 12. Stefan-Adrian S, Roxana J, Mircea N, Gabriel P, Caterina F. Micro-(nano) plastics in freshwater ecosystems: abundance, toxicological impact and quantification methodology. *TrAC, Trends Anal. Chem.* 2019;110:116-128.
 13. Rohit KS, Biswajit R. Plasticwaste management and disposal techniques-Indian scenario. *Int. J. P. Technol.* 2015;19:211-226.
 14. Kadapakkam NY, Sukhman S. Plastic Waste: Environmental Hazards, Its Biodegradation, and Challenges in: Bioremediation of Industrial Waste for Environmental Safety: Springer;2020. p. 99-133.
 15. CPCB. Air quality monitoring, emission inventory and source apportionment study for Indian cities [Internet]. c2010 [cited 1 September 2020] Available from: <http://www.indiaenvironmentportal.org.in/content/322584/air-quality-monitoring-emission-inventory-and-source-apportionment-study-for-indian-cities/>.
 16. Inspira Advisory & Consulting Limited. USAID/Bangladesh comprehensive private sector assessment. 2019; Available from: https://pdf.usaid.gov/pdf_docs/PA00TWMH.pdf.
 17. Monjur M, Mahadi HM, Fazlur R, Mohammad UHJ. Towards the effective plastic waste management in Bangladesh: a review. *Environ. Sci. Pollut. Res.* 2017;24:27021-27046.
 18. Mahmudul I. Bangladesh drowns in 8 lakh tonnes of plastic waste a year [Internet]. The Business Standard; 2019 [cited 3 September 2020] Available from: <https://tbsnews.net/environment/bangladesh-drowns-8-lakh-tons-plastic-waste-year>.
 19. Momtaz UA. Women Entrepreneurship Development in the Small and Medium Enterprises in Bangladesh: Prospects, Realities and Policies. *Int. J. SME Dev.* 2014;1:1-32.
 20. Mehedi AA. Reckless plastic waste dumping greatly endangering Bay of Bengal [Internet]. Dhaka Tribune; 2018 [cited 5 September 2020] Available from: <https://www.dhakatribune.com/bangladesh/environment/2018/12/17/reckless-plastic-waste-dumping-greatly-endangering-bay-of-bengal>.
 21. Jing-Jie G, Xian-Pei H, Lei X, et al. Source, migration and toxicology of microplastics in soil. *Environ. Int.* 2020;137:105263.
 22. Ram P, Tapos K, Md Saiful I, Mohammad Asadul H, Md Mahfuzur R, Md Mahabubur RM. Toxic effects of plastic on human health and environment: A consequences of health risk assessment in Bangladesh. *Int. J. Health* 2018;6:1-5.
 23. Khondaker GM. Plastic waste management: In search of an effective operational framework [Internet]. The Financial Express; 2016 [cited 13 November 2020] Available from: <https://cpd.org.bd/plastic-waste-management-in-search-of-an-effective-operational-framework/>.
 24. Waste Concern. Prospects of Plastics Waste Recycling in Bangladesh [Internet]. 2016 [cited 13 November 2020] Available from: <https://wasteconcern.org/prospects-of-plastics-waste-recycling-in-bangladesh/>.
 25. Mehnaz H, Aditi S. Export Potential of Recycled Plastic: A Study on Bangladesh. *Asian Soc. Sci.* 2020;16:12-28.
 26. Ohidul A. Treatment of Plastic Wastes: An Innovative Solution [Internet]. 2015 [cited 13 November 2020] Available from: <http://www.theindependentbd.com/magazine/details/15289/Treatment-of-Plastic-Wastes:-An-Innovative-Solution>.
 27. Syed ZH. The first ever project to generate power from waste in the country [Internet]. Dhaka Tribune 2020 [cited 13 November 2020] Available from: <https://www.dhakatribune.com/bangladesh/dhaka/2020/09/24/2-waste-to-energy-power-plants-in-dhaka-on-the-cards#:~:text=The%20government%20has%20initiated%20the,habitable%20and%20a%20clean%20city.&text=The%20Bangladesh%20Power%20Development%20Board,from%20the%20plant%20at%20US20>.
 28. Sanket P, Abhishek N, Abhishek KM. Plastic waste management and current scenario in India: a review. *Int. J. Environ. Anal. Chem.* 2019:1-13.
 29. Atiq R. Challenges and opportunities of plastic pollution management [Internet]. The Daily Star; 2020 [cited 25 August 2020] Available from: <https://www.thedailystar.net/supplements/29th-anniversary-supplements/governance-development-and-sustainable-bangladesh/news/challenges-and-opportunities-plastic-pollution>.
 30. Roland G, Jenna RJ, Kara LL. Production, use, and fate of all plastics ever made. *Sci. Adv.* 2017;3:e1700782.
 31. National Workshop on Sustainable Management of Plastic to Leverage Circular Economy and Achieve SDG in Bangladesh [Internet]. Waste Concern; 2019 [cited 30 July 2020] Available from: <https://wasteconcern.org/national-workshop-on-sustainable-management-of-plastic-to-leverage-circular-economy-and-achieve-sdg-in-bangladesh/>.
 32. Athanasios V, Nikiforos I, George G, Konstantinos F. Persistent free radicals, heavy metals and PAHs generated in particulate soot emissions and residue ash from controlled combustion of common types of plastic. *J. Hazard. Mater.* 2008;156:277-284.

33. Bernd RTS, Patricia MM, Borys MD. Combustion products of plastics as indicators for refuse burning in the atmosphere. *Environ. Sci. Technol.* 2005;39:6961-6970.
34. Chrispin PK, Shing HC. Marine Plastic Pollution in South Asia. 2020; Available from: https://www.unescap.org/sites/default/files/SSWA%20Development_Paper20-02_Marine%20Plastic%20Pollution%20in%20South%20Asia.pdf.
35. Mohammad ZK. Bangladesh has the answer to polythene menace [Internet]. United News of Bangladesh 2019 [cited 25 August 2020] Available from: <https://unb.com.bd/category/Special/bangladesh-has-the-answer-to-polythene-menace/10981>.
36. José A, David PS. Feedstock recycling of plastic wastes. *R. Soc. Chem.* ;2007.
37. Charles AS, Dennis RP, Thomas FP, William JA. The environmental fate of phthalate esters: a literature review. *Chemosphere* 1997;35:667-749.
38. Jon ER, William JA, Gregory RB, Kenneth AR, Joseph WG. Chronic toxicity of 14 phthalate esters to *Daphnia magna* and rainbow trout (*Oncorhynchus mykiss*). *Environ. Toxicol. Chem.*: 1995;14:1967-1976.
39. Filomena P, Paula AC, Ibrahim KG, Isabel AC. Pyrolysis of plastic wastes. 1. Effect of plastic waste composition on product yield. *J. Anal. Appl. Pyrolysis* 1999;51:39-55.
40. Wagner JP, Caraballo SA. Toxic species emissions from controlled combustion of selected rubber and plastic consumer products. *Polym. Plast. Technol. Eng.* 1997;36:189-224.
41. Paul ML, Christopher CL, Dawn AS. Emissions of organic air toxics from open burning: a comprehensive review. *Prog. Energy Combust. Sci.* 2004;30:1-32.
42. Brooke ES, Yiannis AL. Particulates generated from combustion of polymers (plastics). *J. Air Waste Manag. Assoc.* 2000;50:94-102.
43. Lloyd W, Yiannis AL, Paul V. Exploratory study on the combustion and PAH emissions of selected municipal waste plastics. *Environ. Sci. Technol.* 1993;27:2885-2895.
44. Michelle A, Pat C, Paul J. Incineration and human health. *Environ. Sci. Pollut. Res.* 2001;8:141-145.
45. Rafael F, Ignacio A, Andrés F, Juan AC. Semivolatile and volatile compounds in combustion of polyethylene. *Chemosphere* 2004;57:615-627.
46. Wagner JP, El-Ayyoubi MA, Konzen RB, Krohn JL. Quantitative identification of antimony, barium, cadmium, and tin during controlled combustion of plastics. *Polym. Plast. Technol. Eng.* 1992;31:73-101.
47. Nagy Á, KUTI R. The environmental impact of plastic waste incineration. *Acad. Appl. Res. Mil. Sci.* 2016;15:231-237-231-237.
48. David B. Are Biodegradable Plastics Doing More Harm Than Good? *Sci. Am.* 2011.
49. Jim P, Leslie B, Sarah W, et al. Exporting harm: the high-tech trashing of Asia. 2002. Available form: <http://svtc.org/wp-content/uploads/technotrash.pdf>.
50. Madeleine C. Toxic tech: not in our backyard, uncovering the hidden flows of e-waste [dissertation]. Amsterdam: Greenpeace International 2008.
51. Alejandra S, Mathias S, Fabrice GR, et al. A review of the environmental fate and effects of hazardous substances released from electrical and electronic equipments during recycling: Examples from China and India. *Environ. Impact Assess. Rev.* 2010;30:28-41.
52. Gunilla S. On the combustion and photolytic degradation products of some brominated flame retardants [dissertation]. Sweden: Umeå universitet; 2003.
53. Rafal PK, Kenji O, Ichiro I, Noboru F, Masayuki H. Dioxin and fly ash free incineration by ash pelletization and reburning. *Environ. Sci. Technol.* 2001;35:4313-4319.
54. Anna OL, William JL, Anthony SW, Ming HW. Spatial distribution of polybrominated diphenyl ethers and polychlorinated dibenzo-p-dioxins and dibenzofurans in soil and combusted residue at Guiyu, an electronic waste recycling site in southeast China. *Environ. Sci. Technol.* 2007;41:2730-2737.
55. Mohammad Al-Masum M. Plastic chokes Dhaka's drainage [Internet]. thethirdpole.net; 2018 [cited 29 August 2020] Available from: <https://www.thethirdpole.net/2018/04/09/plastic-chokes-dhakas-drainage/>.
56. Simon R. Plastic Pollution Affects Sea Life Throughout the Ocean [Internet]. PEW Trust; 2018 [cited 29 August 2020] Available from: <https://www.pewtrusts.org/en/research-and-analysis/articles/2018/09/24/plastic-pollution-affects-sea-life-throughout-the-ocean>.
57. Matthew R. Dead whale found with 40 kilograms of plastic bags in its stomach [Internet]. CNN; 2019 [cited 3 September 2020] Available from: <https://edition.cnn.com/2019/03/18/asia/dead-whale-philippines-40kg-plastic-stomach-intl-scli/index.html>.
58. David KAB, Francois G, Richard CT, Morton B. Accumulation and fragmentation of plastic debris in global environments. *Philos. Trans. R. Soc. Lond., B: Biol. Sci.* 2009;364:1985-1998.
59. Jenna RJ, Roland G, Chris W, et al. Plastic waste inputs from land into the ocean. *Science* 2015;347:768-771.
60. Erik VS, Matthew HE, Gary F. Origin, dynamics and evolution of ocean garbage patches from observed surface drifters. *Environ. Res. Lett.* 2012;7:044040.
61. Tim VE, Anna S. Plastic debris in rivers. *Wiley Interdiscip. Rev.: Water* 2020;7:e1398.
62. Our planet is drowning in plastic pollution [Internet]. UN Environment; 2018 [cited 10 September 2020] Available from: <https://www.unenvironment.org/interactive/beat-plastic-pollution/>.
63. Laurent CML, Joost VDZ, Jan-Willem D, Boyan S, Anthony A, Julia R. River plastic emissions to the world's oceans. *Nat. Commun.* 2017;8:15611.
64. Christian S, Tobias K, Stephan W. Export of Plastic Debris by Rivers into the Sea. *Environ. Sci. Technol.* 2017;51:12246-12253.
65. Md Munsur R, Tuhin G, Mashfiqus S, et al. Ganges-Brahmaputra-Meghna Delta, Bangladesh and India: A Transnational Mega-Delta in: *Deltas in the Anthropocene*: Palgrave Macmillan, Cham; 2020. p. 23-51.
66. Yueling Q, Xiaomei Y, Amalia MP, et al. Macro-and micro-plastics in soil-plant system: effects of plastic mulch film residues on wheat (*Triticum aestivum*) growth. *Sci. Total Environ.* 2018;645:1048-1056.
67. Richard CT, Ylva O, Richard PM, et al. Lost at sea: where is all the plastic? *Science(Washington)* 2004;304:838.

68. Courtney A, Joel B, Holly B. Proceedings of the International Research Workshop on the Occurrence, Effects and Fate of Microplastic Marine Debris; 9-11 September 2008; University of Washington Tacoma, Tacoma, WA, USA.
69. Matthew C, Pennie L, Claudia H, Tamara SG. Microplastics as contaminants in the marine environment: a review. *Mar. Pollut. Bull.* 2011;62:2588-2597.
70. Rachid D, Johnny G, Vincent R, Mohamed S, Nicolas R, Bruno T. Microplastic contamination in an urban area: a case study in Greater Paris. *Environ. Chem.* 2015;12:592-599.
71. Lisa SF, Mary AS. Contributing to marine pollution by washing your face: microplastics in facial cleansers. *Mar. Pollut. Bull.* 2009;58:1225-1228.
72. Tim OB, Richard CT. Degradation of plastic carrier bags in the marine environment. *Mar. Pollut. Bull.* 2010;60:2279-2283.
73. Francisco B, Martí C, Antonio Á, Carmen GB, Mercedes V. Microplastics' emissions: Microfibers' detachment from textile garments. *Environ. Pollut.* 2019;248:1028-1035.
74. Maeen MKA. Review and Outlook, 2020 Bangladesh Garments and Textile Industry [Internet]. Textile Focus; 2020 [cited 19 August 2020] Available from: <http://textilefocus.com/review-outlook-2020-bangladesh-garments-textile-industry/>.
75. Nikolaos E, Henrik G, Zbigniew K, et al. Atmospheric transport is a major pathway of microplastics to remote regions. *Nat. Commun.* 2020;11:1-11.
76. Juliana AIS, Monica FC. The present and future of microplastic pollution in the marine environment. *Environ. Pollut.* 2014;185:352-364.
77. Jean-Pierre WD, Moira G, Neil D, Peter SR. Widespread distribution of microplastics in subsurface seawater in the NE Pacific Ocean. *Mar. Pollut. Bull.* 2014;79:94-99.
78. Xiaoxia S, Junhua L, Mingliang Z, Yongfang Z, Bo Z. Microplastics in seawater and zooplankton from the Yellow Sea. *Environ. Pollut.* 2018;242:585-595.
79. Matthew C, Hannah W, Pennie KL, Elaine SF, Claudia H, Tamara SG. Isolation of microplastics in biota-rich seawater samples and marine organisms. *Sci. Reports* 2014;4:4528.
80. Yifan Z, Jingxi L, Wei C, et al. Distribution characteristics of microplastics in the seawater and sediment: a case study in Jiaozhou Bay, China. *Sci. Total Environ.* 2019;674:27-35.
81. Winnie CJ, Brian Q, Stefan FG, Andrew OM, Bhavani EN. Microplastic pollution identified in deep-sea water and ingested by benthic invertebrates in the Rockall Trough, North Atlantic Ocean. *Environ. Pollut.* 2017;231:271-280.
82. Julia T, Mari H, Jari-Pekka P, et al. Do wastewater treatment plants act as a potential point source of microplastics? Preliminary study in the coastal Gulf of Finland, Baltic Sea. *Water Sci. Technol.* 2015;72:1495-1504.
83. Giuseppe ADL, Alvise V, Andrea C, et al. Sea water contamination in the vicinity of the Italian minor islands caused by microplastic pollution. *Water* 2018;10:1108.
84. Weiwei Z, Shoufeng Z, Juying W, et al. Microplastic pollution in the surface waters of the Bohai Sea, China. *Environ. Pollut.* 2017;231:541-548.
85. Alessandra C, Costanza S, David C, et al. Microplastic in the surface waters of the Ross Sea (Antarctica): occurrence, distribution and characterization by FTIR. *Chemosphere* 2017;175:391-400.
86. Amy LL, Valentina T, Ian OC, Rick O. Microplastics in Arctic polar waters: the first reported values of particles in surface and sub-surface samples. *Sci. Reports* 2015;5:14947.
87. Claudia L, Lisa R, Melanie SM, et al. Spatial distribution of microplastics in sediments and surface waters of the southern North Sea. *Environ. Pollut.* 2019;252:1719-1729.
88. Lin Z, Huaiyu B, Bijuan C, Xuemei S, Keming Q, Bin X. Microplastic pollution in North Yellow Sea, China: Observations on occurrence, distribution and identification. *Sci. Total Environ.* 2018;636:20-29.
89. Natascha S, Delphine T, François G, Andrea P, Richard S. Occurrence of microplastics in surface waters of the Gulf of Lion (NW Mediterranean Sea). *Prog. Oceanogr.* 2018;163:214-220.
90. Ting W, Menghong H, Lili S, et al. Coastal zone use influences the spatial distribution of microplastics in Hangzhou Bay, China. *Environ. Pollut.* 2020;266:115137.
91. Young KS, Sang HH, Mi J, Gi MH, Won JS. Occurrence and distribution of microplastics in the sea surface microlayer in Jinhae Bay, South Korea. *Arch. Environ. Contam. Toxicol.* 2015;69:279-287.
92. Matthew C, Pennie L, Elaine F, et al. Microplastic ingestion by zooplankton. *Environ. Sci. Technol.* 2013;47:6646-6655.
93. Annika B, Frederic L, Martina S, Lothar E, Thomas B. Transfer of benzo [a] pyrene from microplastics to *Artemia nauplii* and further to zebrafish via a trophic food web experiment: CYP1A induction and visual tracking of persistent organic pollutants. *Environ. Toxicol. Chem.* 2016;35:1656-1666.
94. Christiana MB, Gwendolyn LL, Shelly LM, Charles JM. Plastic ingestion by planktivorous fishes in the North Pacific Central Gyre. *Mar. Pollut. Bull.* 2010;60:2275-2278.
95. Maria CF, Cristina P, Cristiana G, et al. Are baleen whales exposed to the threat of microplastics? A case study of the Mediterranean fin whale (*Balaenoptera physalus*). *Mar. Pollut. Bull.* 2012;64:2374-2379.
96. Guilherme VB F, Mário B, André RAL, Simon AM, Anne KSJ, Monica FC. High intake rates of microplastics in a Western Atlantic predatory fish, and insights of a direct fishery effect. *Environ. Pollut.* 2018;236:706-717.
97. Luís GAB, Luís RV, Lúcia G. Single and combined effects of microplastics and mercury on juveniles of the European seabass (*Dicentrarchus labrax*): changes in behavioural responses and reduction of swimming velocity and resistance time. *Environ. Pollut.* 2018;236:1014-1019.
98. Mark AB, Awantha D, Tamara SG, David ML, Richard CT. Ingested microscopic plastic translocates to the circulatory system of the mussel, *Mytilus edulis* (L.). *Environ. Sci. Technol.* 2008;42:5026-5031.
99. Fiona M, Phillip RC. Plastic contamination in the decapod crustacean *Nephrops norvegicus* (Linnaeus, 1758). *Mar. Pollut. Bull.* 2011;62:1207-1217.
100. Chelsea MR, Tomofumi K, Ida F, Swee JT. Early warning signs of endocrine disruption in adult fish from the ingestion of polyethylene with and without sorbed chemical pollutants from the marine environment. *Sci. Total Environ.* 2014;493:656-661.

101. Giacomo L, Annalaura M, Assja B, et al. Microplastics induce transcriptional changes, immune response and behavioral alterations in adult zebrafish. *Sci. Rep.* 2019;9:1-11.
102. Priyanka B, Sijie L, James PT, Pu Chun K. Physical adsorption of charged plastic nanoparticles affects algal photosynthesis. *J. Phys. Chem. C* 2010;114:16556-16561.
103. Lisbeth VC, Michiel C, Michiel BV, Colin RJ. Microplastics are taken up by mussels (*Mytilus edulis*) and lugworms (*Arenicola marina*) living in natural habitats. *Environ. Pollut.* 2015;199:10-17.
104. Erin RG, Joseph TT. Deposit-and suspension-feeding sea cucumbers (Echinodermata) ingest plastic fragments. *J. Exp. Mar. Biol. Ecol.* 2009;368:22-29.
105. Stefania P, Laura A. Mussels facilitate the sinking of microplastics to bottom sediments and their subsequent uptake by detritus-feeders. *Environ. Pollut.* 2020;266:115151.
106. Andrea AS, Yari T, Beatrice R, et al. Microplastic accumulation in benthic invertebrates in Terra Nova Bay (Ross Sea, Antarctica). *Environ. Int.* 2020;137:105587.
107. Valentina I, Vittorio P, Andrea S, Fabiana C. First evidence of microplastics ingestion in benthic amphipods from Svalbard. *Environ. Res.* 2019;179:108811.
108. Ika PP, Kevin T, Carmen GF, et al. Constraints and priorities for conducting experimental exposures of marine organisms to microplastics. *Front. Mar. Sci.* 2018;5:252.
109. Maria CF, Letizia M, Matteo B, et al. Fin whales and microplastics: The Mediterranean Sea and the Sea of Cortez scenarios. *Environ. Pollut.* 2016;209:68-78.
110. Maria CF, Daniele C, Matteo B, et al. Large filter feeding marine organisms as indicators of microplastic in the pelagic environment: the case studies of the Mediterranean basking shark (*Cetorhinus maximus*) and fin whale (*Balaenoptera physalus*). *Mar. Environ. Res.* 2014;100:17-24.
111. Guido B, Paolo V, Luigi P. First evaluation of microplastic content in benthic filter-feeders of the Gulf of La Spezia (Ligurian Sea). *J. Aquat. Food Prod. Technol.* 2018;27:284-291.
112. Lisbeth VC, Colin RJ. Microplastics in bivalves cultured for human consumption. *Environ. Pollut.* 2014;193:65-70.
113. Katrina LK, Benjamin M, Brendan PK, Symon A Dworjanyn. Ingestion of microplastic has limited impact on a marine larva. *Environ. Sci. Technol.* 2014;48:1638-1645.
114. Torre CD, Bergami E, Salvati A, et al. Accumulation and embryotoxicity of polystyrene nanoparticles at early stage of development of sea urchin embryos *Paracentrotus lividus*. *Environ. Sci. Technol.* 2014;48:12302-12311.
115. Nobre CR, Santana MFM, Maluf A, et al. Assessment of microplastic toxicity to embryonic development of the sea urchin *Lytechinus variegatus* (Echinodermata: Echinoidea). *Mar. Pollut. Bull.* 2015;92:99-104.
116. Jean-Pierre WD, Moira G, Peter SR. Ingestion of microplastics by zooplankton in the Northeast Pacific Ocean. *Arch. Environ. Contam. Toxicol.* 2015;69:320-330.
117. Nikoletta D, Catherine T, Michele T, Aikaterini A, Christina Z. Microplastics in mussels and fish from the Northern Ionian Sea. *Mar. Pollut. Bull.* 2018;135:30-40.
118. Juan B, José MA, Ariana MC, Victoria B, Concepción MG. Ingestion of microplastics by demersal fish from the Spanish Atlantic and Mediterranean coasts. *Mar. Pollut. Bull.* 2016;109:55-60.
119. Filipa B, Pablo B, João MN, et al. Occurrence of microplastics in commercial fish from a natural estuarine environment. *Mar. Pollut. Bull.* 2018;128:575-584.
120. Khalida J, Lei S, Jiana L, et al. Microplastics and mesoplastics in fish from coastal and fresh waters of China. *Environ. Pollut.* 2017;221:141-149.
121. Andrea C, Stefano M, Marco M, et al. Interaction between loggerhead sea turtles (*Caretta caretta*) and marine litter in Sardinia (Western Mediterranean Sea). *Mar. Environ. Res.* 2014;100:25-32.
122. Christopher KP, Yasmina R, Axelle D, et al. Plastic ingestion in oceanic-stage loggerhead sea turtles (*Caretta caretta*) off the North Atlantic subtropical gyre. *Mar. Pollut. Bull.* 2017;121:222-229.
123. Paula ST, Juliana AIS, Gilberto F. Is marine debris ingestion still a problem for the coastal marine biota of southern Brazil? *Mar. Pollut. Bull.* 2010;60:396-401.
124. Alexandra GMC, Colette RT, Kathryn LEB, Cherie AM, Ellen A, Jon EB. Ingestion of microplastic debris by green sea turtles (*Chelonia mydas*) in the Great Barrier Reef: Validation of a sequential extraction protocol. *Mar. Pollut. Bull.* 2018;127:743-751.
125. Françoise A, Delphine B, Olivier H, et al. Microplastic pollution in the Greenland Sea: Background levels and selective contamination of planktivorous diving seabirds. *Environ. Pollut.* 2016;219:1131-1139.
126. Jennifer FP, Jesse CV, Stephanie AG, Birgit MB, Mark LM. Garbage in guano? Microplastic debris found in faecal precursors of seabirds known to ingest plastics. *Sci. Total Environ.* 2018;644:1477-1484.
127. Madelaine PTB, Jennifer FP, Julia EB, Mark LM, Jesse CV. Breeding seabirds as vectors of microplastics from sea to land: evidence from colonies in Arctic Canada. *Sci. Total Environ.* 2020;142808.
128. Maria CF, Matteo B, Cristina P, et al. Are whale sharks exposed to persistent organic pollutants and plastic pollution in the Gulf of California (Mexico)? First ecotoxicological investigation using skin biopsies. *Comp. Biochem. Physiol. C: Toxicol. Pharmacol.* 2017;199:48-58.
129. Battaglia FM, Beckingham BA, McFee WE. First report from North America of microplastics in the gastrointestinal tract of stranded bottlenose dolphins (*Tursiops truncatus*). *Mar. Pollut. Bull.* 2020;160:111677.
130. Sarah EN, Tamara SG, Brendan JG, Dan SJ, Penelope KL. Investigating microplastic trophic transfer in marine top predators. *Environ. Pollut.* 2018;238:999-1007.
131. Amy LL, Gema HM, Joanne OB, Simon B, Ian OC, Rick O. Microplastic and macroplastic ingestion by a deep diving, oceanic cetacean: the True's beaked whale *Mesoplodon mirus*. *Environ. Pollut.* 2015;199:185-191.
132. Chris ET, Anderson JMA, Sergio NK, Julia AT, Frederick SVS. Components of plastic: experimental studies in animals and relevance for human health. *Philos. Trans. R. Soc. B: Biol. Sci.* 2009;364:2079-2096.
133. Jörg O, Ulrike SO, Werner K, et al. A critical analysis of

- the biological impacts of plasticizers on wildlife. *Philos. Trans. R. Soc. B: Biol. Sci.* 2009;364:2047-2062.
134. Emma LT, Jovita MS, Detlef RUK, et al. Transport and release of chemicals from plastics to the environment and to wildlife. *Philos. Trans. R. Soc. B: Biol. Sci.* 2009;364:2027-2045.
 135. Adil B, Steven JR, Richard CT. Transport of persistent organic pollutants by microplastics in estuarine conditions. *Estuar. Coast. Shelf Sci.* 2014;140:14-21.
 136. Lucia P, Carlo GA, Maria EG, et al. Microplastics as vehicles of environmental PAHs to marine organisms: combined chemical and physical hazards to the Mediterranean mussels, *Mytilus galloprovincialis*. *Front. Mar. Sci.* 2018;5:103.
 137. Chelsea MR, Eunha H, Tomofumi K, Swee JT. Ingested plastic transfers hazardous chemicals to fish and induces hepatic stress. *Sci. Rep.* 2013;3:3263.
 138. Esther GG, John R, Edel OE, Ragnar LO. Microplastics in Fish and Shellfish—A Threat to Seafood Safety? *J. Aquat. Food Prod. Technol.* 2020;29:417-425.
 139. Giuseppe B, Martina OB. Ten inconvenient questions about plastics in the sea. *Environ. Sci. Policy* 2018;85:146-154.
 140. Marcus E, Max L, Tim K, et al. Microplastic sampling with the AVANI trawl compared to two neuston trawls in the Bay of Bengal and South Pacific. *Environ. Pollut.* 2018;232:430-439.
 141. M Shahadat H, Faisal S, Mohammad Nasir U, et al. Microplastics in fishes from the Northern Bay of Bengal. *Sci. Total Environ.* 2019;690:821-830.
 142. M Shahadat H, M Shajjadur R, Mohammad Nasir U, et al. Microplastic contamination in Penaeid shrimp from the Northern Bay of Bengal. *Chemosphere* 2020;238:124688.
 143. Gawsia WC, Heather JK, Emily D, et al. Plastic pollution in aquatic systems in Bangladesh: a review of current knowledge. *Sci. Total Environ.* 2020;743:143285.
 144. Alencastro D. Pollution due to plastics and microplastics in Lake Geneva and in the Mediterranean Sea. *Arch. Sci.* 2012;65:157-164.
 145. Marcus E, Sherri M, Stiv W, et al. Microplastic pollution in the surface waters of the Laurentian Great Lakes. *Mar. Pollut. Bull.* 2013;77:177-182.
 146. Christopher MF, Olaf PJ, Sherri AM, Marcus E, Nicholas JW, Bazartseren B. High-levels of microplastic pollution in a large, remote, mountain lake. *Mar. Pollut. Bull.* 2014;85:156-163.
 147. Chrysoula S, Calarke B, Calarke GD. Microplastics in the Marine Environment: Investigating Possible Sources, Presence and Abundance; in Poster presented at Student Research Meeting 2010.
 148. Moore CJ, Lattin GL, Zellers AF. Quantity and type of plastic debris flowing from two urban rivers to coastal waters and beaches of Southern California. *J. Integr. Coastal Zone Manage.* 2011;11:65-73.
 149. Aaron L, Hubert K, Franz LL, et al. The Danube so colourful: a potpourri of plastic litter outnumbers fish larvae in Europe's second largest river. *Environ. Pollut.* 2014;188:177-181.
 150. Lance TY, Elizabeth AF, Ana CPR, Sutapa G, Courtney D Arthur. Microplastics in four estuarine rivers in the Chesapeake Bay, USA. *Environ. Sci. Technol.* 2014;48:14195-14202.
 151. Xiong X, Kai Z, Xianchuan C, Huahong S, Ze L, Chenxi W. Sources and distribution of microplastics in China's largest inland lake—Qinghai Lake. *Environ. Pollut.* 2018;235:899-906.
 152. Maria S, Loris P, Francesca L, et al. Microplastic pollution in the surface waters of Italian Subalpine Lakes. *Environ. Pollut.* 2018;236:645-651.
 153. Florian F, Colin D, Olivier W, Manuel K, Luiz FDA. Plastic pollution in Swiss surface waters: nature and concentrations, interaction with pollutants. *Environ. Chem.* 2015;12:582-591.
 154. Elke KF, Lisa P, Elisa C, Matthias T. Microplastic pollution in lakes and lake shoreline sediments—a case study on Lake Bolsena and Lake Chiusi (central Italy). *Environ. Pollut.* 2016;213:648-657.
 155. Maciej Z, Patricia LC, Alexandra H. Comparison of the distribution and degradation of plastic debris along shorelines of the Great Lakes, North America. *J. Great Lakes Res.* 2014;40:288-299.
 156. Hannes KI, Natalia PI, Johannes S, Reinhard N, Christian L. Contamination of beach sediments of a subalpine lake with microplastic particles. *Curr. Biol.* 2013;23:R867-R868.
 157. Anika B, Patricia LC, Odile M, Paul AH, Fred JL. Sources and sinks of microplastics in Canadian Lake Ontario nearshore, tributary and beach sediments. *Mar. Pollut. Bull.* 2016;110:383-395.
 158. Rowshyra AC, Suncica A, M Anouk S, Anthony R. Microplastic pollution in St. Lawrence river sediments. *Can. J. Fish. Aquat. Sci.* 2014;71:1767-1771.
 159. Alice AH, Claus S, Richard JW, David JS, Elma L. Large microplastic particles in sediments of tributaries of the River Thames, UK—Abundance, sources and methods for effective quantification. *Mar. Pollut. Bull.* 2017;114:218-226.
 160. Thomas M, Armin H, Ulrich W, Patricia BH. Microplastics profile along the Rhine River. *Sci. Rep.* 2015;5:1-7.
 161. Sascha K. Microplastics in freshwater systems: Analysis, occurrence, and sorption of organic contaminants [dissertation]. Saechsische Landesbibliothek-Staats-und Universitaetsbibliothek Dresden; 2016.
 162. Rachid D, Hannes I, Wilfried S, et al. Beyond the ocean: contamination of freshwater ecosystems with (micro-) plastic particles. *Environ. Chem.* 2015;12:539-550.
 163. M Van der W, M Van der M, Tweehuisen G, et al. Identification and Assessment of Riverine Input of (Marine) Litter Final Report for the European Commission DG Environment under Framework Contract No ENV. 2015.
 164. Saeed SS, Richard CT. On the quantity and composition of floating plastic debris entering and leaving the Tamar Estuary, Southwest England. *Mar. Pollut. Bull.* 2014;81:55-60.
 165. Amanda MC, Timothy JH, Sherri AM, Joseph S, John JK. Microplastic is an abundant and distinct microbial habitat in an urban river. *Environ. Sci. Technol.* 2014;48:11863-11871.
 166. Matthias CR. Microplastic in terrestrial ecosystems and the soil? *Environ. Sci. Technol.* 2012;46:6453-6454.
 167. Heather L, Miriam M, De Kreuk MK, Dick V. Verkennende studie naar lozing van microplastics door rwzi's. *H₂O* 2012;44.
 168. Jacqueline SSC, José DBS, Elton JF, Maria CBA, Felipe G. Microplastics ingestion by a common tropical freshwater fishing resource. *Environ. Pollut.* 2017;221:218-226.
 169. Gerd L, Elisabeth L. Non-pollen particulates in honey and

- sugar. *Food Addit. Contam.: Part A* 2013;30:2136-2140.
170. Gerd L, Elisabeth L. Synthetic particles as contaminants in German beers. *Food Addit. Contam.: Part A* 2014;31:1574-1578.
 171. Maria EI, Juan AC, Andres F. Microplastics in Spanish table salt. *Sci. Rep.* 2017;7:1-7.
 172. Abu Musa MMA, Kingshuk R. Utilization and conservation of water resources in Bangladesh. *J. Dev. in Sustainable Agric.* 2007;2:35-44.
 173. Ee-Ling N, Esperanza HL, Simon ME, et al. An overview of microplastic and nanoplastic pollution in agroecosystems. *Sci. Total Environ.* 2018;627:1377-1388.
 174. Luca N, Gianbattista B, Martyn NF, Dan B, Paul GW. A theoretical assessment of microplastic transport in river catchments and their retention by soils and river sediments. *Environ. Sci. Process Impacts* 2016;18:1050-1059.
 175. Luca N, Martyn F, Sindre L. Are agricultural soils dumps for microplastics of urban origin? *Environ. Sci. Technol.* 2016;50:10777-10779.
 176. Pinjing H, Liyao C, Liming S, Hua Z, Fan L. Municipal solid waste (MSW) landfill: A source of microplastics?-Evidence of microplastics in landfill leachate. *Water Res.* 2019;159:38-45.
 177. Sherri AM, Danielle G, Rebecca S, et al. Microplastic pollution is widely detected in US municipal wastewater treatment plant effluent. *Environ. Pollut.* 2016;218:1045-1054.
 178. Frank S, Volker D, Anja B, et al. Tire abrasion as a major source of microplastics in the environment. *Aerosol Air Qual. Res* 2018;18:2014-2028.
 179. Yooeun C, Youn-Joo A. Current research trends on plastic pollution and ecological impacts on the soil ecosystem: A review. *Environ. Pollut.* 2018;240:387-395.
 180. Rachel RH, Luca N. Fate and occurrence of micro (nano) plastics in soils: Knowledge gaps and possible risks. *Curr. Opin. Environ. Sci. Health* 2018;1:6-11.
 181. Shima Z, Anupama K, Peta AN, Frederic DLL. Environmentally relevant concentrations of polyethylene microplastics negatively impact the survival, growth and emergence of sediment-dwelling invertebrates. *Environ. Pollut.* 2018;236:425-431.
 182. Mónica GL, Sandrine S, Dolores T. Movement response of Collembola to the excreta of two earthworm species: Importance of ammonium content and nitrogen forms. *Soil Biol. Biochem.* 2011;43:55-62.
 183. Neil JV. Animal communication: when i'm calling you, will you answer too? *Curr. Biol.* 2017;27:R713-R715.
 184. Anderson ASM, Chung WL, Jennifer T, et al. Impacts of microplastics on the soil biophysical environment. *Environ. Sci. Technol.* 2018;52:9656-9665.
 185. Zhang GS, Zhang FX, Li XT. Effects of polyester microfibers on soil physical properties: Perception from a field and a pot experiment. *Sci. Total Environ.* 2019;670:1-7.
 186. Hongfei L, Xiaomei Y, Guobin L, et al. Response of soil dissolved organic matter to microplastic addition in Chinese loess soil. *Chemosphere* 2017;185:907-917.
 187. Dan Z, Liu HB, Ma ZM, et al. Effect of residual plastic film on soil nutrient contents and microbial characteristics in the farmland. *Sci. Agric. sin.* 2017;50:310-319.
 188. Yong W, Chenxi W, Qiang X, Xinminnan H. Effects of plastic contamination on water evaporation and desiccation cracking in soil. *Sci. Total Environ.* 2019;654:576-582.
 189. Yi H, Yanran Z, Jie W, Mengjun Z, Weiqian J, Xiao Q. LDPE microplastic films alter microbial community composition and enzymatic activities in soil. *Environ. Pollut.* 2019;254:112983.
 190. Julia K, Sven S, Nikolaj M, Christiane Z. Microplastics reduce short-term effects of environmental contaminants. Part II: polyethylene particles decrease the effect of polycyclic aromatic hydrocarbons on microorganisms. *Int. J. Environ. Res. Public Health* 2018;15:287.
 191. Simonetta R, Stefano M, Alberto B, Amilcare P. Modeling soil moisture and oxygen effects on soil biogeochemical cycles including dissimilatory nitrate reduction to ammonium (DNRA). *Adv. Water Resour.* 2013;62:106-124.
 192. Stavros DV, John MH, Matthias CR. Extinction risk of soil biota. *Nat. Commun.* 2015;6:1-10.
 193. Zacharias S, Aaron K, Katherine M, Gabriele ES. A simple method for the selective quantification of polyethylene, polypropylene, and polystyrene plastic debris in soil by pyrolysis-gas chromatography/mass spectrometry. *J. Anal. Appl. Pyrolysis* 2020104803.
 194. Wang Z, Li X, Shi H. Effects of residual plastic film on soil hydrodynamic parameters and soil structure. *Trans. Chin. Soc. Agric. Mach.* 2015;46:101-106.
 195. Jia L, Kaina Z, Hua Z. Adsorption of antibiotics on microplastics. *Environ. Pollut.* 2018;237:460-467.
 196. Andrew JRW, Ceri L, Rhys MG, et al. Uptake and retention of microplastics by the shore crab *Carcinus maenas*. *Environ. Sci. Technol.* 2014;48:8823-8830.
 197. Esperanza HL, Binita T, Xiaomei Y, et al. Decay of low-density polyethylene by bacteria extracted from earthworm's guts: A potential for soil restoration. *Sci. Total Environ.* 2018;624:753-757.
 198. Panebianco A, Nalbone L, Giarratana F, Ziino G. First discoveries of microplastics in terrestrial snails. *Food Control* 2019;106:106722.
 199. Yongfeng D, Yan Z, Bernardo L, Hongqiang R. Tissue accumulation of microplastics in mice and biomarker responses suggest widespread health risks of exposure. *Sci. Rep.* 2017;7:46687.
 200. Elma L, Alexander W, Alice AH, David JS, Claus S. Microplastic particles reduce reproduction in the terrestrial worm *Enchytraeus crypticus* in a soil exposure. *Environ. Pollut.* 2019;255:113174.
 201. Joao PC, Patricia SMS, Armando CD, Teresa RS. (Nano) plastics in the environment—sources, fates and effects. *Sci. Total Environ.* 2016;566:15-26.
 202. Liang L, Zhiqin W, Ting L, Zhengwei F, Yuanxiang J. Polystyrene microplastics induce gut microbiota dysbiosis and hepatic lipid metabolism disorder in mice. *Sci. Total Environ.* 2018;631:449-458.
 203. Sare A, Peter MN. Colloidal suspensions of clay or titanium dioxide nanoparticles can inhibit leaf growth and transpiration via physical effects on root water transport. *Plant Cell Environ.* 2009;32:577-584.
 204. Anderson ASM, Chung WL, Werner K, et al. Microplastics

- can change soil properties and affect plant performance. *Environ. Sci. Technol.* 2019;53:6044-6052.
205. Madhur G, Rashid F. Dynamics of rural growth in Bangladesh: Sustaining poverty reduction. World Bank Publications; 2016.
 206. Ministry of Fisheries and Livestock (Chapter 10). 2019; Available from: https://mof.gov.bd/sites/default/files/files/mof.portal.gov.bd/budget_mof/d9f53c16_c377_420a_9ba4_271ef1396986/G-1_09_144_Fisheries_English.pdf.
 207. Md Ali, Craig M. Climate-smart agriculture in Bangladesh. 2017; Available from: <https://climateknowledgeportal.worldbank.org/sites/default/files/2019-06/CSA-in-Bangladesh.pdf>.
 208. Ana LPS, Joana CP, Tony RW, et al. Increased plastic pollution due to Covid-19 pandemic: challenges and recommendations. *Chem. Eng. J.* 2020;405:126683.
 209. Joana CP, Ana LPS, Tony RW, Armando CD, Teresa RS. COVID-19 pandemic repercussions on the use and management of plastics. *Environ. Sci. Technol.* 2020;54:7760-7765.
 210. Ajmeri JR, Joshi AC, Nonwoven materials and technologies for medical applications in: Handbook of Medical Textiles: Elsevier; 2011. p. 106-131.
 211. Oluniyi OF, Elvis DO. Covid-19 face masks: A potential source of microplastic fibers in the environment. *Sci. Total Environ.* 2020;737:140279.
 212. Jiří JK, Yee VF, Raymond RT, Peng J. Minimising the present and future plastic waste, energy and environmental footprints related to COVID-19. *Renew. Sust. Energ. Rev.* 2020;127:109883.
 213. ESDO's Online Press Briefing on COVID-19 Pandemic Outbreak 14,500 Tons of Hazardous Plastic Waste in a Month [Internet]. ESDO; 2020 [cited 4 September 2020] Available from: <https://esdo.org/esdos-online-press-briefing-on-hazardous-plastic-waste-generation-in-a-month-during-covid-19-pandemic/>.
 214. Mohammad H, Pragyan PG, Animesh D, The Valorization of Plastic Via Thermal Means: Industrial Scale Combustion Methods in: Plastics to Energy: Elsevier; 2019. p. 295-312.
 215. Dave F. COVID-19 Has Worsened the Ocean Plastic Pollution Problem [Internet]. Scientific American; 2020 [cited 8 September 2020] Available from: <https://www.scientificamerican.com/article/covid-19-has-worsened-the-ocean-plastic-pollution-problem/>.
 216. Tanvir C. Alarming plastic pollution of Bangladesh rivers [Internet]. The Financial Express; 2019 [cited 27 August 2020] Available from: <https://www.youtube.com/watch?v=oJcfdIJ36xE>.
 217. Sharareh D, Farid M, Razegheh A. Microplastic pollution in deposited urban dust, Tehran metropolis, Iran. *Environ. Sci. Pollut. Res.* 2017;24:20360-20371.
 218. Rashad A. Plastic pollution poses threat to Bangladesh [Internet]. NEWAGE Bangladesh; 2019 [cited 3 September 2020] Available from: <https://www.newagebd.net/article/83179/plastic-pollution-poses-threat-to-bangladesh#:~:text=Waste%20Concern%2C%20an%20award%2Dwinning,dumped%20in%20marine%20environment%20annually.>
 219. Rolf UH. Plastics and health risks. *Annu. Rev. Public Health* 2010;31:179-194.
 220. José AB, María FOS, Mercedes V, Vicente P, Nicolás O. Xenoestrogens released from lacquer coatings in food cans. *Environ. Health Perspect.* 1995;103:608-612.
 221. Jeong-Hun K, Kazunori K, Fusao K. Factors influencing the migration of bisphenol A from cans. *J. Food Prot.* 2003;66:1444-1447.
 222. Nicolás O, Rosa P, Pilar P, et al. Estrogenicity of resin-based composites and sealants used in dentistry. *Environ. Health Perspect.* 1996;104:298-305.
 223. Janet R. Food for thought: what's coming out of baby's bottle. *Sci. News Online* 1999;156:1-4.
 224. Brian J. Heavy metals in soils: trace metals and metalloids in soils and their bioavailability. Vol. 22. Springer Science & Business Media; 2012.
 225. Kenji M, Tetsuya T, Takashi A, et al. Thyroid hormone action is disrupted by bisphenol A as an antagonist. *J. Clin. Endocrinol. Metab.* 2002;87:5185-5190.
 226. Horacio AR, Noelia S, Clarisa GS, Mónica MT, Enrique HL. Neonatal exposure to bisphenol A reduces the pool of primordial follicles in the rat ovary. *Reprod. Toxicol.* 2010;30:550-557.
 227. Brazier Y, Falck S. How does bisphenol A affect health? [Internet]. Medical News Today; 2017 [cited 1 September 2020] Available from: <https://www.medicalnewstoday.com/articles/221205>.
 228. Xiaoqian G, Hong-Sheng W. Impact of bisphenol A on the cardiovascular system—Epidemiological and experimental evidence and molecular mechanisms. *Int. J. Environ. Res. Public Health* 2014;11:8399-8413.
 229. Nancy C, Matías P, Osvaldo P, et al. Evidence to suggest glutamic acid involvement in Bisphenol A effect at the hypothalamic level in prepubertal male rats. *Neuro Endocrinol. Lett.* 2010;31:512.
 230. Julia RB. Trumped Treatment?: BPA Blocks Effects of Breast Cancer Chemotherapy Drugs. *Environ. Health Perspectives* 2009;117:A75.
 231. Yumiko I, Osamu T, Yasushi T, Yoshimasa K, Yuji T. Determination of bisphenol A concentrations in human biological fluids reveals significant early prenatal exposure. *Hum. Reprod.* 2002;17:2839-2841.
 232. Gilbert S, Werner W, Hartmut H, Chris ET, Martin P, Ibrahim C. Parent bisphenol A accumulation in the human maternal-fetal-placental unit. *Environ. Health Perspect.* 2002;110:A703-A707.
 233. Antonia MC, Zsuzsanna K, John AR, Samuel PC, John E, Larry LN. Urinary concentrations of bisphenol A and 4-nonylphenol in a human reference population. *Environ. Health Perspect.* 2005;113:391-395.
 234. Judy SL, Daniel QN. Bisphenol A (BPA) daily intakes in the United States: estimates from the 2003–2004 NHANES urinary BPA data. *J. Expo. Sci. Environ. Epidemiol.* 2008;18:608-615.
 235. Wade VW, Kristina AT, Barbara MJ, Julia AT, Edward MC, Frederick SS. Large effects from small exposures. I. Mechanisms for endocrine-disrupting chemicals with estrogenic activity. *Environ. Health Perspect.* 2003;111:994-1006.
 236. Laura NV, Maricel VM, Carlos S, Beverly SR, Ana MS. Bisphenol-A and the great divide: a review of controversies in the field of endocrine disruption. *Endocr. Rev.* 2009;30:75-95.

237. Michael AK. Phthalate risks, phthalate regulation, and public health: a review. *J. Toxicol. Environ. Health, Part B* 2009;12: 157-174.
238. Giuseppe L. Monitoring phthalate exposure in humans. *Clin. Chim. Acta* 2005;361:20-29.
239. Sheela S, Catherine JK, Paula L, et al. Baby care products: possible sources of infant phthalate exposure. *Pediatrics* 2008;121:e260-e268.
240. Joel AT, Ted S, Tee G, Michael MC, Mark R. Health risks posed by use of Di-2-ethylhexyl phthalate (DEHP) in PVC medical devices: A critical review. *Am. J. Ind. Med.* 2001;39:100-111.
241. Ecospearbd. Bangladesh: world leader in banning the plastic bag [Internet]. 2013 [cited 9 September 2020] Available from: <https://ecospearbd.com/bangladesh-world-leader-in-banning-plastic-bags/>.
242. ESDO. "Beat the Plastic Pollution, Ban the Bag" Bangladesh NGO Pioneering Move to Worldwide Plastic Bag Ban [Internet]. ESDO; 2018 [cited 9 September 2020] Available from: <https://esdo.org/beat-the-plastic-pollution-ban-the-bag-bangladesh-ngo-pioneering-move-to-worldwide-plastic-bag-ban/>.
243. TIB for enforcing law to prevent plastic pollution [Internet]. The Daily Star; 2018 [cited 9 September 2020] Available from: <https://www.thedailystar.net/environment/environment-pollution-in-bangladesh-tib-for-enforcing-law-1586275>.
244. Polythene choking drains, water bodies for lack of monitoring [Internet]. The Daily Star; 2011 [cited 8 September 2020] Available from: <https://www.thedailystar.net/news-detail-198253>.