



MIT Open Access Articles

Precision Measurement of the $p(e, ep)$ Reaction at Threshold

The MIT Faculty has made this article openly available. **Please share** how this access benefits you. Your story matters.

Citation	Chirapatpimol, K., M.H. Shabestari, R.A. Lindgren, L.C. Smith, J.R.M. Annand, D.W. Higinbotham, B. Moffit, et al. "Precision Measurement of the $p(e, ep)$ Reaction at Threshold." Physical Review Letters 114, no. 19 (May 2015). © 2015 American Physical Society
As Published	http://dx.doi.org/10.1103/PhysRevLett.114.192503
Publisher	American Physical Society
Version	Final published version
Accessed	Mon Mar 18 21:34:52 EDT 2019
Citable Link	http://hdl.handle.net/1721.1/96985
Terms of Use	Article is made available in accordance with the publisher's policy and may be subject to US copyright law. Please refer to the publisher's site for terms of use.
Detailed Terms	

Precision Measurement of the $p(e, e'p)\pi^0$ Reaction at Threshold

K. Chirapatpimol,^{1,2} M.H. Shabestari,^{1,3} R.A. Lindgren,¹ L.C. Smith,¹ J.R.M. Annand,⁴ D.W. Higinbotham,⁵ B. Moffit,⁵ V. Nelyubin,¹ B.E. Norum,¹ K. Allada,⁶ K. Aniol,⁷ K. Ardashev,¹ D.S. Armstrong,⁸ R.A. Arndt,^{9,*} F. Benmokhtar,¹⁰ A.M. Bernstein,⁶ W. Bertozzi,⁶ W.J. Briscoe,⁹ L. Bimbot,¹¹ A. Camsonne,⁵ J.-P. Chen,⁵ S. Choi,¹² E. Chudakov,⁵ E. Cisbani,¹³ F. Cusanno,¹³ M.M. Dalton,⁵ C. Dutta,¹⁴ K. Egiyan,^{15,*} C. Fernández-Ramírez,⁵ R. Feuerbach,⁵ K.G. Fissum,¹⁶ S. Frullani,¹³ F. Garibaldi,¹³ O. Gayou,⁶ R. Gilman,¹⁷ S. Gilad,⁶ J. Goity,¹⁸ J. Gomez,⁵ B. Hahn,⁸ D. Hamilton,⁴ J.-O. Hansen,⁵ J. Huang,⁶ R. Igarashi,¹⁹ D. Ireland,⁴ C.W. de Jager,^{5,1} X. Jin,¹ X. Jiang,¹⁷ T. Jinasundera,¹ J. Kellie,⁴ C.E. Keppel,¹⁸ N. Kolb,¹⁹ J. LeRose,⁵ N. Liyanage,¹ K. Livingston,⁴ D. McNulty,^{20,21} L. Mercado,²⁰ R. Michaels,⁵ M. Mihovilović,²² S. Qian,⁶ X. Qian,²³ S. Mailyan,¹⁵ V. Mamyan,²⁴ S. Marrone,¹³ P. Monaghan,⁶ S. Nanda,⁵ C.F. Perdrisat,⁸ E. Piasetzky,²⁵ D. Protopopescu,⁴ V. Punjabi,²⁶ Y. Qiang,⁶ I.A. Rachek,²⁷ A. Rakhman,²⁸ S. Riordan,^{20,36} G. Ron,^{29,30} G. Rosner,⁴ A. Saha,^{5,*} B. Sawatzky,^{31,5} A. Shahinyan,¹⁵ S. Širca,^{32,22} N. Sparveris,^{6,31} R.R. Subedi,³³ R. Suleiman,⁶ I. Strakovsky,⁹ V. Sulkosky,^{6,5} J. Moineau,³⁴ H. Voskanyan,¹⁵ K. Wang,¹ Y. Wang,¹⁷ J. Watson,³³ D. Watts,³⁵ B. Wojtsekhowski,⁵ R.L. Workman,⁹ H. Yao,³¹ X. Zhan,⁶ and Y. Zhang⁶

(Hall A Collaboration)

¹University of Virginia, Charlottesville, Virginia 22904, USA

²Chiang Mai University, Chiang Mai, Thailand 50200

³Mississippi State University, Starkville, Mississippi 39762, USA

⁴University of Glasgow, Glasgow, G12 8QQ Scotland, United Kingdom

⁵Thomas Jefferson National Accelerator Facility, Newport News, Virginia 23606, USA

⁶Massachusetts Institute of Technology, Cambridge, Massachusetts 02139, USA

⁷California State University, Los Angeles, Los Angeles, California 90032, USA

⁸College of William and Mary, Williamsburg, Virginia 23187, USA

⁹The George Washington University, Washington, D.C. 20052, USA

¹⁰Duquesne University, Pittsburgh, Pennsylvania 15282, USA

¹¹Institut de Physique Nucleaire, F-91406 Orsay Cedex, France

¹²Seoul National University, Seoul 151-747, Korea

¹³Istituto Nazionale di Fisica Nucleare, Sezione Sanità, I-00161 Rome, Italy

¹⁴University of Kentucky, Lexington, Kentucky 40506, USA

¹⁵Yerevan Physics Institute, Yerevan, 0036 Armenia

¹⁶University of Lund, Box 118, SE-221 00 Lund, Sweden

¹⁷Rutgers University, New Brunswick, New Jersey 08903, USA

¹⁸Hampton University, Hampton, Virginia 23668, USA

¹⁹University of Saskatchewan, Saskatoon, Canada S7N 0W0

²⁰University of Massachusetts, Amherst, Massachusetts 01003, USA

²¹Idaho State University, Pocatello, Idaho, 83209, USA

²²Jozef Stefan Institute, SI-1000 Ljubljana, Slovenia

²³Duke University, Durham, North Carolina 27708, USA

²⁴Carnegie Mellon University, Pittsburgh, Pennsylvania 15213, USA

²⁵Tel Aviv University, Tel Aviv 69978, Israel

²⁶Norfolk State University, Norfolk, Virginia 23504, USA

²⁷Budker Institute, 630090 Novosibirsk, Russia

²⁸Syracuse University, Syracuse, New York 13244, USA

²⁹Lawrence Berkeley National Lab, Berkeley, California 94720, USA

³⁰Racah Institute of Physics, Hebrew University of Jerusalem, Jerusalem, Israel 91904

³¹Temple University, Philadelphia, PA 19122 USA

³²University of Ljubljana, 1000 Ljubljana, Slovenia

³³Kent State University, Kent, Ohio 44242, USA

³⁴Universidad Complutense de Madrid, Madrid 98040, Spain

³⁵University of Edinburgh, Edinburgh, EH8 9YL Scotland, United Kingdom

³⁶Stony Brook University, Stony Brook, New York 11794, USA

(Received 19 February 2015; revised manuscript received 12 April 2015; published 13 May 2015)

New results are reported from a measurement of π^0 electroproduction near threshold using the $p(e, e'p)\pi^0$ reaction. The experiment was designed to determine precisely the energy dependence of s - and p -wave electromagnetic multipoles as a stringent test of the predictions of chiral perturbation theory (ChPT). The data were taken with an electron beam energy of 1192 MeV using a two-spectrometer setup in Hall A at Jefferson Lab. For the first time, complete coverage of the ϕ_π^* and θ_π^* angles in the $p\pi^0$ center of mass was obtained for invariant energies above threshold from 0.5 up to 15 MeV. The 4-momentum transfer Q^2 coverage ranges from 0.05 to 0.155 (GeV/c)² in fine steps. A simple phenomenological analysis of our data shows strong disagreement with p -wave predictions from ChPT for $Q^2 > 0.07$ (GeV/c)², while the s -wave predictions are in reasonable agreement.

DOI: 10.1103/PhysRevLett.114.192503

PACS numbers: 25.30.Rw, 12.39.Fe, 13.60.Le

Neutral pion production from the proton vanishes in the chiral limit of zero quark masses and pion momenta $p_\pi \rightarrow 0$. As a result, the reaction at threshold is particularly sensitive to nonperturbative mechanisms within QCD which break chiral symmetry. It is also experimentally the most challenging to study. Pion photo- and electroproduction experiments are now producing data of unprecedented precision to test chiral perturbation theory (ChPT), the low-energy effective field theory of QCD [1]. ChPT treats the spontaneous and explicit chiral symmetry breaking in terms of a perturbative expansion in small momenta and quark masses, and makes predictions for the s - and p -wave multipoles for the $\gamma N \rightarrow \pi N$ reaction in the near-threshold region. Within ChPT, the internal structure of the pion and nucleon is systematically parametrized by low energy constants (LEC), while the long-range external πN dynamics are fixed by the underlying chiral symmetry. Once the LECs are determined by experiment near threshold, the convergence of the chiral expansion can be tested by comparing predictions with data taken at energies above threshold.

Recently, π^0 photoproduction cross-section and polarized photon beam-asymmetry (Σ) data from the MAMI A2/CB-TAPS experiment [2] were used to test two versions of ChPT. The relativistic ChPT calculation (RChPT/ χ MAID) [3–5] has been carried out to $O(p_\pi^4)$, while the non-relativistic heavy baryon ChPT calculation (HBChPT) is of $O(p_\pi^4)$ for photoproduction (BKM01) [6] but only of $O(p_\pi^3)$ for p waves in electroproduction (BKM96) [7]. Both the BKM01 and RChPT calculations, after fits of LECs to the data, were compatible with the experimental multipoles E_{0+} , E_{1+} , M_{1+} , and M_{1-} within an incident photon energy range of 7 to 25 MeV above threshold [3,8].

The pion electroproduction reaction $\gamma^* p \rightarrow p\pi^0$ allows a more stringent test of ChPT, since the four-momentum transfer Q^2 and invariant energy W can be varied independently. Chiral πN dynamics naturally involve the mass scale Q^2/m_π^2 , while the LECs fitted in photoproduction encapsulate higher order processes, involving possibly $N\Delta$ or ρ , ω degrees of freedom. The Q^2 dependence near threshold may reveal the onset of these short-ranged mechanisms. Until now, only limited kinematic coverage from $\gamma^* p \rightarrow p\pi^0$ threshold experiments is available [9–12].

Several older MAMI experiments showed a Q^2 dependence of the total cross section near threshold incompatible with HBChPT [11,12], although a new MAMI remeasurement has superceded those data [13]. The JLAB/Hall A experiment reported here provides the most extensive (Q^2 , W) coverage of π^0 electroproduction to date for testing theories of chiral dynamics substantially above threshold.

Under the one-photon-exchange approximation, the $p(e, e'p)\pi^0$ cross section factorizes as follows:

$$\frac{d^3\sigma}{dQ^2 dW d\Omega_\pi^*} = J\Gamma_\nu \frac{d\sigma}{d\Omega_\pi^*}, \quad (1)$$

where Γ_ν is the virtual photon flux and the Jacobian $J = \partial(Q^2, W)/\partial(E_{e'}, \cos\theta_{e'})$ relates the differential volume element of data binned in $dQ^2 dW$ to the scattered electron kinematics $dE_{e'} d\cos\theta_{e'}$. The $p\pi^0$ center-of-mass (c.m.) differential cross section, $d\sigma/d\Omega_\pi^*$, depends on the transverse ϵ and longitudinal ϵ_L polarization of the virtual photon through the response functions R_T , R_L and their interference terms R_{LT} and R_{TT} :

$$\begin{aligned} \frac{d\sigma}{d\Omega_\pi^*} = & \frac{p_\pi^*}{k_\gamma^*} (R_T + \epsilon_L R_L + \epsilon R_{TT} \cos 2\phi_\pi^* \\ & + \sqrt{2\epsilon_L(\epsilon + 1)} R_{LT} \cos \phi_\pi^*). \end{aligned} \quad (2)$$

The response functions depend implicitly on Q^2 , W , and θ_π^* , the π^0 c.m. angle, while the angle ϕ_π^* defines the rotation of the $p\pi^0$ plane with respect to the electron scattering plane (e, e'). Other definitions are $\epsilon_L = (Q^2/|k^*|^2)\epsilon$, $\Gamma_\nu = \alpha E_{e'} k_\gamma^* W/2\pi^2 E_e m_p Q^2(1-\epsilon)$ and $J = \pi W/E_e E_{e'} m_p$. Finally, $|k^*|$ and p_π^* are the c.m. momenta of the virtual photon and pion, respectively, while $k_\gamma^* = (W^2 - m_p^2)/2W$ is the real photon equivalent energy.

The $p(e, e'p)\pi^0$ experiment was performed in Hall A at Jefferson Lab using the left high resolution spectrometer (LHRS) [14] to detect the scattered electron and the BigBite Spectrometer [15] to detect the coincident proton. The CEBAF beam was energy locked to 1192 MeV and delivered to a 6-cm long, 2.54-cm wide cylindrical liquid hydrogen (LH₂) target. Beam currents below 5 μ A were used to limit the singles rates in both spectrometers. Four angular settings for the LHRS ($\theta_{e'} = 12.5^\circ, 14.5^\circ, 16.5^\circ,$

and 20.5°) covered a nearly continuous Q^2 range of $0.05\text{--}0.155$ $(\text{GeV}/c)^2$ using a 4.4 msr acceptance cut. The LHRS momentum acceptance was centered on the $p\pi^0$ threshold and covered the range $-3\% < \delta p/p < +5\%$.

Three angular settings of the BigBite were used ($\theta_p = 43.5^\circ, 48^\circ, \text{ and } 54^\circ$) which provided full coverage (Fig. 1) of the proton cone up to an invariant energy above threshold of $\Delta W = 15$ MeV (at the largest Q^2). The BigBite momentum acceptance covered the range ($0.25 < p_p < 0.5$ GeV/c), limited by the target energy loss at low momentum and the thresholds on the $E - \Delta E$ scintillator counters at high momentum. The low momentum cutoff was achieved using a thin (25 μm) Ti exit window in the target scattering chamber and a helium bag for transport up to and between the BigBite drift chambers. Absolute normalization, energy, and angle calibrations in both spectrometers were checked at each kinematic setting using elastic scattering runs with LH_2 and thin solid targets.

Scintillator hodoscopes provided the primary triggers for both spectrometers. A gas threshold Čerenkov detector in the LHRS provided electron identification with 99% efficiency. Signals from either E or ΔE scintillator planes at the rear of BigBite were used in the coincidence trigger, while signal thresholds in both the hodoscopes and multi-wire drift chambers were set to suppress minimum ionizing tracks from pions. Final proton identification was made using $E - \Delta E$ cuts on the highly segmented scintillators. The path-length corrected coincidence time distribution between the LHRS and BigBite is shown in Fig. 2. A 10 ns wide cut centered on the peak was used to select true coincidences, while a 30 ns cut (excluding the peak)

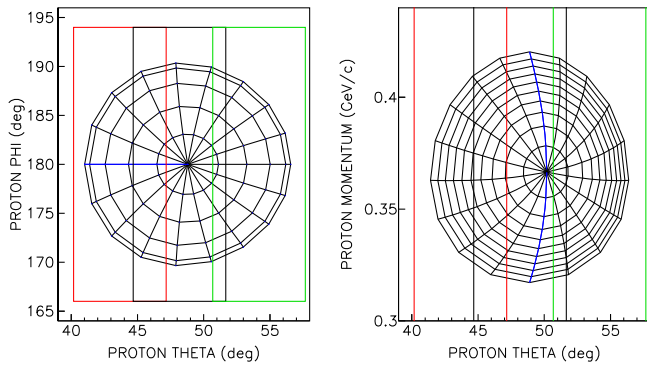


FIG. 1 (color online). Left: Overlap between three BigBite Spectrometer proton laboratory angle settings (colored boxes) and $p\pi^0$ center-of-mass bins at $Q^2 = 0.135$ $(\text{GeV}/c)^2$ and $\Delta W = 9.5$ MeV. Radial and concentric lines separate bins of ϕ_π^* and θ_π^* , respectively. Only 5 out of 9 θ_π^* bins are shown. The blue line shows $\phi_\pi^* = 180$. Right: Radial and concentric lines separate bins of θ_π^* and ΔW , respectively, projected onto proton lab momentum p_p and θ_p . Bins to the (left, right) of the blue line correspond to $(\phi_\pi^* = 180^\circ, \phi_\pi^* = 0^\circ)$. The innermost circle represents $\Delta W = 0.5$ MeV.

selected random coincidences for subtraction. Selection of the $p\pi^0$ final state required calculation of the missing-mass M after reconstruction of the detected particle's 3-momenta:

$$M^2 = (E + m_p - E_{e'} - E_p)^2 - (\vec{p}_e - \vec{p}_{e'} - \vec{p}_p)^2, \quad (3)$$

The experimental missing-mass distribution is also shown in Fig. 2 before and after subtraction of both random coincidences and target-window contributions. The latter background was estimated using cuts on ΔW below the π^0 threshold.

Before binning the data, both incident and scattered electron energies were corrected for ionization losses in the LH_2 and target windows, using the calculated entrance and exit paths with respect to the measured target interaction vertex. Proton transport energy losses through the target, Ti window, and BigBite were also corrected for each event. Acceptance corrections were derived from a Monte Carlo simulation of both spectrometers, using the Dubna-Mainz-Taipei (DMT) model [16] as a physics event generator. Special care was taken to incorporate into the simulation radiative correction and straggling losses, a fine-mesh magnetic field map for the BigBite, and the measured energy and angular resolution and energy calibration determined from elastic scattering runs, in order to properly account for their systematic effects near threshold. The dominant sources of systematic uncertainty are target window background subtraction, accidental coincidence corrections, and LHRS central momentum calibration, which combined contribute to the overall normalization error of 20% near threshold at low Q^2 decreasing to 7% for data above threshold at higher Q^2 .

Events were accumulated using (12,30,18,9) bins for $(Q^2, \Delta W, \phi_\pi^*, \theta_\pi^*)$, respectively, with a cut of ± 10 MeV on the missing-mass peak. The ΔW bin width was 1 MeV and the LHRS acceptance extended up to $\Delta W = 30$ MeV,

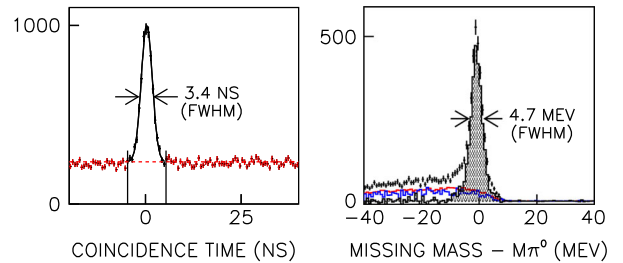


FIG. 2 (color online). Left: Coincidence timing between the LHRS and BigBite. Events belonging to the true coincidence peak were selected using cuts indicated by the vertical lines, while random coincidences were selected from the region highlighted in red. Right: Missing mass distribution at $Q^2 = 0.15$ $(\text{GeV}/c)^2$ for the invariant mass range $0 < \Delta W < 10$ MeV. Background events from random coincidences (red) and target cell windows (blue) were subtracted from the raw distribution, leaving the π^0 missing mass peak shown in gray.

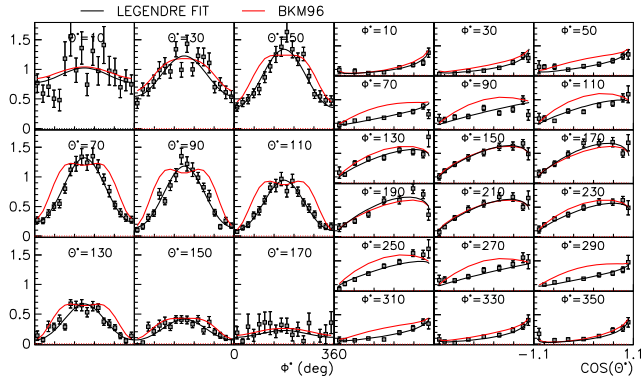


FIG. 3 (color online). Differential cross sections for $p(e, e'p)\pi^0$ from this experiment at $Q^2=0.135(\text{GeV}/c)^2$ and $\Delta W=9.5\text{MeV}$ binned in $p\pi^0$ center-of-mass angles ϕ_π^* and $\cos\theta_\pi^*$. See text for description of curves. Units are $\mu\text{b}/\text{sr}$. Errors are statistical only.

although with reduced c.m. coverage. The average Q^2 bin width was $0.01(\text{GeV}/c)^2$. Figure 3 shows typical differential cross sections for each ϕ_π^* and θ_π^* bin obtained at $Q^2=0.135(\text{GeV}/c)^2$ and $\Delta W=9.5\text{MeV}$. The curve labeled BKM96 is the HBChPT prediction from Bernard *et al.* [7], which uses LECs fitted to older photoproduction data from MAMI and electroproduction data at $Q^2=0.1(\text{GeV}/c)^2$ from MAMI and NIKHEF. The other curve is an empirical fit to the data which we use to obtain the total cross section σ_{tot} . The empirical fit uses the form in Eq. (2) and expands the response functions with Legendre polynomials $P_l(x)$, where $x = \cos\theta_\pi^*$,

$$R_T + \epsilon_L R_L = A_0^{T+L} + A_1^{T+L} P_1(x) + A_2^{T+L} P_2(x), \quad (4)$$

$$R_{TT} = A_0^{TT} (1 - x^2), \quad (5)$$

$$R_{LT} = (A_0^{LT} + A_1^{LT} P_1(x))(1 - x^2)^{1/2}. \quad (6)$$

The total cross section σ_{tot} is given by $4\pi(p_\pi^*/k_\gamma^*)A_0^{T+L}$.

The Q^2 dependence of σ_{tot} is shown in Fig. 4 for different ΔW bins starting 0.5 MeV above threshold. Two ChPT calculations are shown (BKM96 [7], χ MAID [4]), along with the SAID08 solution [17] and phenomenological models (DMT [16], MAID [18]) that have been fitted to the world data on pion photo- and electroproduction. Compared to the linear Q^2 dependence of the HBChPT/BKM96 curve, our σ_{tot} measurement shows a bending over at higher Q^2 similar to the phenomenological models and the RChPT/ χ MAID theory. At lower Q^2 , both ChPT calculations are consistent with our data over the entire ΔW range shown here. Note that two of the RChPT LECs were fitted to a new MAMI remeasurement [13] (triangles in Fig. 4) of earlier $Q^2 > 0$ experiments, while the remaining LECs were fitted to the $Q^2=0$ A2/CB-TAPS data [2].

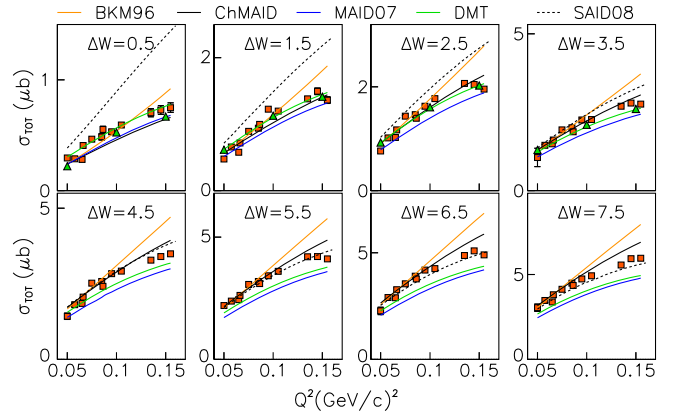


FIG. 4 (color online). Total cross section for $p(e, e'p)\pi^0$ as a function of Q^2 for different bins in ΔW (invariant mass above threshold) for (\square) this experiment and (Δ) MAMI [13]. Units of ΔW are MeV. Errors are statistical only.

Near threshold, the s - and p -wave decomposition of σ_{tot} can be obtained by fitting the p_π^* dependence of A_0^{T+L} according to

$$A_0^{T+L} = a_0 + b|p_\pi^*|^2. \quad (7)$$

The b coefficient parametrizes the contribution of p -wave multipoles arising from their intrinsic p_π^* dependence near threshold, while a_0 fits the combination $|E_{0+}|^2 + \epsilon_L |L_{0+}|^2$ of s -wave multipoles extrapolated to threshold. The L_{0+} multipole dominates a_0 over our Q^2 range due to a large ϵ_L factor. The extraction of a_0 and b from fitting our data up to $\Delta W=9.5\text{MeV}$ is shown in Fig. 5, along with fits to the newest MAMI data [13] up to $\Delta W=3.5\text{MeV}$ (the limit of their measurement) and previous results from NIKHEF [9,10]. There is good agreement of both a_0 and b with the chiral model predictions for our lowest Q^2 points.

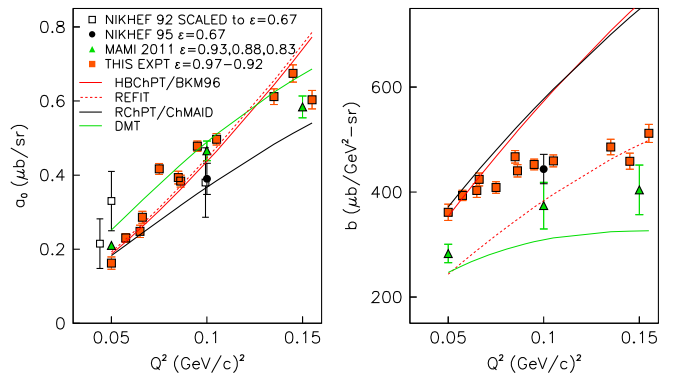


FIG. 5 (color online). The Q^2 dependence of a_0 (left) and b (right) from the fits of Eq. (7) to the Legendre coefficient A_0^{T+L} . The theory curves are calculated for the beam energy of our experiment (1192 MeV). For the curve labeled REFIT the BKM96 LEC b_p has been lowered from 13 to $9.3(\text{GeV})^{-3}$ (see text and Fig. 6). Errors are statistical only.

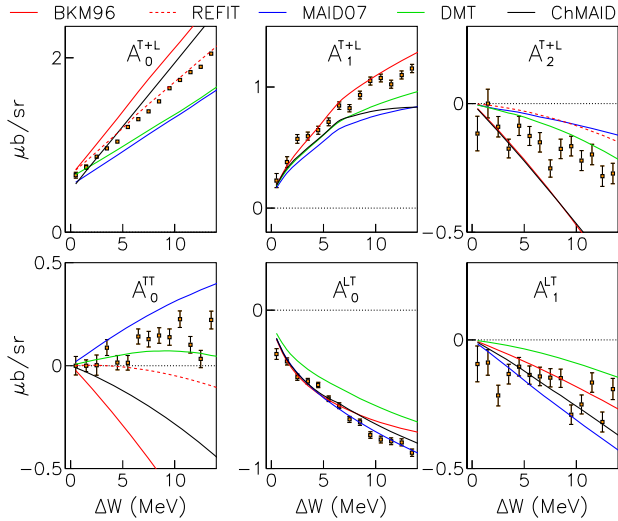


FIG. 6 (color online). The ΔW dependence of Legendre coefficients from fits to our data at $Q^2 = 0.135$ (GeV/c) 2 . Note that the $\Delta W = 9.5$ MeV bin corresponds to the Legendre fit shown in Fig. 3. Errors are statistical only.

For higher Q^2 , the HBChPT curve describes a_0 better than RChPT. However, the strong disagreement of our b coefficient with both chiral curves for $Q^2 > 0.07$ GeV 2 suggests at least one of the p -wave multipoles is described incorrectly in the calculations. The Q^2 dependence of b from fitting the MAMI data is qualitatively similar, although with larger errors, due to the smaller ΔW range of their data.

Further insight can be obtained from the ΔW dependence of the Legendre coefficients in the $Q^2 > 0.07$ (GeV/c) 2 region. This is shown in Fig. 6 at $Q^2 = 0.135$ (GeV/c) 2 . While all models are in good agreement with our data near threshold, the theory curves for A_0^{T+L} , A_2^{T+L} , and A_0^{TT} show large variations above $\Delta W = 3$ MeV. These coefficients are particularly sensitive to the p -wave multipole combinations $P_3 = 2M_{1+} + M_{1-}$ and $P_2 = 3E_{1+} - M_{1+} + M_{1-}$, while A_0^{TT} is also sensitive to the combination $\Delta P_{23}^2 = (P_2^2 - P_3^2)/2$. Our fit result for A_0^{TT} is close to zero over the ΔW range of our data, which implies $P_2^2 \approx P_3^2$ or $M_{1+}/M_{1-} \approx -2$ (neglecting the weak electric quadrupole E_{1+}).

Only the DMT model predicts $A_0^{TT} \approx 0$ for $\Delta W < 15$ MeV, largely due to their calculation of the M_{1-} multipole [19], the value of which is substantially larger than predicted by ChPT. A similar result was obtained from dispersion relations [20]. In the BKM96 theory, which uses a $O(p^3)$ p -wave expansion, it is not possible to separately adjust M_{1+} and M_{1-} , since only P_3 is controlled by a single LEC b_p . By reducing b_p in the calculation from 13.0 to 9.3 (GeV) $^{-3}$, we can improve agreement with both A_0^{T+L} and A_0^{TT} as shown in Fig. 6 by the curve labeled REFIT. However, this adjustment worsens the agreement with p waves at lower Q^2 , as

indicated by the REFIT b curve in Fig. 5. Moreover, a different adjustment of b_p is required to match our measurement of A_2^{T+L} .

The $O(p^4)$ RChPT calculation [4] predicts a nearly identical Q^2 dependence for the b curve in Fig. 5 as the $O(p^3)$ HBChPT theory. At leading-order and next-to-leading order, P_3 is controlled by a single $O(p^3)$ LEC d_9 , similarly to HBChPT [3]. However, d_9 is highly constrained by the $Q^2 = 0$ photoproduction fits, and there is almost no room for adjustment. Other $O(p^4)$ LECs, which explicitly control Q^2 -dependent terms, either do not appreciably affect the p -wave multipoles, or effect the same Q^2 response as b_p .

Despite the very different LEC composition of HBChPT and RChPT, it appears neither calculation can be adjusted to agree with the Q^2 trend of our p -wave data. Furthermore, this discrepancy occurs well within the ΔW range where photoproduction p waves are well described at $O(p^4)$ [8]. Our data therefore suggest that higher powers of Q^2 are needed in the ChPT formalism, while the onset of disagreement ($Q^2 > 0.07$) implies a t -channel energy scale above the pion mass. Similar discrepancies in ChPT calculations of nucleon form factors were removed by including vector mesons as dynamical degrees of freedom [21]. Our data could provide strong constraints to analogous extensions of pion electroproduction calculations.

In summary, a JLAB/Hall A experiment has measured for the first time both the Q^2 and extended ΔW dependence of the threshold $p(e, e'p)\pi^0$ reaction with full c.m. coverage and fine binning. Our phenomenological fit of the data shows reasonable agreement with two leading ChPT theories for s waves, while chiral predictions of p -wave contributions strongly diverge from our data for $Q^2 > 0.07$ (GeV/c) 2 . We use a Legendre decomposition of our cross sections to show there is insufficient flexibility in the low energy constants available for p waves to account for the Q^2 discrepancy.

The collaboration wishes to acknowledge the Hall A technical staff and the Jefferson Lab Accelerator Division for their support. Special thanks goes to Ulf-G. Meißner for his support in the early phases of this experiment. This work was supported by the U.S. Department of Energy and the U.S. National Science Foundation and, in particular, DOE Contract No. DE-FG02-97ER41025 and NSF MRI Grant No. 021635. Jefferson Science Associates operates the Thomas Jefferson National Accelerator Facility under DOE Contract No. DE-AC05-06OR23177.

*Deceased.

- [1] V. Bernard, N. Kaiser, and U.-G. Meißner, *Int. J. Mod. Phys. E* **04**, 193 (1995).
- [2] D. Hornidge *et al.*, *Phys. Rev. Lett.* **111**, 062004 (2013).

- [3] M. Hilt, S. Scherer, and L. Tiator, *Phys. Rev. C* **87**, 045204 (2013).
- [4] M. Hilt, B. C. Lehnhart, S. Scherer, and L. Tiator, *Phys. Rev. C* **88**, 055207 (2013).
- [5] MAID07, χ MAID, and DMT solutions obtained from: <http://wwwkph.kph.uni-mainz.de/MAID/>.
- [6] V. Bernard, N. Kaiser, and U.-G. Meißner, *Eur. Phys. J. A* **11**, 209 (2001).
- [7] V. Bernard, N. Kaiser, and U.-G. Meißner, *Nucl. Phys. A* **607**, 379 (1996).
- [8] C. Fernández-Ramírez and A. M. Bernstein, *Phys. Lett. B* **724**, 253 (2013).
- [9] T. P. Welch *et al.*, *Phys. Rev. Lett.* **69**, 2761 (1992).
- [10] H. B. van den Brink *et al.*, *Phys. Rev. Lett.* **74**, 3561 (1995).
- [11] M. O. Distler *et al.*, *Phys. Rev. Lett.* **80**, 2294 (1998).
- [12] H. Merkel *et al.*, *Phys. Rev. Lett.* **88**, 012301 (2002).
- [13] H. Merkel *et al.*, arXiv:1109.5075.
- [14] J. Alcorn *et al.*, *Nucl. Instrum. Methods Phys. Res., Sect. A* **522**, 294 (2004).
- [15] M. Mihovilovic *et al.*, *Nucl. Instrum. Methods Phys. Res., Sect. A* **686**, 20 (2012).
- [16] S. S. Kamalov and S. N. Yang, *Phys. Rev. Lett.* **83**, 4494 (1999).
- [17] R. A. Arndt, W. J. Briscoe, M. W. Paris, I. I. Strakovsky, and R. L. Workman, *Chin. Phys. C* **33**, 1063 (2009).
- [18] D. Drechsel, S. S. Kamalov, and L. Tiator, *Eur. Phys. J. A* **34**, 69 (2007).
- [19] S. S. Kamalov, G.-Y. Chen, S. N. Yang, D. Drechsel, and L. Tiator, *Phys. Lett. B* **522**, 27 (2001).
- [20] S. S. Kamalov, L. Tiator, D. Drechsel, R. A. Arndt, C. Bennhold, I. I. Strakovsky, and R. L. Workman, *Phys. Rev. C* **66**, 065206 (2002).
- [21] B. Kubis and U.-G. Meißner, *Nucl. Phys. A* **679**, 698 (2001).