



Overshadow: **A Virtualization-Based Approach to Retrofitting Protection in Commodity Operating Systems**

Mike Chen Tal Garfinkel E. Christopher Lewis
Pratap Subrahmanyam Carl A. Waldspurger
VMware, Inc.

Dan Boneh Jeffrey Dworkin Dan R.K. Ports
Stanford Princeton MIT

Carl Waldspurger
VMware R&D

ASPLOS '08
March 3, 2008

Motivation

Applications Handle Sensitive Data

- > Financial, medical, insurance, military ...

Commodity Systems Vulnerable

- > Large and complex TCB, broad attack surfaces
- > OS kernel, file system, daemons, services ...
- > Hard to configure, manage, maintain
- > Privilege escalation \Rightarrow game over

Data Theft Soaring

- > Reached “unprecedented levels” in 2007
- > Identity theft, breach notification laws ...

Limitations of Existing Solutions

Rewrite OS / Applications

- > Split into low- and high-assurance portions
e.g. microkernels, Microsoft Palladium/NGSCB
- > Expensive, high barriers to adoption

Multiple Virtual Machines

- > Trusted/untrusted or specialized VMs (*e.g.* Proxos, Terra)
- > Cumbersome, still vulnerable to OS compromise

Hardware Approaches

- > Special-purpose secure co-processors (*e.g.* IBM 4758)
- > XOM and SP processor architectures
- > Require substantial modifications to hardware/OS/apps

Goals

Protect Application Data

- > Privacy and integrity
- > In memory and on disk

Remove OS from TCB

- > Provide last line of defense
- > Even if attacker compromises guest OS

Backwards Compatibility

- > Unmodified commodity OS
- > Unmodified application binary

Non-Goal: Availability

Overshadow Topics

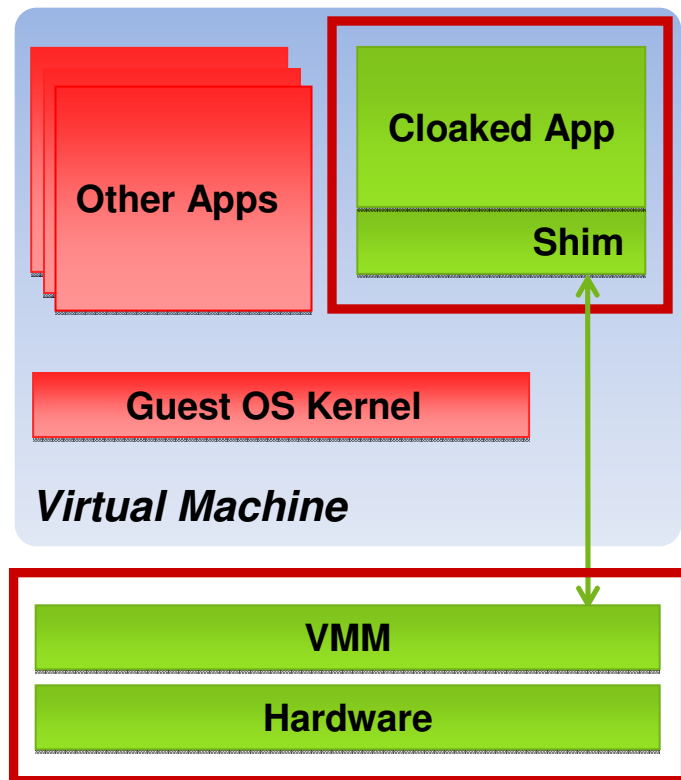
Focus of Talk

- > Protecting application memory
- > Secure control transfers
- > Adapting system call interface
- > Performance

In Paper

- > Secure context identification
- > Managing protection metadata
- > Implications of malicious system call interface
(work in progress)

Overshadow Architecture



Two Virtualization Barriers

VMM Protects App Memory

- > New virtualization barrier
- > App trusts VMM, but not OS

Cloaking: Two Views of Memory

- > App sees normal view
- > OS sees encrypted view

Shim: App/OS Interactions

- > Interposes on system calls, interrupts, faults, signals
- > Transparent to application

Memory Mapping: OS

virtual → **physical**

OS page table

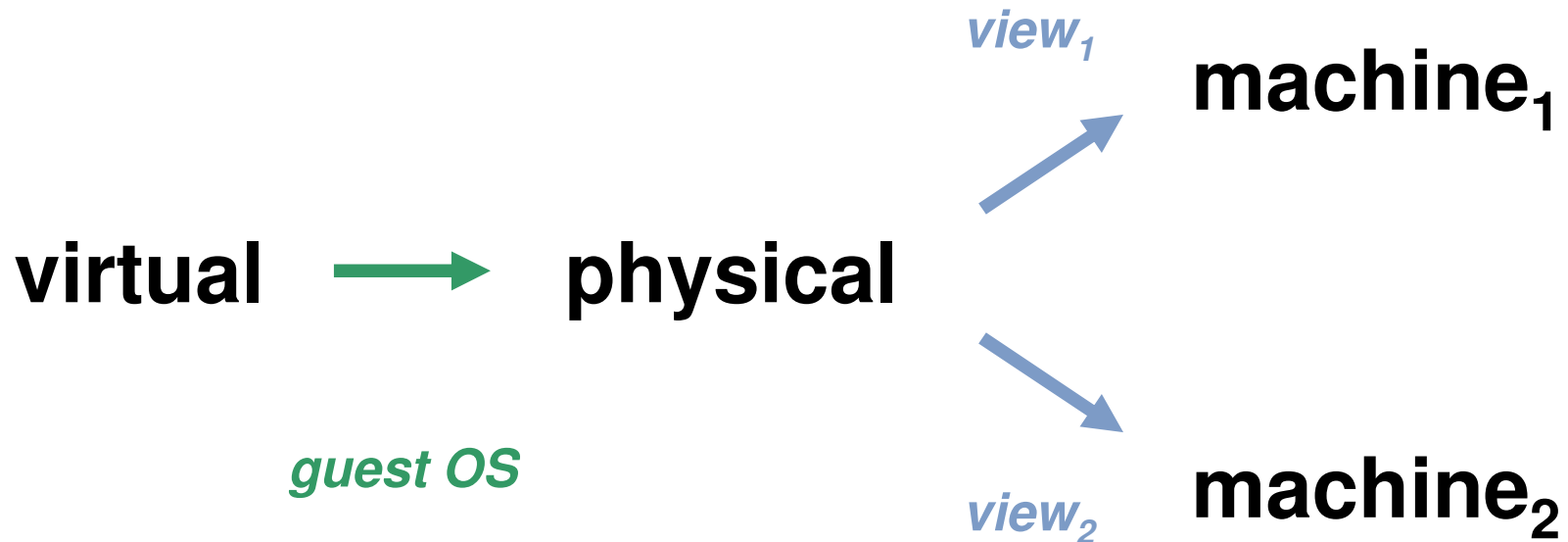
Memory Mapping: VMM

virtual → **physical** → **machine**

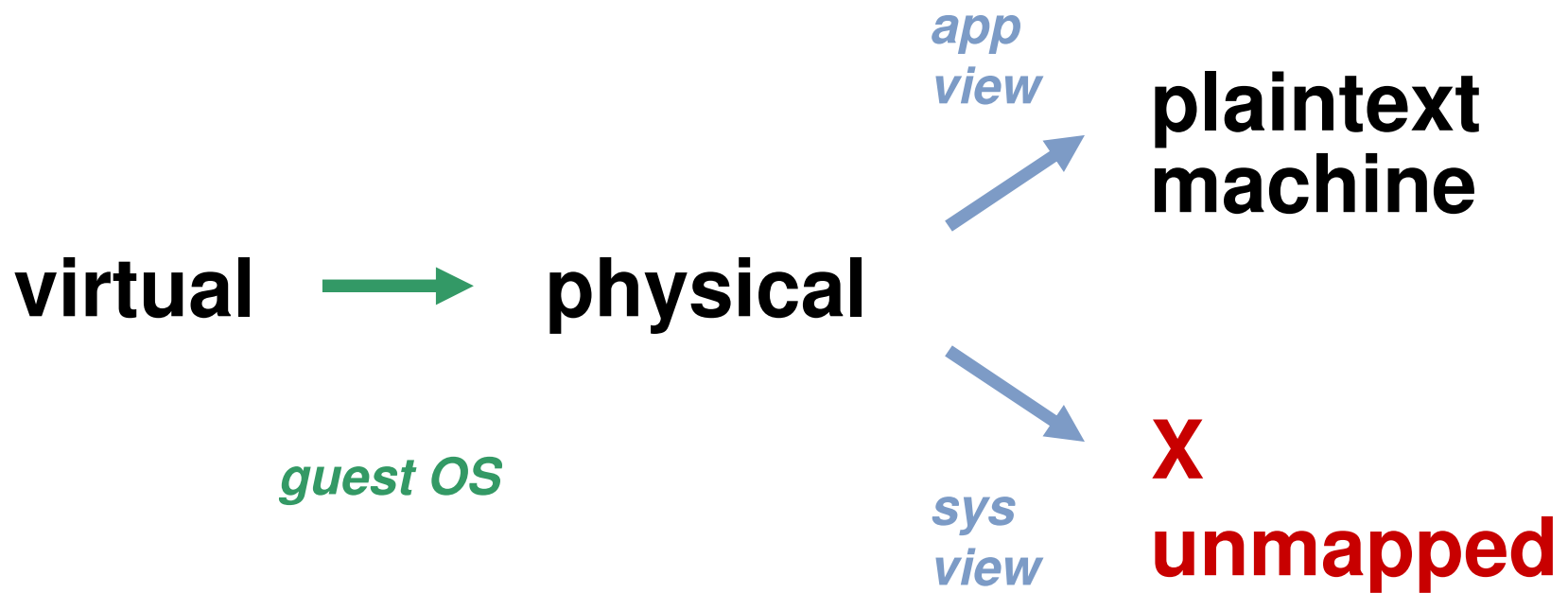
guest OS

vmm

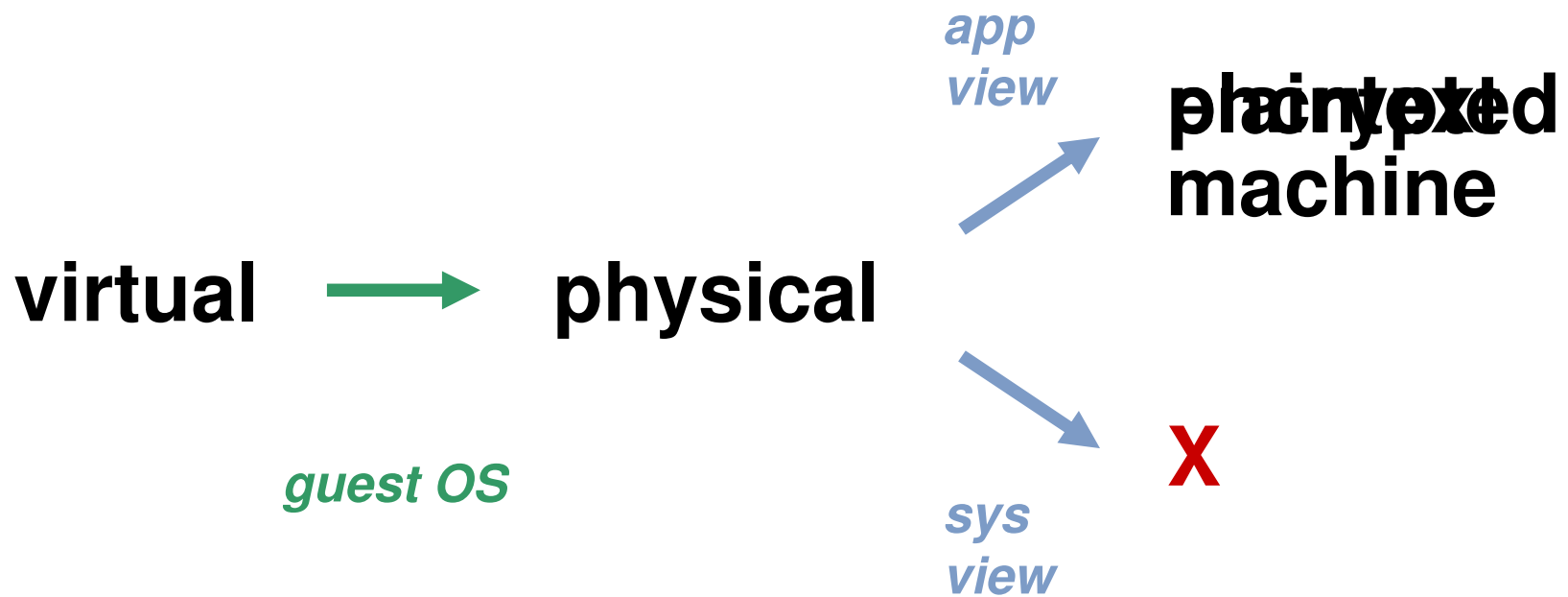
Multi-Shadowing: Context-Dependent Views



Cloaking: Multi-Shadowing + Cryptography

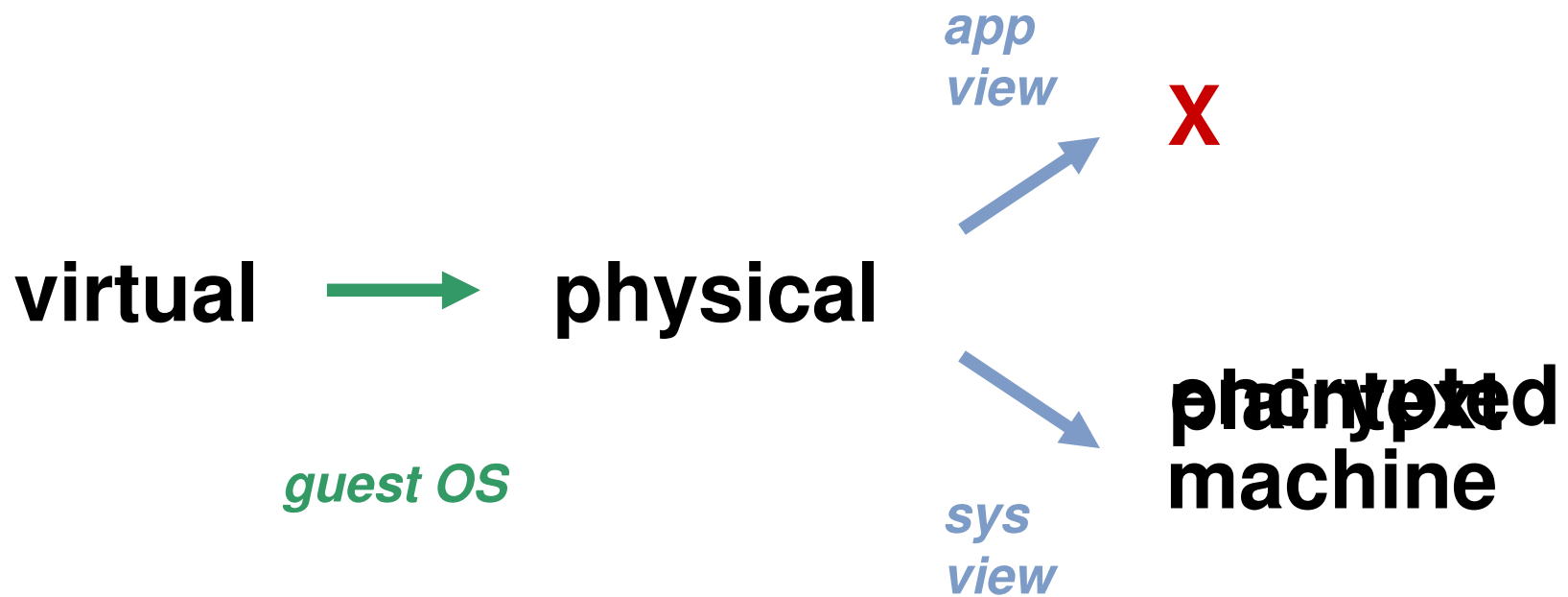


Cloaking: System Accesses Page



Fault into VMM: encrypt/hash contents, remap

Cloaking: Application Accesses Page



Fault into VMM: verify hash, decrypt, remap

Cloaking Application Resources

Basic Strategy

- > Protect existing memory-mapped objects
e.g. stack, heap, mapped files, shared mmmaps
- > Make everything else look like one
e.g. emulate file read/write using mmap

OS Still Manages Application Resources

- > Including demand-paged application memory
- > Moves cloaked data without seeing plaintext contents
- > Encryption/decryption typically infrequent

Shim: Supporting Unmodified Applications

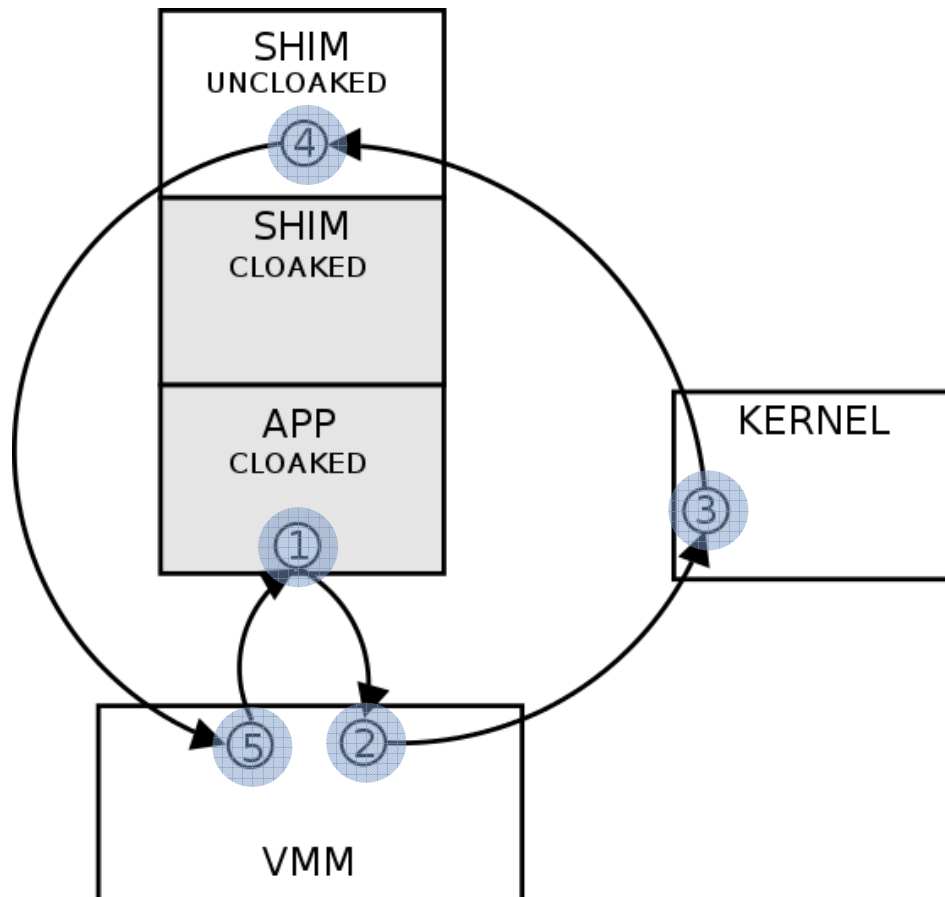
Challenges

- > Securely identify which app is running
- > Secure control transfers between OS and app
- > Adapting system calls

Solution: Shim

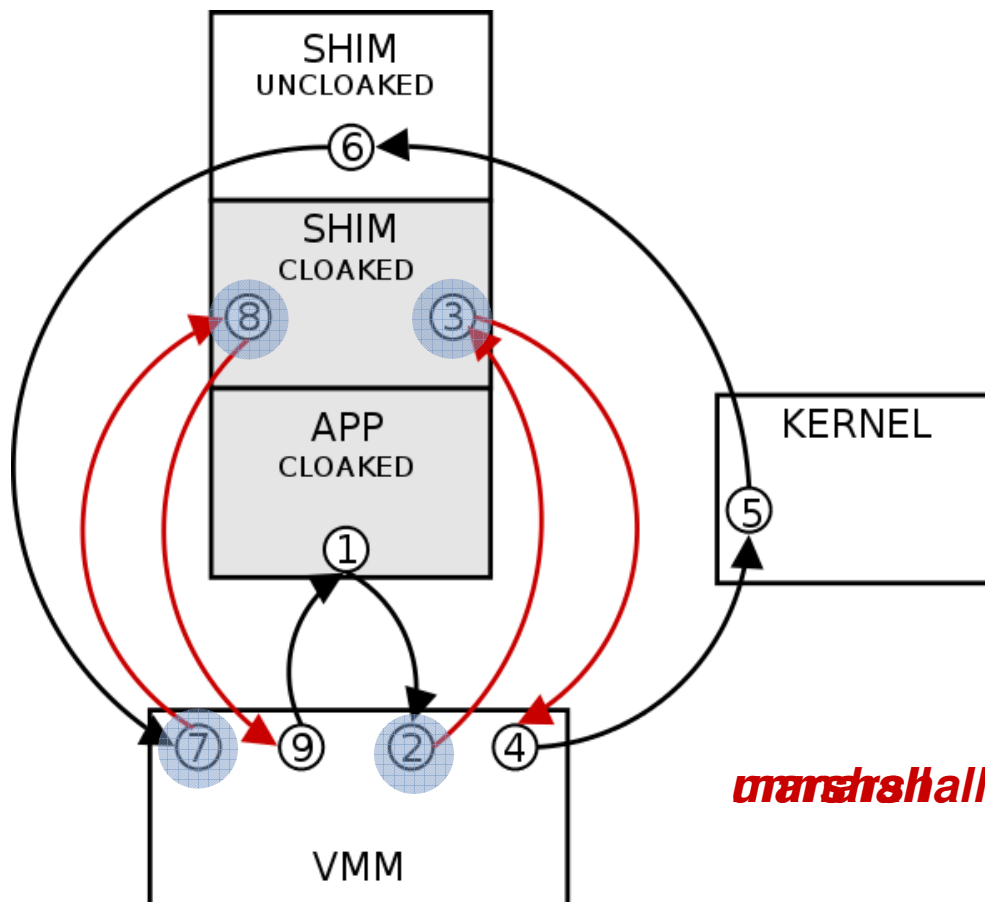
- > OS-specific user-level program
- > Linked into application address space
- > Mostly cloaked, plus uncloaked trampolines and buffers
- > Communicates with VMM via hypercalls

Shim: Handling Faults and Interrupts



- 1. App is executing**
- 2. Fault traps into VMM**
 - > Saves and scrubs registers
 - > Sets up trampoline to shim
 - > Transfers control to kernel
- 3. Kernel executes**
 - > Handles fault as usual
 - > Returns to shim via trampoline
- 4. Shim hypercalls into VMM**
 - > Resume cloaked execution
- 5. VMM returns to app**
 - > Restores registers
 - > Transfers control to app

Shim: Handling System Calls



Extra Transitions

- > Superset of fault handling
- > Handlers in cloaked shim interpose on system calls

System Call Adaptation

- > Arguments may be pointers to cloaked memory
- > Marshall and unmarshall via buffer in uncloaked shim
- > More complex: pipes, signals, fork, file I/O

Protecting Data Integrity

Challenges

- > Enforce integrity, ordering, freshness
- > For code, data, memory-mapped files ...

VMM Manages Per-Page Metadata

- > Tracks what's "supposed to be" in each memory page
- > IV – randomly-generated initialization vector
- > H – secure integrity hash

Implementation

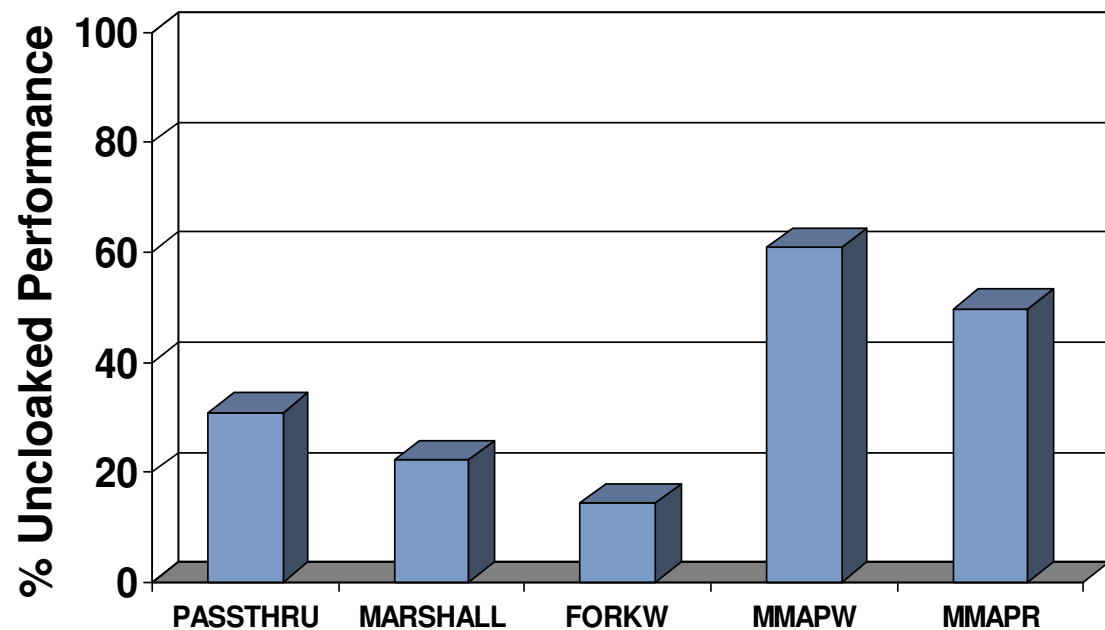
Overshadow System

- > Based on 32-bit x86 VMware VMM
- > Shim for Linux 2.6.x guest OS
- > Full cloaking of application code, data, files
- > Lines of code: + 6600 to VMM, ~ 13100 in shim
- > Not heavily optimized

Runs Real Applications

- > Apache web server, PostgreSQL database
- > Emacs, bash, perl, gcc, ...

Microbenchmark Performance



System Calls

- > Simple PASSTHRU
- > MARSHALL args

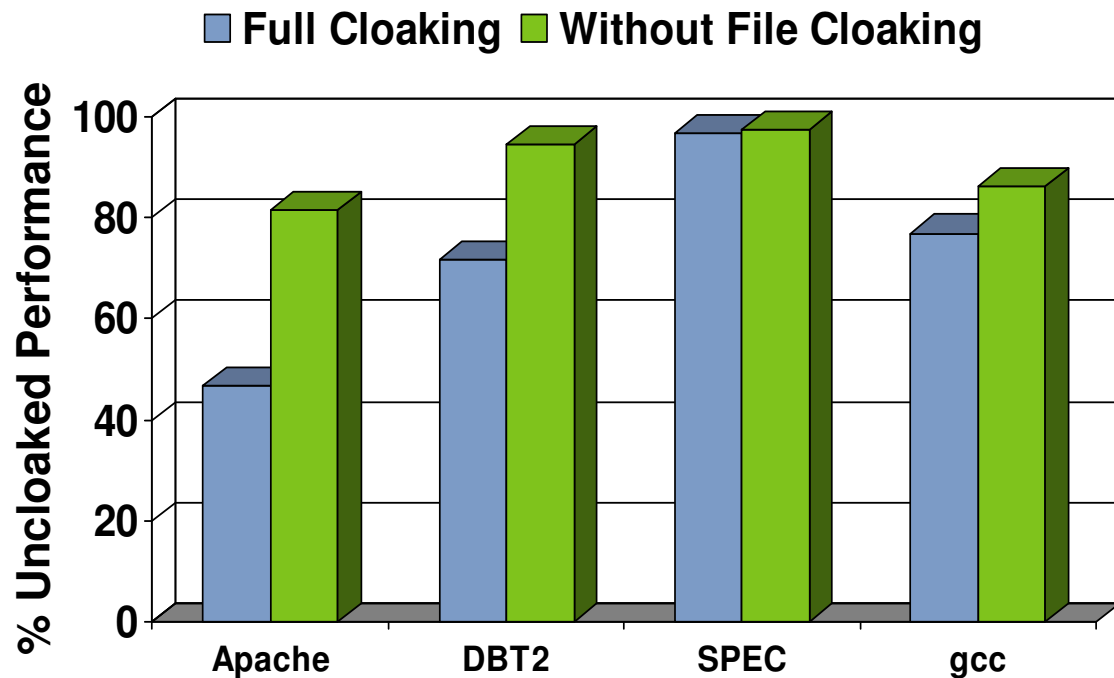
Processes

- > FORKW – fork/wait process creation, COW overheads

File-Backed mmaps

- > MMAPW – write word per page, flush to disk
- > MMAPR – read words back from buffer cache

Benchmark Performance



Web

- > Apache web server caching disabled
- > Remote load generator ab benchmark tool

Database

- > PostgreSQL server DBT2 benchmark

Compute

- > SPECint CPU2006
- > gcc – worst individual SPEC benchmark

Conclusions

Promising New Approach

- > VM-based protection of application data
- > Privacy and integrity, even if OS compromised
- > Backwards compatible

Powerful New Mechanisms

- > Multi-shadowing, cloaking
- > Shim extends reach of VMM

Future Directions

- > Security implications of a malicious OS
- > Additional uses of multi-shadowing

Questions?

For More Information

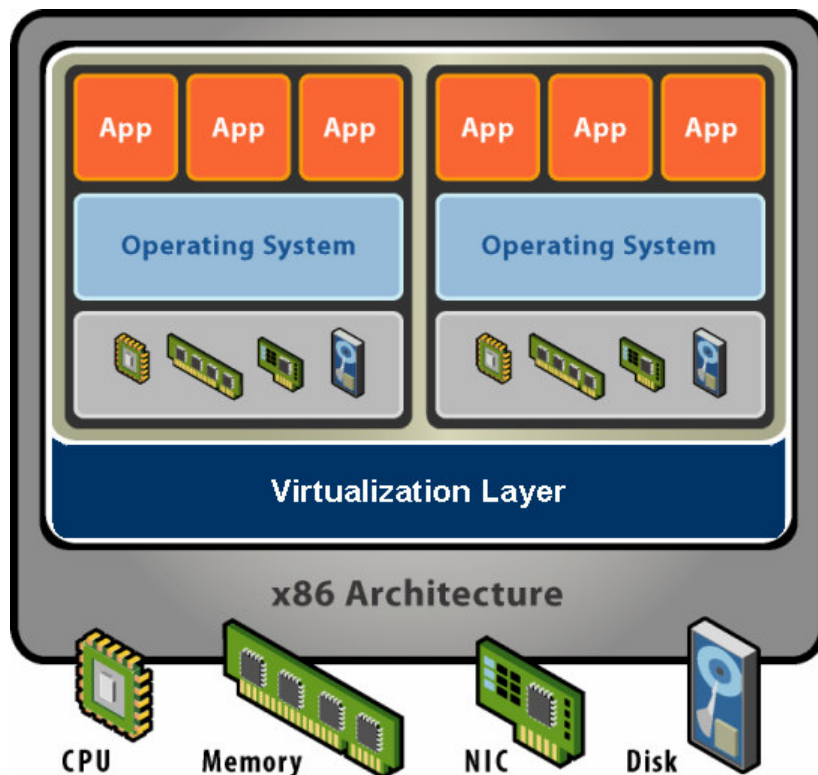
- > Read the paper
- > Send feedback to mailing list
overshadow@vmware.com

Job Opportunities

- > VMware is hiring!
- > Interns and full-time positions
- > Feel free to contact me directly
carl@vmware.com

Backup Slides

What is a Virtual Machine?



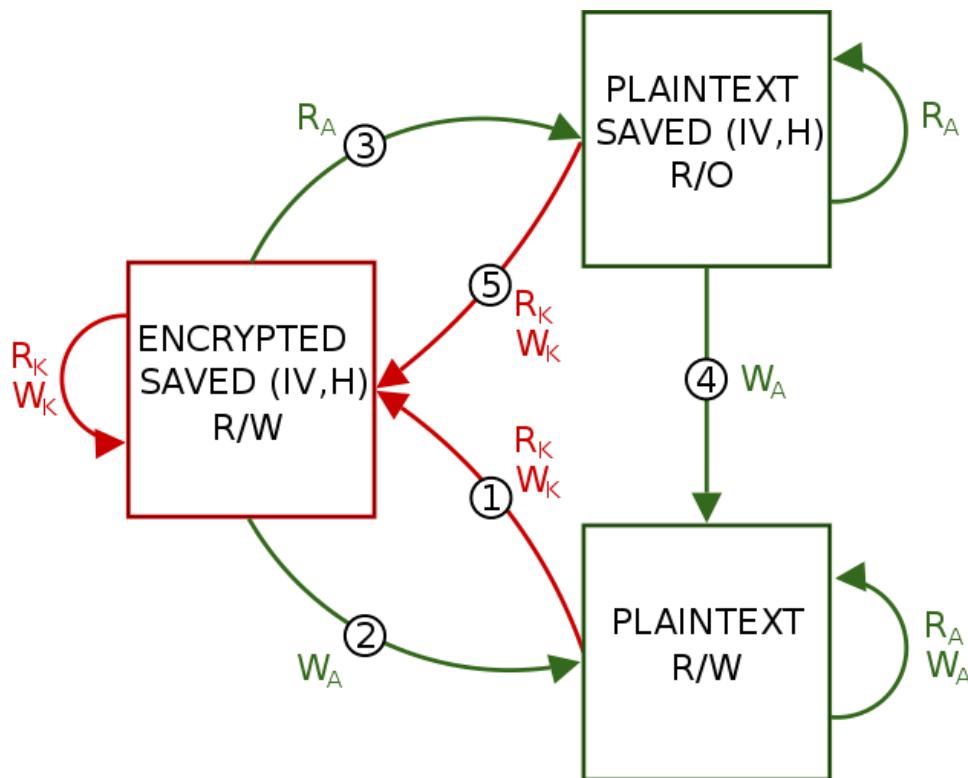
Hardware-Level Abstraction

- > Virtual hardware: processors, memory, chipset, I/O devices, etc.
- > Encapsulates all OS and application state

Virtualization Software

- > Extra level of indirection decouples hardware and OS
- > Multiplexes physical hardware across multiple “guest” VMs
- > Strong isolation between VMs
- > Manages physical resources, improves utilization

Basic Cloaking Protocol



State Transition Diagram

- > Single cloaked page
- > Privacy and integrity

Single Page, Two Views

- > App (A) sees plaintext via application shadow
- > Kernel (K) sees ciphertext via system shadow

Protection Metadata

- > IV – randomly-generated initialization vector
- > H – secure hash

Secure Context Identification

Application Contexts

- > Must identify uniquely to switch shadow page tables
- > Must work even with adversarial OS

Shim-Based Approach

- > Cloaked Thread Context (CTC) in cloaked shim
- > Initialized at startup to contain ASID and random value
- > Random value is protected in cloaked memory
- > Transitions from uncloaked to cloaked execution use self-identifying hypercalls with pointer to CTC
- > VMM verifies expected ASID and random value in CTC

Cloaked File I/O

Interpose on I/O System Calls

- > Read, write, lseek, fstat, etc.
- > Uncloaked files use simple marshalling

Cloaked Files

- > Emulate read and write using mmap
- > Copy data to/from memory-mapped buffers
- > Decrypted automatically when read by app;
Encrypted automatically when flushed to disk by kernel
- > Shim caches mapped file regions (1MB chunks)
- > Prepend file header containing size, offset, etc.

Protection Metadata: Details

Protected Resource

- > Need indirection to support sharing and persistence
- > (RID, RPN) – unique resource identifier, page offset
- > Ordered set of (IV, H) pairs in VMM “metadata cache”

Protected Address Space

- > Shim tracks mappings (start, end) → (RID, RPN)
- > VMM caches in “metadata lookaside buffer”
- > VMM upcalls into shim on MLB miss

Metadata Lookup

- > (ASID, VPN) → (RID, RPN) → (IV, H)
- > Persistent metadata stored securely in guest filesystem

Managing Protection Metadata

