

We are IntechOpen, the world's leading publisher of Open Access books Built by scientists, for scientists

3,800

Open access books available

116,000

International authors and editors

120M

Downloads

Our authors are among the

154

Countries delivered to

TOP 1%

most cited scientists

12.2%

Contributors from top 500 universities



WEB OF SCIENCE™

Selection of our books indexed in the Book Citation Index
in Web of Science™ Core Collection (BKCI)

Interested in publishing with us?
Contact book.department@intechopen.com

Numbers displayed above are based on latest data collected.
For more information visit www.intechopen.com



A Hybrid Parallel Genetic Algorithm for Reliability Optimization

Ki Tae Kim and Geonwook Jeon
*Korea National Defense University,
Republic of Korea*

1. Introduction

Reliability engineering is known to have been first applied to communication and transportation systems in the late 1940's and early 1950's. Reliability is the probability that an item will perform a required function without failure under stated conditions for a stated period of time. Therefore a system with high reliability can be likened to a system which has a superior quality. Reliability is one of the most important design factors in the successful and effective operation of complex technological systems. As explained by Tzafestas (1980), one of the essential steps in the design of multiple component systems is the problem of using the available resources in the most effective way so as to maximize the system reliability, or so as to minimize the consumption of resources while achieving specific reliability goals. The improvement of system reliability can be accomplished using the following methods: reduction of the system complexity, the allocation highly reliable components, and the allocation of component redundancy alone or combined with high component reliability, and the practice of a planned maintenance and repair schedule. This study deals with reliability optimization that maximizes the system reliability subject to resource constraints.

This study suggests mathematical programming models and a hybrid parallel genetic algorithm (HPGA). The suggested algorithm includes different heuristics such as swap, 2-opt, and interchange (except for reliability allocation problem with component choices (RAPCC)) for an improvement solution. The component structure, reliability, cost, and weight were computed by using HPGA and the experimental results of HPGA were compared with the results of existing meta-heuristics and CPLEX.

2. Literature review

The goal of reliability optimization is to maximize the reliability of a system considering some constraints such as cost, weight, and so on. In general, reliability optimization divides into two categories: the reliability-redundancy allocation problem (RRAP) and the reliability allocation problem with component choices (RAPCC).

2.1 The reliability-redundancy allocation problem (RRAP)

The RRAP is the determination of both optimal component reliability and the number of component redundancy allowing mixed components to maximize the system reliability

under cost and weight constraints. It is known as the NP-hard problem suggested by Chern (1992).

A variety of algorithms, as summarized in Tillman et al. (1977), and more recently by Kuo & Prasad (2000), Kuo & Wan (2007), including exact methods, heuristics and meta-heuristics have already been proposed for the RRAP. An exact optimal solution is obtained by exact methods such as cutting plane method (Tillman, 1969), branch-and-bound algorithm (Chern & Jan, 1986; Ghare & Taylor, 1969), dynamic programming (Bellman & Dreyfus, 1958; Fyffe et al., 1968; Nakagawa & Miyazaki, 1981; Yalaoui et al., 2005), and goal programming (Gen et al., 1989). However, as the size of problem gets larger, such methods are difficult to apply to get a solution and require more computational effort. Therefore, heuristics and meta-heuristics are used to find a near-optimal solution in recent research.

The research using heuristics is as follows. Kuo et al. (1987) present a heuristic method based on a branch-and-bound strategy and lagrangian multipliers. Jianping (1996) has developed a method called a bounded heuristic method. You & Chen (2005) proposed an efficient heuristic method. Meta-heuristics such as genetic algorithm (Coit & Smith, 1996; Ida et al., 1994; Painton & Campbell, 1995), tabu search (Kulturel-Konak et al., 2003), ant colony optimization (Liang & Smith, 2004), and immune algorithm (Chen & You, 2005) have been introduced to solve the RRAP.

2.2 The reliability allocation problem with component choices (RAPCC)

The RAPCC is the determination of optimal component reliability to maximize the system reliability under cost constraint. A problem is formulated as a binary integer programming model with a nonlinear objective function (Ait-Kadi & Noureldath, 2001), which is equivalent to a knapsack problem with multiple-choice constraint, so that it is the NP-hard problem (Garey & Johnson, 1979). Some algorithms for such knapsack problems with multiple-choice constraint have been suggested in the literature (Nauss, 1978; Sinha & Zoltners, 1979; Sung & Lee, 1994).

A variety of algorithms including exact methods, heuristics, and meta-heuristics have already been proposed for the RAPCC. An exact optimal solution is obtained by branch-and-bound algorithm (Djerdjour & Rekab, 2001; Sung & Cho, 1999). Meta-heuristics such as neural network (Noureldath & Nahas, 2003), simulated annealing (Kim et al., 2004; Kim et al., 2008), tabu search (Kim et al., 2008), and ant colony optimization (Nahas & Noureldath, 2005) have been introduced to solve the RAPCC. Also, Kim et al. (2008) solved the large-scale examples by using a reoptimization procedure with tabu search and simulated annealing.

3. Mathematical programming models

Notations and decision variables in the mathematical programming model are as follows.

n : the number of subsystems

m : the number of components

i : index for subsystems ($i = 1, 2, \dots, n$)

j : index for components ($j = 1, 2, \dots, m$)

R_S : system reliability

R_i : reliability of subsystem i

C_S : system-level constraint limits for cost

W_S : system-level constraint limits for weight

r_{ij} : reliability of component j available for subsystem i

c_{ij} : cost of component j available for subsystem i

w_{ij} : weight of component j available for subsystem i

u_i : maximum number of components used in subsystem i

x_{ij} : quantity of component j used in subsystem i (for RRAP)

$$x_{ij} = \begin{cases} 1, & \text{if component } j \text{ used in subsystem } i \\ 0, & \text{otherwise} \end{cases} \quad (\text{for RAPCC})$$

3.1 Reliability-redundancy allocation problem (RRAP)

This study deals with the reliability-redundancy allocation problem in a series-parallel system as shown in Fig. 1.

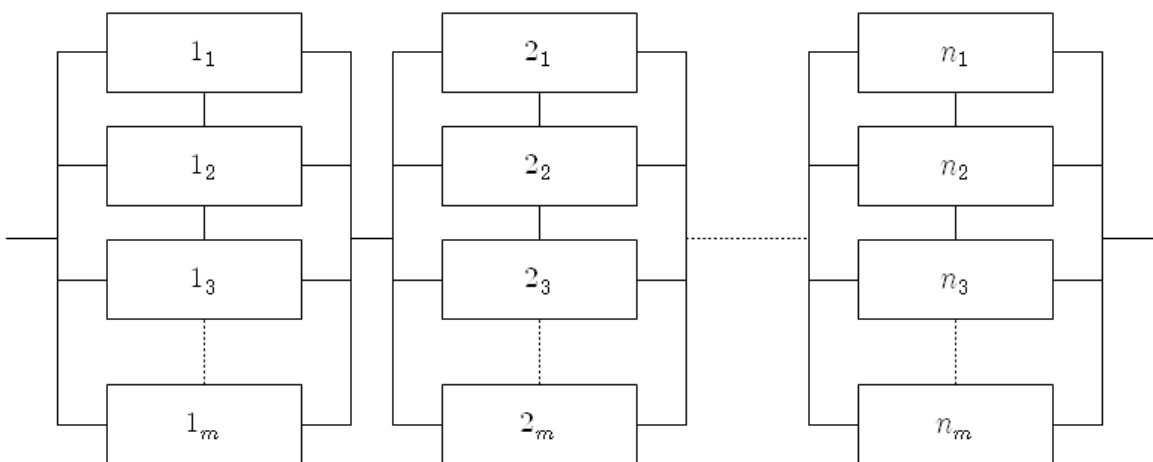


Fig. 1. Series-parallel system

The relationship between the system reliability (R_S) and the reliability of subsystem i (R_i), in a series system, is shown in Eq. (1).

$$R_S = \prod_{i=1}^n R_i \quad (1)$$

The relationship between the reliability of subsystem i (R_i) and the reliability of component j available for subsystem i (r_{ij}), in a parallel system, is shown in Eq. (2).

$$R_i = 1 - \prod_{j=1}^m [1 - r_{ij}]^{x_{ij}} \quad (2)$$

Using Eqs. (1) and (2), the mathematical programming model of the RRAP in a series-parallel system is as follows.

$$\text{Maximize } R_S = \prod_{i=1}^n R_i = \prod_{i=1}^n \left\{ 1 - \prod_{j=1}^m [1 - r_{ij}]^{x_{ij}} \right\} \quad (3)$$

$$\text{Subject to } \sum_{i=1}^n \sum_{j=1}^m c_{ij} \cdot x_{ij} \leq C_S \quad (4)$$

$$\sum_{i=1}^n \sum_{j=1}^m w_{ij} \cdot x_{ij} \leq W_S \quad (5)$$

$$1 \leq \sum_{j=1}^m x_{ij} \leq u_i, \quad i = 1, 2, \dots, n \quad (6)$$

$$x_{ij} \geq 0, \quad i = 1, 2, \dots, n, \quad j = 1, 2, \dots, m, \quad \text{Integer} \quad (7)$$

The objective function is to maximize the system reliability in a series-parallel system. Eqs. (4) and (5) show the resource constraints with cost and weight. Eq. (6) shows the maximum and minimum number of components that can be used for each subsystem. Eq. (7) shows the integer decision variables.

3.2 Reliability allocation problem with component choices (RAPCC)

As shown in Fig. 2, a series system consisting of n subsystems where each subsystem has several component alternatives which can perform same functions with different characteristics is considered in this study. The problem is proposed to select the optimal combination of component alternatives to maximize the system reliability given the cost. Only one component will be adopted for each subsystem.

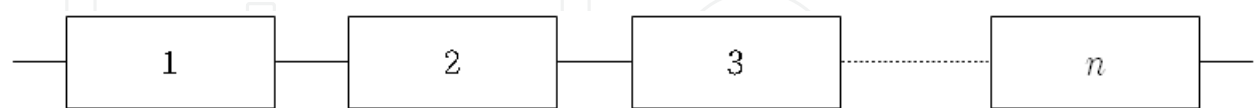


Fig. 2. Series system

Using Eq. (1), the mathematical programming model of the RAPCC in a series system is as follows.

$$\text{Maximize } R_S = \prod_{i=1}^n \left(\sum_{j=1}^m r_{ij} \cdot x_{ij} \right) \quad (8)$$

$$\text{Subject to } \sum_{i=1}^n \sum_{j=1}^m c_{ij} \cdot x_{ij} \leq C_S \quad (9)$$

$$\sum_{j=1}^m x_{ij} = 1, \quad i = 1, 2, \dots, n \quad (10)$$

$$x_{ij} = \{0, 1\}, \quad i = 1, 2, \dots, n, \quad j = 1, 2, \dots, m \quad (11)$$

The objective function is to maximize the system reliability in a series system. Eq. (9) shows the cost constraint, Eq. (10) represents the multiple-choice constraint which is that the problem prohibits component redundancy, and Eq. (11) defines the decision variables.

4. Hybrid parallel genetic algorithm

The genetic algorithm is a stochastic search method based on the natural selection, reproduction, and evolution theory proposed by Holland (1975). The parallel genetic algorithm paratactically evolves by operating several sub-populations. This study suggests a hybrid parallel genetic algorithm for reliability optimization with resource constraints. The suggested algorithm includes different heuristics such as swap, 2-opt, and interchange (except for RAPCC) for an improvement solution. The suggested process of a hybrid parallel genetic algorithm is shown in Fig. 3.

4.1 Gene representation

The gene representation has to reflect the properties of the system structure. The suggested algorithm for the RRAP represents a gene by one string as shown in Table 1.

Subsystem(Component Alternatives)	1(4)				2(3)			3(4)			
Redundancy & Component	2	1	1	0	1	0	2	0	1	3	0

Table 1. Gene representation (RRAP)

The subsystem in Table 1 indicate the nominal number of subsystem. However, it is not necessary for this number to be one for the composition of a substantial objective function. The "Redundancy & Component" row represents the number of components available for each subsystem. For example, as shown Table 1, subsystem 1 consists of two components of C1, one component of C2, one component of C3. Table 1 can be expressed as shown in Fig. 4.

The suggested algorithm for the RAPCC represents a gene by one string as shown in Table 2.

The subsystem in Table 2 indicates the nominal number of subsystems. However, it is not necessary for the composition of a substantial objective function. The "Component" row represents the available component number for each subsystem. For example, as shown Table 2, a series system uses component No.3 in subsystem 1, component No.2 in subsystem 2, ..., and component No.5 in subsystem 6.

4.2 Population

The population of a parallel genetic algorithm consists of an initial population and several sub-populations. The initial population is usually generated by the random and the heuristic generation method. The heuristic generation method tends to interrupt global search.

Therefore, the initial population is generated by the random generation method in this study. The initial population is composed 500 individuals with 100 individuals allocated for each sub-population.

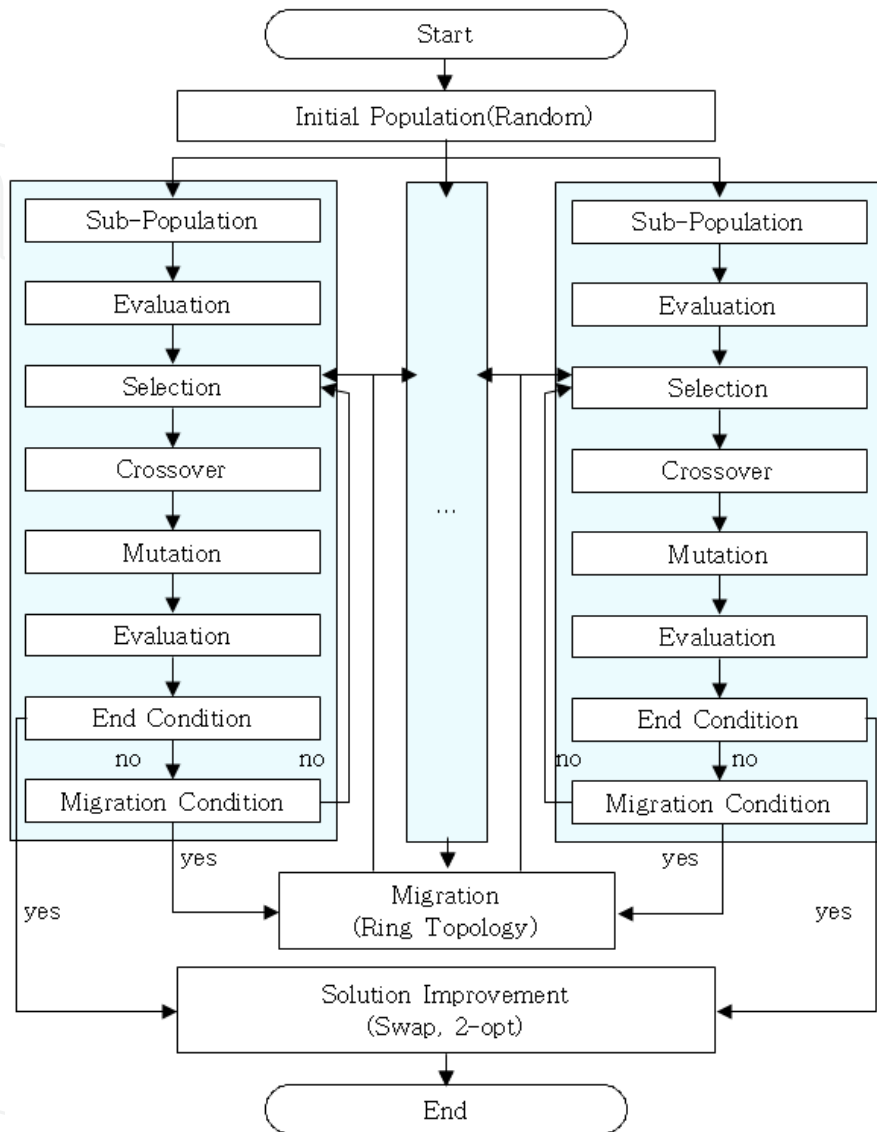


Fig. 3. Hybrid parallel genetic algorithm

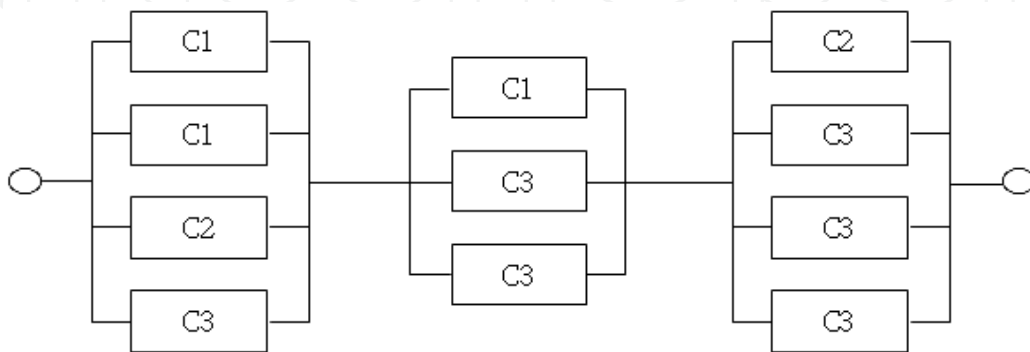


Fig. 4. System structure of Table 1

Subsystem	1	2	3	4	5	6
Component	3	2	4	1	3	5

Table 2. Gene representation (RAPCC)

4.3 Fitness

The fitness function to evaluate the solutions is commonly obtained from the objective function. Penalty functions were used for infeasible solutions by the random generation method in this study. Eqs. (12) and (13) show cost and weight penalty functions, respectively.

$$P_C = \begin{cases} 1, & \text{total cost} \leq C_s \\ \frac{1}{\text{total cost}}, & \text{otherwise} \end{cases} \quad (12)$$

$$P_W = \begin{cases} 1, & \text{total weight} \leq W_s \\ \frac{1}{\text{total weight}}, & \text{otherwise} \end{cases} \quad (13)$$

The multiplication of system reliability and penalty functions related to its cost and weight (except for RAPCC) were used to calculate the fitness of the solutions in the suggested algorithm as shown in Eq. (14).

$$\text{fitness} = R_S \cdot P_C \cdot P_W \quad (14)$$

4.4 Selection

The selection method to choose the pairs of parents is applied by the roulette wheel method in the suggested algorithm. The roulette wheel method is one of the most common proportionate selection schemes. In this scheme, the probability to select an individual is proportional to its fitness. It is also stochastically possible for infeasible solutions to survive. The suggested algorithm applies the elitism strategy for the survival of an optimum solution by generation in order to avoid the disappearance of an excellent solution.

4.5 Crossover

The crossover is the main genetic operator. It operates on two individuals at a time and generates offspring by combining both individuals' features. The crossover operator applies a uniform crossover in the suggested algorithm as shown in Fig. 5. The steps of the uniform crossover are as follows.

- Step 1.** Random numbers were generated for individuals and the individual for crossover was selected by comparing the crossover rate for each individual.
- Step 2.** The selected individuals were mated between themselves.
- Step 3.** For each bit of the mated individuals was generated a random number of either 0 or 1.
- Step 4.** The two offspring bits were generated through a crossover of the two parents' bits when the random number associated with those bits was 1.

P_1	3	5	5	1	1	3
P_2	4	2	2	3	3	5
RN	0	0	1	1	0	1
O_1	3	5	2	3	1	5
O_2	4	2	5	1	3	3

Fig. 5. Uniform crossover

4.6 Mutation

The mutation is a background operator which produces spontaneous random changes in various individuals. The mutation operator applies the uniform mutation in the suggested algorithm as shown in Fig. 6. The steps of the uniform mutation are as follows.

- Step 1.** The mutation bits were selected by comparing a random number with the mutation rate after Generating a random number between 0~1 for all individual bits.
- Step 2.** The value of the selected bits were substituted with a new value between 0 and the maximum number of components in each subsystem.

O_1	3	5	2	3	3	5
RN	0.55	0.91	0.43	0.02	0.18	0.09
O_1	3	5	2	1	3	5

Fig. 6. Uniform mutation

4.7 Migration

The migration is an exchange operator to change useful information between neighbor sub-populations. Periodically, each sub-population sends its best individuals to its neighbors. When dealing with the migration, the main issues to be considered are migration parameters such as neighborhood structure, the individuals' selection for exchanging, sub-population size, migration period, and migration rate. In the suggested algorithm, the neighborhood structure uses a ring topology as shown in Fig. 7 and the individuals' selection for exchanging is determined by the application of the fitness function. Other migration parameters are shown in Table 3.

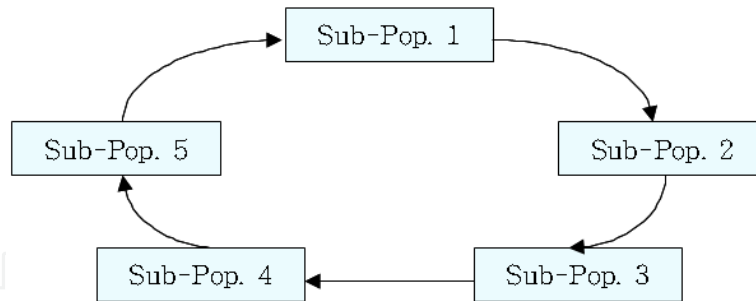


Fig. 7. Neighborhood structure (ring topology)

Migration parameter	Sub-population size	Migration period	Migration rate
Value	100	50	0.2

Table 3. Migration parameters

4.8 Genetic parameters

The genetic parameters include the population size, crossover rate (P_c), mutation rate (P_m), and the number of generations. It is hard to find the best parametric values, so the following parameters were obtained by repeated experiments. The genetic parameters are shown in Table 4.

Genetic parameter	Population size	Crossover rate(P_c)	Mutation rate(P_m)	The number of generations
Value	500	0.8	0.02	1,000~3,000

Table 4. Genetic parameters

4.9 Improvement solution

The suggested algorithm includes different heuristics such as swap, 2-opt, and interchange (except for RAPCC) for improvement of the solution. The swap heuristic was used to exchange each bit which selected two solutions among the five solutions generated by the parallel genetic algorithm. After applying the swap heuristic, a solution of the parallel genetic algorithm was selected by using best fitness. In a selected solution, the 2-opt heuristic performed the exchanging of two bits to enable improvement. The interchange heuristic was applied to each subsystem to exchanging sequences of bits. Finally, a solution of a hybrid parallel genetic algorithm was produced using best fitness after the application of the interchange heuristic.

5. Numerical experiments

5.1 The reliability-redundancy allocation problem (RRAP)

In order to evaluate the performance of the suggested algorithm for the integer nonlinear RRAP, this study performed experiments on 33 variations of Fyffe et. al. (1968), as suggested by Nakagawa & Miyazaki (1981). In this problem, the series-parallel system is connected by

14 parallel subsystems and each has three or four components of choice. The objective is to maximize the reliability of the series-parallel system subject to the cost constraint of 130 and weight constraint ranging from 159 to 190. The maximum number of components is 6 in each subsystem. The component data for testing problems are listed in Table 5.

Subsystem No.	Component choices											
	Choice 1			Choice 2			Choice 3			Choice 4		
	R	C	W	R	C	W	R	C	W	R	C	W
1	0.90	1	3	0.93	1	4	0.91	2	2	0.95	2	5
2	0.95	2	8	0.94	1	10	0.93	1	9	*	*	*
3	0.85	2	7	0.90	3	5	0.87	1	6	0.92	4	4
4	0.83	3	5	0.87	4	6	0.85	5	4	*	*	*
5	0.94	2	4	0.93	2	3	0.95	3	5	*	*	*
6	0.99	3	5	0.98	3	4	0.97	2	5	0.96	2	4
7	0.91	4	7	0.92	4	8	0.94	5	9	*	*	*
8	0.81	3	4	0.90	5	7	0.91	6	6	*	*	*
9	0.97	2	8	0.99	3	9	0.96	4	7	0.91	3	8
10	0.83	4	6	0.85	4	5	0.90	5	6	*	*	*
11	0.94	3	5	0.95	4	6	0.96	5	6	*	*	*
12	0.79	2	4	0.82	3	5	0.85	4	6	0.90	5	7
13	0.98	2	5	0.99	3	5	0.97	2	6	*	*	*
14	0.90	4	6	0.92	4	7	0.95	5	6	0.99	6	9

Table 5. Component data for testing problems

To use CPLEX, this study performed additional steps for transforming the integer nonlinear RRAP into an equivalent binary knapsack problem (Bae et al., 2007; Coit, 2003) as shown in Eqs. (15) to (21).

$$\text{Maximize } \ln R_S = \sum_{i=1}^n \sum_{x_{i1}=0}^{u_i} \cdots \sum_{x_{im}}^{u_i} r_{ix_{i1} \cdots x_{im}} \cdot y_{ix_{i1} \cdots x_{im}} \quad (15)$$

$$\text{Subject to } \sum_{i=1}^n \sum_{x_{i1}=0}^{u_i} \cdots \sum_{x_{im}}^{u_i} \left(\sum_{j=1}^m x_{ij} \cdot c_{ij} \right) \cdot y_{ix_{i1} \cdots x_{im}} \leq C_S \quad (16)$$

$$\sum_{i=1}^n \sum_{x_{i1}=0}^{u_i} \cdots \sum_{x_{im}}^{u_i} \left(\sum_{j=1}^m x_{ij} \cdot w_{ij} \right) \cdot y_{ix_{i1} \cdots x_{im}} \leq W_S \quad (17)$$

$$\sum_{x_{i1}=0}^{u_i} \cdots \sum_{x_{im}}^{u_i} y_{ix_{i1} \cdots x_{im}} = 1, \quad i = 1, 2, \dots, n \tag{18}$$

$$1 \leq \sum_{j=1}^m x_{ij} \leq u_i, \quad i = 1, 2, \dots, n \tag{19}$$

$$x_{ij} \geq 0, \quad i = 1, 2, \dots, n, \quad j = 1, 2, \dots, m, \text{ Integer} \tag{20}$$

$$y_{ix_{i1} \cdots x_{im}} = \begin{cases} 1, & \text{if } x_{ij} \text{ of the } j\text{th component are used for subsystem } i \\ 0, & \text{otherwise} \end{cases} \tag{21}$$

where, $r_{ix_{i1} \cdots x_{im}} = \ln(1 - q_{i1}^{x_{i1}} q_{i2}^{x_{i2}} \cdots q_{im}^{x_{im}})$, $q_{im}^{x_{im}} = (1 - r_{im})^{x_{im}}$, $i = 1, 2, \dots, n$

The experimental results including component structure, reliability, cost, and weight by using a hybrid parallel genetic algorithm are shown in Table 6.

No.	W	Components structure	Reliability	Cost	Weight
1	191	333, 11, 444, 3333, 222, 22, 111, 1111, 12, 233, 33, 1111, 11, 34	0.9868110	130	191
2	190	333, 11, 444, 3333, 222, 22, 111, 1111, 11, 233, 33, 1111, 12, 34	0.9864161	130	190
3	189	333, 11, 444, 3333, 222, 22, 111, 1111, 23, 233, 13, 1111, 11, 34	0.9859217	130	189
4	188	333, 11, 444, 3333, 222, 22, 111, 1111, 23, 223, 13, 1111, 12, 34	0.9853782	130	188
5	187	333, 11, 444, 3333, 222, 22, 111, 1111, 13, 223, 13, 1111, 22, 34	0.9846881	130	187
6	186	333, 11, 444, 333, 222, 22, 111, 1111, 23, 233, 33, 1111, 22, 34	0.9841755	129	186
7	185	333, 11, 444, 3333, 222, 22, 111, 1111, 23, 223, 13, 1111, 22, 33	0.9835049	130	185
8	184	333, 11, 444, 333, 222, 22, 111, 1111, 33, 233, 33, 1111, 22, 34	0.9829940	130	184
9	183	333, 11, 444, 333, 222, 22, 111, 1111, 33, 223, 33, 1111, 22, 34	0.9822557	129	183
10	182	333, 11, 444, 333, 222, 22, 111, 1111, 33, 333, 33, 1111, 22, 33	0.9815183	130	182
11	181	333, 11, 444, 333, 222, 22, 111, 1111, 33, 233, 33, 1111, 22, 33	0.9810271	129	181
12	180	333, 11, 444, 333, 222, 22, 111, 1111, 33, 223, 33, 1111, 22, 33	0.9802902	128	180
13	179	333, 11, 444, 333, 222, 22, 111, 1111, 33, 223, 13, 1111, 22, 33	0.9795047	126	179
14	178	333, 11, 444, 333, 222, 22, 111, 1111, 33, 222, 13, 1111, 22, 33	0.9784003	125	178
15	177	333, 11, 444, 333, 222, 22, 111, 113, 33, 223, 13, 1111, 22, 33	0.9775953	126	177
16	176	333, 11, 444, 333, 222, 22, 33, 1111, 33, 223, 13, 1111, 22, 33	0.9766905	124	176
17	175	333, 11, 444, 333, 222, 22, 13, 1111, 33, 223, 33, 1111, 22, 33	0.9757079	125	175
18	174	333, 11, 444, 333, 222, 22, 13, 1111, 33, 223, 13, 1111, 22, 33	0.9749261	123	174
19	173	333, 11, 444, 333, 222, 22, 13, 1111, 33, 222, 13, 1111, 22, 33	0.9738268	122	173
20	172	333, 11, 444, 333, 222, 22, 13, 113, 33, 223, 13, 1111, 22, 33	0.9730266	123	172
21	171	333, 11, 444, 333, 222, 22, 13, 113, 33, 222, 13, 1111, 22, 33	0.9719295	122	171
22	170	333, 11, 444, 333, 222, 22, 13, 113, 33, 222, 11, 1111, 22, 33	0.9707604	120	170
23	169	333, 11, 444, 333, 222, 22, 11, 113, 33, 222, 13, 1111, 22, 33	0.9692910	121	169
24	168	333, 11, 444, 333, 222, 22, 11, 113, 33, 222, 11, 1111, 22, 33	0.9681251	119	168
25	167	333, 11, 444, 333, 22, 22, 13, 113, 33, 222, 11, 1111, 22, 33	0.9663351	118	167
26	166	333, 11, 44, 333, 222, 22, 13, 113, 33, 222, 11, 1111, 22, 33	0.9650416	116	166

27	165	333, 11, 444, 333, 22, 22, 11, 113, 33, 222, 11, 1111, 22, 33	0.9637118	117	165
28	164	333, 11, 44, 333, 222, 22, 11, 113, 33, 222, 11, 1111, 22, 33	0.9624219	115	164
29	163	333, 11, 44, 333, 22, 22, 13, 113, 33, 222, 11, 1111, 22, 33	0.9606424	114	163
30	162	333, 11, 44, 333, 22, 22, 11, 113, 33, 222, 13, 1111, 22, 33	0.9591884	115	162
31	161	333, 11, 44, 333, 22, 22, 11, 113, 33, 222, 11, 1111, 22, 33	0.9580346	113	161
32	160	333, 11, 44, 333, 22, 22, 11, 111, 33, 222, 13, 1111, 22, 33	0.9557144	112	160
33	159	333, 11, 44, 333, 22, 22, 11, 111, 33, 222, 11, 1111, 22, 33	0.9545648	110	159

Table 6. Experimental results by using HPGA (C=130)

The experimental results compared to the results of CPLEX and existing meta-heuristics, such as GA (Coit & Smith, 1996), TS (Kulturel-Konak et al., 2003), ACO (Liang & Smith, 2004), and IA (Chen & You, 2005) are shown in Table 6. The comparison of CPLEX, meta-heuristics, and the suggested algorithm is shown in Table 7.

The suggested algorithm in all problems showed the optimal solution 6~9 times out of 10 runs and obtained same or superior solutions compared to the meta-heuristics. Of the results in Table 7, when compared with the meta-heuristics, 25 solutions are superior to GA, 7 solutions are superior to TS and ACO, and 9 solutions are superior to IA, respectively. The other solutions are the same. The suggested algorithm could paratactically evolve by operating several sub-populations and improve on the solution through swap, 2-opt, and interchange heuristics.

No.	W	Reliability						Number of optimal by HPGA (10 runs)
		CPLEX	GA	TS	ACO	IA	HPGA (This study)	
1	191	0.9868110	0.9867	0.986811	0.9868	0.9868110	0.9868110	8 / 10
2	190	0.9864161	0.9857	0.986416	0.9859	0.9864161	0.9864161	7 / 10
3	189	0.9859217	0.9856	0.985922	0.9858	0.9859217	0.9859217	9 / 10
4	188	0.9853782	0.9850	0.985378	0.9853	0.9853297	0.9853782	8 / 10
5	187	0.9846881	0.9844	0.984688	0.9847	0.9844495	0.9846881	8 / 10
6	186	0.9841755	0.9836	0.984176	0.9838	0.9841755	0.9841755	9 / 10
7	185	0.9835049	0.9831	0.983505	0.9835	0.9834363	0.9835049	8 / 10
8	184	0.9829940	0.9823	0.982994	0.9830	0.9826980	0.9829940	9 / 10
9	183	0.9822557	0.9819	0.982256	0.9822	0.9822062	0.9822557	7 / 10
10	182	0.9815183	0.9811	0.981518	0.9815	0.9815183	0.9815183	9 / 10
11	181	0.9810271	0.9802	0.981027	0.9807	0.9810271	0.9810271	8 / 10
12	180	0.9802902	0.9797	0.980290	0.9803	0.9802902	0.9802902	9 / 10
13	179	0.9795047	0.9791	0.979505	0.9795	0.9795047	0.9795047	9 / 10
14	178	0.9784003	0.9783	0.978400	0.9784	0.9782085	0.9784003	7 / 10
15	177	0.9775953	0.9772	0.977474	0.9776	0.9772429	0.9775953	8 / 10

16	176	0.9766905	0.9764	0.976690	0.9765	0.9766905	0.9766905	7 / 10
17	175	0.9757079	0.9753	0.975708	0.9757	0.9757079	0.9757079	9 / 10
18	174	0.9749261	0.9744	0.974788	0.9749	0.9746901	0.9749261	6 / 10
19	173	0.9738268	0.9738	0.973827	0.9738	0.9737580	0.9738268	8 / 10
20	172	0.9730266	0.9727	0.973027	0.9730	0.9730266	0.9730266	9 / 10
21	171	0.9719295	0.9719	0.971929	0.9719	0.9719295	0.9719295	7 / 10
22	170	0.9707604	0.9708	0.970760	0.9708	0.9707604	0.9707604	9 / 10
23	169	0.9692910	0.9692	0.969291	0.9693	0.9692910	0.9692910	8 / 10
24	168	0.9681251	0.9681	0.968125	0.9681	0.9681251	0.9681251	8 / 10
25	167	0.9663351	0.9663	0.966335	0.9663	0.9663351	0.9663351	8 / 10
26	166	0.9650416	0.9650	0.965042	0.9650	0.9650416	0.9650416	9 / 10
27	165	0.9637118	0.9637	0.963712	0.9637	0.9637118	0.9637118	7 / 10
28	164	0.9624219	0.9624	0.962422	0.9624	0.9624219	0.9624219	7 / 10
29	163	0.9606424	0.9606	0.959980	0.9606	0.9606424	0.9606424	8 / 10
30	162	0.9591884	0.9591	0.958205	0.9592	0.9591884	0.9591884	6 / 10
31	161	0.9580346	0.9580	0.956922	0.9580	0.9580346	0.9580346	7 / 10
32	160	0.9557144	0.9557	0.955604	0.9557	0.9557144	0.9557144	6 / 10
33	159	0.9545648	0.9546	0.954325	0.9546	0.9545648	0.9545648	8 / 10

Table 7. Comparison of CPLEX, meta-heuristics and HPGA (C=130)

In order to calculate the improvement of reliability for existing studies and the suggested algorithm, a maximum possible improvement (MPI) was obtained by Eqs. from (22) to (25) and is shown in Fig. 8.

$$L1(GA) = \frac{R_{HPGA} - R_{GA}}{1 - R_{GA}} \times 100 \quad (22)$$

$$L2(TS) = \frac{R_{HPGA} - R_{TS}}{1 - R_{TS}} \times 100 \quad (23)$$

$$L3(ACO) = \frac{R_{HPGA} - R_{ACO}}{1 - R_{ACO}} \times 100 \quad (24)$$

$$L4(IA) = \frac{R_{HPGA} - R_{IA}}{1 - R_{IA}} \times 100 \quad (25)$$

$L1(GA)$: MPI(%) of GA results

$L2(TS)$: MPI(%) of TS results

$L3(ACO)$: MPI(%) of ACO results

$L4(IA)$: MPI(%) of IA results

R_{HPGA} : system reliability by HPGA

R_{GA} : system reliability by GA

R_{TS} : system reliability by TS

R_{ACO} : system reliability by ACO

R_{IA} : system reliability by IA

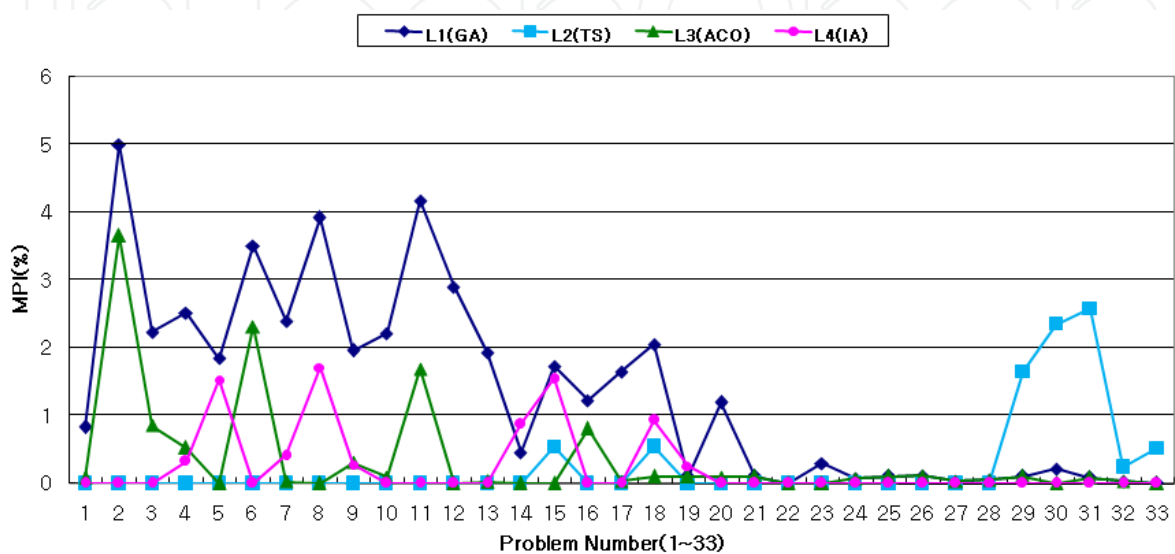


Fig. 8. MPI

The suggested algorithm improved system reliability better than existing studies except for TS in the 1st~20th test problems in which the weight was heavy. In addition, HPGA found superior system reliability compared to TS in the 29th~32th test problems in which the weight was light. The other solutions are almost the same.

Through the experiment, this study found that the performance of HPGA is superior to the existing meta-heuristics. In order to evaluate the performance of HPGA in large-scale problems, 5 more problems are presented through connecting the system data of testing problem 1 ($C=190$, $W=191$) in series systems. The large-scale problems consist of 28 subsystems ($C=260$, $W=382$), 42 subsystems ($C=390$, $W=573$), 56 subsystems ($C=520$, $W=764$), 70 subsystems ($C=650$, $W=955$) in series systems. After 10 runs using HPGA, the results compared with the optimal solution by CPLEX are shown in Table 8.

No.	Number of subsystems	C	W	CPLEX	HPGA (10 runs)		
					Max	S.D.	Number of optimal
1	14	130	191	0.9868110	0.9868110	0.000021	8 / 10
2	28	260	382	0.9740720	0.9740720	0.000147	6 / 10
3	42	390	573	0.9612374	0.9612374	0.000564	4 / 10
4	56	520	764	0.9488162	0.9488162	0.001095	1 / 10
5	70	650	955	0.9370413	0.9370413	0.001732	1 / 10

Table 8. Experimental results of the large-scale problems

The suggested algorithm presented optimal solutions in all large-scale problems. For the experimental results of large-scale problems 1~4, the suggested algorithm showed the optimal solutions 4~8 times out of 10 runs. The optimal solution to large-scale problem 5 was obtained by HPGA in 1 out of 10 runs.

5.2 The reliability allocation problem with component choices (RAPCC)

In order to evaluate the performance of the suggested algorithm for the reliability allocation problem with multiple-choice, this study performed experiments by using the Nahas & Nourelfath (2005) and the Kim et al. (2008) examples in series. The Nahas & Nourelfath (2005) examples consist of four examples: examples 1, 2, and 3 consist of 15 subsystems with 60, 80, and 100 components, respectively, and example 4 consists of 25 subsystems with 166 components. The budgets are \$1,000, \$900, \$1,000, and \$1,400, respectively. Examples by the Kim et al. (2008) consist of two large-scale examples (examples 5 and 6). Large-scale examples are presented through connecting the system data of example 4. Examples 5 and 6 consist of 100 and 200 subsystems with budgets of \$7,200~\$7,650 and \$14,400~\$15,100, respectively.

To use CPLEX, this study performed an additional step for transforming the nonlinear objective function into the linear function as shown in Eq. (26).

$$\text{Maximize } \ln R_S = \ln \left\{ \prod_{i=1}^n \left(\sum_{j=1}^m r_{ij} \cdot x_{ij} \right) \right\} = \sum_{i=1}^n \sum_{j=1}^m x_{ij} \cdot \ln r_{ij} \quad (26)$$

The experimental results of examples 1~4 including component structure, reliability, and cost by using CPLEX and a hybrid parallel genetic algorithm are shown in Table 9.

No.	Number of subsystems	Number of components	budget	CPLEX	HPGA		
				Reliability	Component structure	Reliability	Cost
1	15	60	1,000	0.857054	3-4-5-2-3-3-2-3-2-2-2-3-4-3-2	0.857054	990
2	15	80	900	0.915042	3-3-3-4-2-3-3-2-4-1-2-3-4-3-1	0.915042	900
3	15	100	1,000	0.965134	3-3-4-4-3-3-2-2-3-2-2-4-4-4-2	0.965134	995
4	25	166	1,400	0.865439	3-3-3-5-2-3-2-2-3-1-2-3-4-4-1-2-3-3-4-2-3-2-2-3-1	0.865439	1,395
					3-3-3-5-2-3-2-2-3-1-2-3-4-3-1-3-3-3-4-2-3-2-2-3-1	0.865439	1,395
					2-3-3-4-2-3-2-2-3-1-2-3-3-4-1-3-3-3-5-3-3-2-2-3-1	0.865439	1,400

Table 9. Experimental results of examples 1~4 by using CPLEX and HPGA

As found in Table 9, the suggested algorithm presented the optimal solutions in examples 14 and obtained a new optimal solution (3-3-3-5-2-3-2-2-3-1-2-3-4-3-1-3-3-3-4-2-3-2-2-3-1) in example 4.

After 10 runs using HPGA in examples 14, the experimental results including maximum, average and standard deviation values were compared with existing meta-heuristics such as ACO (Nahas & Nourelfath, 2005), SA (Kim et al., 2004), and TS (Kim et al., 2008). The comparison of meta-heuristics and the suggested algorithm is shown in Table 10.

No.	ACO			SA			TS			HPGA (This study)		
	Max	Ave.	S.D.	Max	Ave.	S.D.	Max	Ave.	S.D.	Max	Ave.	S.D.
1	0.85705	0.85705	0	0.85705	0.85705	0	0.857054	0.857054	0	0.857054	0.857054	0
2	0.91504	0.91504	0	0.91504	0.91504	0	0.915042	0.915042	0	0.915042	0.915042	0
3	0.96512	0.96439	0.00050	0.96513	0.96503	0.00033	0.965134	0.965134	0	0.965134	0.965134	0
4	0.86543	0.86491	0.00038	0.86543	0.86536	0.00025	0.865439	0.865439	0	0.865439	0.865439	0

Table 10. Experimental results of examples 1~4 by using CPLEX and HPGA

The suggested algorithm in examples 14 generated the optimal solutions without standard deviation and showed the same or superior solution compared to meta-heuristics.

In order to evaluate the performance of HPGA in large-scale problems, this study performed experiments by using examples in series as suggested by the Kim et al. (2008). After 10 runs using CPLEX and HPGA in examples 5 and 6, experimental results including maximum, standard deviation values, and maximum possible improvement (MPI) compared with existing meta-heuristics such as simulated annealing, tabu search, and reoptimization procedure by the Kim et al. (2008) are shown in Tables 11 and 12. The MPI was obtained by Eq. (27).

$$\%MPI = \frac{(Max - CPLEX)}{(1 - CPLEX)} \times 100 \quad (27)$$

Budget	CPLEX	SA			TS			HPGA (This Study)		
		Max	S.D.	%MPI	Max	S.D.	%MPI	Max	S.D.	%MPI
7,200	0.895758	0.895575	0.001342	-0.1756	0.895758	0.000312	0	0.895758	0.001017	0
7,250	0.900167	0.899438	0.001050	-0.7302	0.899984	0.000305	-0.1833	0.899984	0.000236	-0.1833
7,300	0.904599	0.903866	0.001027	-0.7683	0.904414	0.000390	-0.1939	0.904599	0.000529	0
7,350	0.908866	0.908405	0.001202	-0.5058	0.908866	0.000480	0	0.908866	0.000424	0
7,400	0.913154	0.912601	0.000499	-0.6368	0.913064	0.000337	-0.1036	0.913114	0.000107	-0.0461
7,450	0.917184	0.916815	0.000510	-0.4456	0.917093	0.000494	-0.1099	0.917184	0.000229	0
7,500	0.921141	0.920770	0.000743	-0.4705	0.921141	0.000365	0	0.921141	0.000156	0
7,550	0.925023	0.925023	0.000590	0	0.925023	0.000502	0	0.925023	0.000172	0
7,600	0.929013	0.928269	0.000696	-1.0481	0.929013	0.000445	0	0.929013	0	0
7,650	0.931526	0.931526	0.000388	0	0.931526	0	0	0.931526	0	0

Table 11. Experimental results of example 5 by using CPLEX and HPGA (10 runs)

Budget	CPLEX	TS			TS+SA Reoptimization			HPGA (This Study)		
		Max	S.D.	%MPI	Max	S.D.	%MPI	Max	S.D.	%MPI
14,400	0.802546	0.802218	0.000425	-0.1661	0.802218	0	-0.1661	0.802364	0.000110	-0.0922
14,450	0.806496	0.806167	0.000396	-0.1700	0.806167	0	-0.1700	0.806251	0.000076	-0.1266
14,500	0.810301	0.809890	0.000519	-0.2167	0.809970	0	-0.1745	0.810301	0.000094	0
14,550	0.814290	0.813792	0.000352	-0.2682	0.813792	0	-0.2682	0.813792	0.000182	-0.2682
14,600	0.818299	0.817388	0.000391	-0.5014	0.817798	0.000053	-0.2757	0.817984	0.000003	-0.1734
14,650	0.822160	0.821656	0.000891	-0.2834	0.821656	0	-0.2834	0.822160	0	0
14,700	0.826207	0.824787	0.000709	-0.8171	0.825364	0.000142	-0.4851	0.825774	0.000325	-0.2491
14,750	0.830105	0.829263	0.000815	-0.4956	0.829427	0.000026	-0.3991	0.830105	0.000407	0
14,800	0.833851	0.833428	0.000891	-0.2546	0.833510	0.000026	-0.2052	0.833604	0.000450	-0.1487
14,850	0.837614	0.837448	0.000824	-0.1022	0.837614	0	0	0.837614	0	0
14,900	0.841310	0.840805	0.000786	-0.3182	0.841310	0.000107	0	0.841310	0	0
14,950	0.844856	0.844009	0.000506	-0.5459	0.844856	0.000215	0	0.844856	0	0
15,000	0.848500	0.848332	0.000610	-0.1109	0.848500	0.000027	0	0.848500	0	0
15,050	0.852076	0.851991	0.000722	-0.0575	0.852076	0	0	0.852076	0	0
15,100	0.855751	0.855582	0.000679	-0.1172	0.855751	0	0	0.855751	0	0

Table 12. Experimental results of example 6 by using CPLEX and HPGA (10 runs)

As shown in Table 11, the result of SA and TS gave the optimal solution 2 and 6 times out of the 10 cases, respectively. The suggested algorithm found the optimal solution 8 times for the same cases and it showed the same or superior MPI compared to that of SA and TS. As the results in Table 12 show that, when compared with TS and the reoptimization procedure (TS+SA), the suggested algorithm gave the optimal solution 9 times out of the 15 cases and showed the same or superior MPI than TS and the reoptimization procedure (TS+SA). This is because the suggested algorithm could parallelly evolve by operating several sub-populations and improve the solution through swap and 2-opt heuristics.

Throughout the experiment, this study found that performance of HPGA is superior to existing meta-heuristics. This study has generated one more example, example 7, which is presented through connecting the system data of example 4 in series. Example 7 consists of 1,000 subsystems with \$90,000-\$99,000 budgets. After 10 runs using CPLEX and HPGA in example 7, the experimental results including the maximum, standard deviation values, and maximum possible improvement (MPI) are shown in Table 13.

Budget	CPLEX	HPGA		
		Max	S.D.	%MPI
90,000	0.831082	0.830757	0.000681	-0.1924
91,000	0.847706	0.846918	0.000594	-0.5174
92,000	0.860003	0.859647	0.000317	-0.2543
93,000	0.871659	0.871516	0.000183	-0.2228
94,000	0.883369	0.883275	0.000262	-0.0806
95,000	0.895226	0.895185	0.000208	-0.0391
96,000	0.904832	0.904832	0.000079	0
97,000	0.913836	0.913791	0.000055	-0.0522
98,000	0.920716	0.920716	0.000016	0
99,000	0.924869	0.924869	0	0

Table 13. Experimental results of example 7 by using CPLEX and HPGA (10 runs)

As shown in Table 13, the suggested algorithm presented the optimal solution in 3 times out of 10 cases. While the budget increased, the suggested algorithm found the near-optimal solution.

6. Conclusions

This study suggested mathematical programming models and a hybrid parallel genetic algorithm for reliability optimization with resource constraints. The experimental results compared HPGA with existing meta-heuristics and CPLEX, and evaluated the performance of the suggested algorithm.

The suggested algorithm presented superior solutions to all problems (including large-scale problems) and found that the performance is superior to existing meta-heuristics. This is because the suggested algorithm could paratactically evolve by operating several sub-populations and improve the solution through swap, 2-opt, and interchange (except for RAPCC) heuristics.


The suggested algorithm would be able to be applied to system design with a reliability goal with resource constraints for large scale reliability optimization problems.

7. References

- Ait-Kadi, D. & Nourelfath, M. (2001). Availability Optimization of Fault-Tolerant Systems, *Proceedings of International Conference on Industrial Engineering Production Management (IEPM 2001)*, Quebec, Canada, August, 2001.
- Bae, C. O.; Kim, H. G.; Kim, J. H.; Son, J. Y. & Yun, W. Y. (2007). Solving the Redundancy Allocation Problem with Multiple Component Choice using Metaheuristics, *International Journal of Industrial Engineering*, Special Issue, pp.315-323.
- Bellman, R. & Dreyfus, S. (1958). Dynamic Programming and the Reliability of Multicomponent Devices, *Operations Research*, Vol.6, No.2, pp.200-206.

- Chern, M. S. (1992). On the Computational Complexity of Reliability Redundancy Allocation in a Series System, *Operations Research Letters*, Vol.11, No.5, pp.309-315.
- Chern, M. S. & Jan, R. H. (1986). Reliability Optimization Problems with Multiple Constraints. *IEEE Transactions on Reliability*, Vol.35, No.4, pp.431-436.
- Chen, T. C. & You, P. S. (2005). Immune Algorithms based Approach for Redundant Reliability Problems with Multiple Component Choices, *Computers in Industry*, Vol.56, No.2, pp.195-205.
- Coit, D. W. (2003). Maximization of System Reliability with a Choice of Redundancy Strategies, *IIE Transactions*, Vol.35, No.6, pp.535-543.
- Coit, D. W. & Smith, A. E. (1996). Reliability Optimization of Series-Parallel Systems using a Genetic Algorithm, *IEEE Transactions on Reliability*, Vol.45, No.2, pp.254-260.
- CPLEX. [http://www-947.ibm.com/support/entry/portal/Overview/Software/ WebSphere /IBM_ILOG_CPLEX](http://www-947.ibm.com/support/entry/portal/Overview/Software/WebSphere/IBM_ILOG_CPLEX)
- Djerdjour, M. & Rekab, K. (2001). A Branch and Bound Algorithm for Designing Reliable Systems at a Minimum Cost, *Applied Mathematics and Computation*, Vol.118, No.2-3, pp.247-259.
- Fyffe, D. E.; Hines, W. W. & Lee, N. K. (1968). System Reliability Allocation and a Computational Algorithm, *Operations Research*, Vol.17, No.2, pp.64-69.
- Garey, M. R. & Johnson, D. S. (1979). *Computers and Intractability: A Guide to the Theory of NP-Completeness*, W. H. Freeman and Company, New York, USA.
- Gen, M.; Ida, K.; Sasaki, M. & Lee, J. U. (1989). Algorithm for Solving Large Scale 0-1 Goal Programming and its Application to Reliability Optimization Problem, *Computers and Industrial Engineering*, Vol.17, No.1, pp.525-530.
- Ghare, P. M. & Taylor, R. E. (1969). Optimal Redundancy for Reliability in Series System, *Operations Research*, Vol.17, No.5, pp.838-847.
- Holland, J. H. (1975), *Adaption in Natural and Artificial Systems*. University of Michigan Press.
- Ida, K.; Gen, M. & Yokota, T. (1994). System Reliability Optimization with Several Failure Modes by Genetic Algorithm, *Proceedings of the 16th International Conference on Computers and Industrial Engineering*, Ashikaga, Japan, March, 1994.
- Jianping, L. (1996). A Bound Heuristic Algorithm for Solving Reliability Redundancy Optimization, *Microelectronics and Reliability*, Vol.3, No.5, pp.335-339.
- Kim, H. G.; Bae, C. O.; Kim, J. H. & Son, J. Y. (2008). Solution Methods for Reliability Optimization Problem of a Series System with Component Choices, *Journal of the Korean Institute of Industrial Engineers*, Vol.34, No.1, pp.49-56.
- Kim, H. G.; Bae, C. O. & Paik, C. H. (2004). A Simulated Annealing Algorithm for the Optimal Reliability Design Problem of a Series System with Component Choices, *IE Interfaces*, Vol.17, Special Edition, pp.69-78.
- Kulturel-Konak, S.; Smith, A. E. & Coit, D. W. (2003). Efficiently Solving the Redundancy Allocation Problem using Tabu Search, *IIE Transactions*, Vol.35, No.6, pp.515-526.
- Kuo, W.; Lin, H.; Xu, Z. & Zhang, W. (1987). Reliability Optimization with the Lagrange Multiplier and Branch-and-Bound Technique, *IEEE Transactions on Reliability*, Vol.36, No.5, pp.624-630.
- Kuo, W. & Prasad, V. R. (2000). An Annotated Overview of System Reliability Optimization, *IEEE Transactions on Reliability*, Vol.49, No.2, pp.176-187.

- Kuo, W. & Wan, R. (2007). Recent Advances in Optimal Reliability Allocation, *IEEE Transactions on systems, man, and cybernetics-Part A: systems and humans*, Vol.37, No.2, pp.143-156.
- Liang, Y. C. & Smith, A. E. (2004). An Ant Colony Optimization Algorithm for the Redundancy Allocation Problem, *IEEE Transactions on Reliability*, Vol.53, No.3, pp.417-423.
- Nahas, N. & Nourelfath, M. (2005). Ant System for Reliability Optimization of a Series System with Multiple Choice and Budget Constraints, *Reliability Engineering and System Safety*, Vol.87, No.1, pp.1-12.
- Nakagawa, Y. & Miyazaki, S. (1981). Surrogate Constraints Algorithm for Reliability Optimization Problems with Two Constraints, *IEEE Transactions on Reliability*, Vol.30, No.2, pp.175-180.
- Nauss, R. M. (1978). The 0-1 Knapsack Problem with Multiple Choice Constraints, *European Journal of Operational Research*, Vol.2, No.2, pp.121-131.
- Nourelfath, M. & Nahas, N. (2003). Quantized Hopfield Networks for Reliability Optimization, *Reliability Engineering and System Safety*, Vol.81, No.2, pp.191-196.
- Painton, L. & Campbell, J. (1995). Genetic Algorithms in Optimization of System Reliability, *IEEE Transactions on Reliability*, Vol.44, No.2, pp.172-178.
- Sinha, P. & Zoltners, A. A. (1979). The Multiple Choice Knapsack Problem, *Operations Research*, Vol.27, No.3, pp.503-515.
- Sung, C. S. & Cho, Y. K. (1999). Branch-and-Bound Redundancy Optimization for a Series System with Multiple-Choice Constraints, *IEEE Transactions on Reliability*, Vol.48, No.2, pp.108-117.
- Sung, C. S. & Lee, H. K. (1994). A Branch-and-Bound Approach for Spare Unit Allocation in a Series System, *European Journal of Operational Research*, Vol.75, No.1, pp.217-232.
- Tillman, F. A. (1969). Optimization by Integer Programming of Constrained Reliability Problems with Several Modes of Failure, *IEEE Transactions on Reliability*, Vol.18, No.2, pp.47-53.
- Tillman, F. A.; Hwang, C. L. & Kuo, W. (1977). Optimization Techniques for System Reliability with Redundancy-a Review, *IEEE Transactions on Reliability*, Vol.26, No.3, pp.148-155.
- Tzafestas, S. G. (1980). Optimization of System Reliability: A Survey of Problems and Techniques, *International Journal of Systems Science*, Vol.11, No.4, pp.455-486.
- Yalaoui, A.; Chatelet, E. & Chu, C. (2005). A New Dynamic Programming Method for Reliability and Redundancy Allocation, *IEEE Transactions on Reliability*, Vol.54, No.2, pp.254-261.
- You, P. S. & Chen, T. C. (2005). An Efficient Heuristic for Series-Parallel Redundant Reliability Problems, *Computers and Operations Research*, Vol.32, No.8, pp.2117-2127.



Real-World Applications of Genetic Algorithms

Edited by Dr. Olympia Roeva

ISBN 978-953-51-0146-8

Hard cover, 376 pages

Publisher InTech

Published online 07, March, 2012

Published in print edition March, 2012

The book addresses some of the most recent issues, with the theoretical and methodological aspects, of evolutionary multi-objective optimization problems and the various design challenges using different hybrid intelligent approaches. Multi-objective optimization has been available for about two decades, and its application in real-world problems is continuously increasing. Furthermore, many applications function more effectively using a hybrid systems approach. The book presents hybrid techniques based on Artificial Neural Network, Fuzzy Sets, Automata Theory, other metaheuristic or classical algorithms, etc. The book examines various examples of algorithms in different real-world application domains as graph growing problem, speech synthesis, traveling salesman problem, scheduling problems, antenna design, genes design, modeling of chemical and biochemical processes etc.

How to reference

In order to correctly reference this scholarly work, feel free to copy and paste the following:

Ki Tae Kim and Geonwook Jeon (2012). A Hybrid Parallel Genetic Algorithm for Reliability Optimization, Real-World Applications of Genetic Algorithms, Dr. Olympia Roeva (Ed.), ISBN: 978-953-51-0146-8, InTech, Available from: <http://www.intechopen.com/books/real-world-applications-of-genetic-algorithms/a-hybrid-parallel-genetic-algorithm-for-reliability-optimization>

INTECH
open science | open minds

InTech Europe

University Campus STeP Ri
Slavka Krautzeka 83/A
51000 Rijeka, Croatia
Phone: +385 (51) 770 447
Fax: +385 (51) 686 166
www.intechopen.com

InTech China

Unit 405, Office Block, Hotel Equatorial Shanghai
No.65, Yan An Road (West), Shanghai, 200040, China
中国上海市延安西路65号上海国际贵都大饭店办公楼405单元
Phone: +86-21-62489820
Fax: +86-21-62489821

© 2012 The Author(s). Licensee IntechOpen. This is an open access article distributed under the terms of the [Creative Commons Attribution 3.0 License](#), which permits unrestricted use, distribution, and reproduction in any medium, provided the original work is properly cited.

IntechOpen

IntechOpen