

Figure 16: Variation of skin friction τ against R at $t = \pi/4$

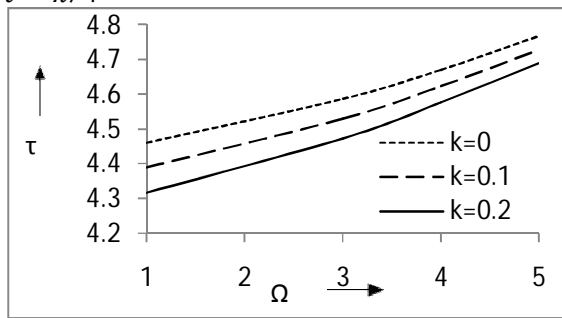


Figure 17: Variation of skin friction τ against Ω at $t = \pi/4$

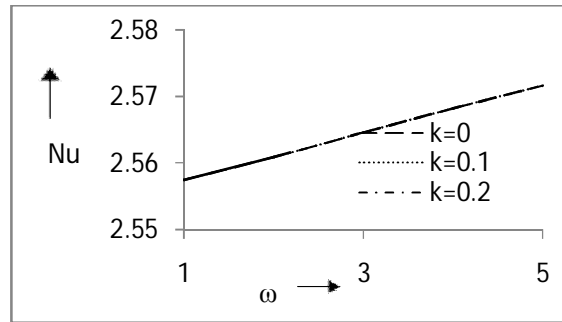


Figure 18: Variation of Nusselt number Nu against ω at $t = \pi/4$

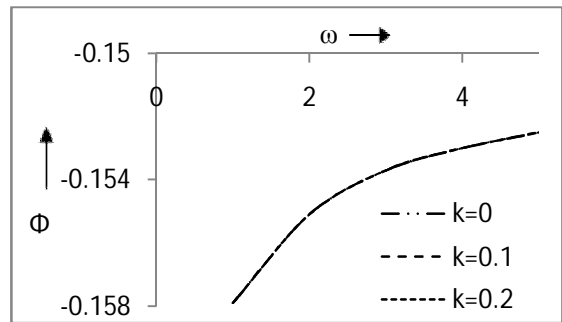


Figure 19: Variation of concentration profile against ω at $t = \pi/4$