

Physics

Physics Research Publications

Purdue University

Year 2006

Measurement of the $t\bar{t}$ production cross section in $p\bar{p}$ collisions at $\sqrt{s} = 1.96$ TeV in the all hadronic decay mode

A. Abulencia, J. Adelman, T. Affolder, T. Akimoto, M. G. Albrow, D. Ambrose, S. Amerio, D. Amidei, A. Anastassov, K. Anikeev, A. Annovi, J. Antos, M. Aoki, G. Apollinari, J. F. Arguin, T. Arisawa, A. Artikov, W. Ashmanskas, A. Attal, F. Azfar, P. Azzi-Bacchetta, P. Azzurri, N. Bacchetta, W. Badgett, A. Barbaro-Galtieri, V. E. Barnes, B. A. Barnett, S. Baroiant, V. Bartsch, G. Bauer, F. Bedeschi, S. Behari, S. Belforte, G. Bellettini, J. Bellinger, A. Belloni, D. Benjamin, A. Beretvas, J. Beringer, T. Berry, A. Bhatti, M. Binkley, D. Bisello, R. E. Blair, C. Blocker, B. Blumenfeld, A. Bocci, A. Bodek, V. Boisvert, G. Bolla, A. Bolshov, D. Bortoletto, J. Boudreau, A. Boveia, B. Brau, L. Brigadori, C. Bromberg, E. Brubaker, J. Budagov, H. S. Budd, S. Budd, S. Budroni, K. Burkett, G. Busetto, P. Bussey, K. L. Byrum, S. Cabrera, M. Campanelli, M. Campbell, F. Canelli, A. Canepa, S. Carrillo, D. Carlsmith, R. Carosi, S. Carron, M. Casarsa, A. Castro, P. Catastini, D. Cauz, M. Cavalli-Sforza, A. Cerri, L. Cerrito, S. H. Chang, Y. C. Chen, M. Chertok, G. Chiarelli, G. Chlachidze, F. Chlebana, I. Cho, K. Cho, D. Chokheli, J. P. Chou, G. Choudalakis, S. H. Chuang, K. Chung, W. H. Chung, Y. S. Chung, M. Ciljak, C. I. Ciobanu, M. A. Ciocci, A. Clark, D. Clark, M. Coca, G. Compostella, M. E. Convery, J. Conway, B. Cooper, K. Copic, M. Cordelli, G. Cortiana, F. Crescioli, C. C. Almenar, J. Cuevas, R. Culbertson, J. C. Cully, D. Cyr, S. DaRonco, S. D'Auria, T. Davies, D'Onofrio, D. Dagenhart, P. de Barbaro, S. de Cecco, A. Deisher, G. de Lentdecker, Dell'Orso, F. D. Paoli, L. Demortier, J. Deng, M. Deninno, D. De Pedis, P. F. Derwent, C. Dionisi, B. Di Ruzza, J. R. Dittmann, P. DiTuro, C. Dorr, S. Donati, M. Donega, P. Dong, J. Donini, T. Dorigo, S. Dube, J. Efron, R. Erbacher, D. Errede, S. Errede, R. Eusebi, H. C. Fang, S. Farrington, I. Fedorko, W. T. Fedorko, R. G. Feild, M. Feindt, J. P. Fernandez, R. Field, G. Flanagan, A. Foland, S. Forrester, G. W. Foster, M. Franklin, J. C. Freeman, I. Furic, M. Gallinaro, J. Galyardt, J. E. Garcia, F. Garberson, A. F.

Garfinkel, C. Gay, H. Gerberich, D. Gerdes, S. Giagu, P. Giannetti, A. Gibson, K. Gibson, J. L. Gimmell, C. Ginsburg, N. Giokaris, M. Giordani, P. Giromini, M. Giunta, G. Giurgiu, V. Glagolev, D. Glenzinski, M. Gold, N. Goldschmidt, J. Goldstein, G. Gomez, G. Gomez-Ceballos, M. Goncharov, O. Gonzalez, I. Gorelov, A. T. Goshaw, K. Goulianos, A. Gresele, M. Griffiths, S. Grinstein, C. Grosso-Pilcher, R. C. Group, U. Grundler, J. G. da Costa, Z. Gunay-Unalan, C. Haber, K. Hahn, S. R. Hahn, E. Halkiadakis, A. Hamilton, B. Y. Han, J. Y. Han, R. Handler, F. Happacher, K. Hara, M. Hare, S. Harper, R. F. Harr, R. M. Harris, M. Hartz, K. Hatakeyama, J. Hauser, A. Heijboer, B. Heinemann, J. Heinrich, C. Henderson, M. Herndon, J. Heuser, D. Hidas, C. S. Hill, D. Hirschbuehl, A. Hocker, A. Holloway, S. Hou, M. Houlden, S. C. Hsu, B. T. Huffman, R. E. Hughes, U. Husemann, J. Huston, J. Incandela, G. Introzzi, M. Iori, Y. Ishizawa, A. Ivanov, B. Iyutin, E. James, D. Jang, B. Jayatilaka, D. Jeans, H. Jensen, E. J. Jeon, S. Jindariani, M. Jones, K. K. Joo, S. Y. Jun, J. E. Jung, T. R. Junk, T. Kamon, P. E. Karchin, Y. Kato, Y. Kemp, R. Kephart, U. Kerzel, V. Khotilovich, B. Kilminster, D. H. Kim, H. S. Kim, J. E. Kim, M. J. Kim, S. B. Kim, S. H. Kim, Y. K. Kim, N. Kimura, L. Kirsch, S. Klimentenko, M. Klute, B. Knuteson, B. R. Ko, K. Kondo, D. J. Kong, J. Konigsberg, A. Korytov, A. V. Kotwal, A. Kovalev, A. C. Kraan, J. Kraus, I. Kravchenko, M. Kreps, T. J. Kroll, N. Krumnack, M. Kruse, V. Krutelyov, T. Kubo, S. E. Kuhlmann, T. Kuhr, Y. Kusakabe, S. Kwang, A. T. Laasanen, S. Lai, S. Lami, S. Lammel, M. Lancaster, R. L. Lander, K. Lannon, A. Lath, G. Latino, I. Lazzizzera, T. LeCompte, J. Lee, J. Lee, Y. J. Lee, S. W. Lee, R. Lefevre, N. Leonardo, S. Leone, S. Levy, J. D. Lewis, C. Lin, C. S. Lin, M. Lindgren, E. Lipeles, A. Lister, D. O. Litvintsev, T. Liu, N. S. Lockyer, A. Loginov, M. Loreti, P. Loverre, R. S. Lu, D. Lucchesi, P. Lujan, P. Lukens, G. Lungu, L. Lyons, J. Lys, R. Lysak, E. Lytken, P. Mack, D. MacQueen, R. Madrak, K. Maeshima, K. Makhoul, T. Maki, P. Maksimovic, S. Malde, G. Manca, F. Margaroli, R. Marginean, C. Marino, C. P. Marino, A. Martin, M. Martin, V. Martin, M. Martinez, T. Maruyama, P. Mastrandrea, T. Masubuchi, H. Matsunaga, M. E. Mattson, R. Mazini, P. Mazzanti, K. S. McFarland, P. McIntyre, R. McNulty, A. Mehta, P. Mehtala, S. Menzemer, A. Menzione, P. Merkel, C. Mesropian, A. Messina, T. Miao, N. Miladinovic, J. Miles, R. Miller, C. Mills, M. Milnik, A. Mitra, G. Mitselmakher, A. Miyamoto, S. Moed, N. Moggi, B. Mohr, R. Moore, M. Morello, P. M. Fernandez, J. Mulmenstadt, A. Mukherjee, T. Muller, R. Mumford, P. Murat, J. Nachtman, A. Nagano, J. Naganoma, S. Nahn, I. Nakano, A. Napier, V. Necula, C. Neu, M. S. Neubauer, J. Nielsen, T. Nigmanov, L. Nodulman, O. Norriella, E. Nurse, S. H. Oh, Y. D. Oh, I. Oksuzian, T. Okusawa, R. Oldeman, R. Orava, K. Osterberg, C. Pagliarone, E. Palencia, V. Papadimitriou, A. A. Paramonov, B. Parks, S. Pashapour, J. Patrick, G. Pauletta, M. Paulini, C. Paus, D. E. Pellett, A. Penzo, T. J. Phillips, G. Piacentino, J. Piedra, L. Pinera, K. Pitts, C. Plager, L. Pondrom, X. Portell, O. Poukhov, N. Pounder, F. Prokoshin, A. Pronko, J. Proudfoot, F. Ptochos, G. Punzi, J. Pursley, J. Rademacker, A. Rahaman, N. Ranjan, S. Rappoccio, B. Reisert, V. Rekovic, P. Renton, M. Rescigno, S. Richter, F. Rimondi, L. Ristori, A. Robson, T. Rodrigo, E. Rogers, S. Rolli, R. Roser, M. Rossi, R. Rossin, A. Ruiz, J. Russ, V. Rusu,

H. Saarikko, S. Sabik, A. Safonov, W. K. Sakumoto, G. Salamanna, O. Salto, D. Saltzberg, C. Sanchez, L. Santi, S. Sarkar, L. Sartori, K. Sato, P. Savard, A. Savoy-Navarro, T. Scheidle, P. Schlabach, E. E. Schmidt, M. P. Schmidt, M. Schmitt, T. Schwarz, L. Scodellaro, A. L. Scott, A. Scribano, F. Scuri, A. Sedov, S. Seidel, Y. Seiya, A. Semenov, L. Sexton-Kennedy, A. Sfyrla, M. D. Shapiro, T. Shears, P. F. Shepard, D. Sherman, M. Shimojima, M. Shochet, Y. Shon, I. Shreyber, A. Sidoti, P. Sinervo, A. Sisakyan, J. Sjolin, A. J. Slaughter, J. Slaunwhite, K. Sliwa, J. R. Smith, F. D. Snider, R. Snihur, M. Soderberg, A. Soha, S. Somalwar, V. Sorin, J. Spalding, F. Spinella, T. Spreitzer, P. Squillacioti, M. Stanitzki, Staveris-Polykalas, R. St Denis, B. Stelzer, O. Stelzer-Chilton, D. Stentz, J. Strologas, D. Stuart, J. S. Suh, A. Sukhanov, H. Sun, T. Suzuki, A. Taffard, R. Takashima, Y. Takeuchi, K. Takikawa, M. Tanaka, R. Tanaka, M. Tecchio, P. K. Teng, K. Terashi, J. Thom, A. S. Thompson, E. Thomson, P. Tipton, V. Tiwari, S. Tkaczyk, D. Toback, S. Tokar, K. Tollefson, T. Tomura, D. Tonelli, S. Torre, D. Torretta, S. Tourneur, W. Trischuk, R. Tsuchiya, S. Tsuno, N. Turini, F. Ukegawa, T. Unverhau, S. Uozumi, D. Usynin, S. Vallecorsa, N. van Remortel, E. Vataga, F. Vazquez, G. Velez, G. Veramendi, V. Veszpremi, R. Vidal, I. Vila, R. Vilar, T. Vine, I. Vollrath, I. Volobouev, G. Volpi, F. Wuthwein, P. Wagner, R. G. Wagner, R. L. Wagner, J. Wagner, W. Wagner, R. Wallny, S. M. Wang, A. Warburton, S. Waschke, D. Waters, M. Weinberger, W. C. Wester, B. Whitehouse, D. Whiteson, A. B. Wicklund, E. Wicklund, G. Williams, H. H. Williams, P. Wilson, B. L. Winer, P. Wittich, S. Wolbers, C. Wolfe, T. Wright, X. Wu, S. M. Wynne, A. Yagil, K. Yamamoto, J. Yamaoka, T. Yamashita, C. Yang, U. K. Yang, Y. C. Yang, W. M. Yao, G. P. Yeh, J. Yoh, K. Yorita, T. Yoshida, G. B. Yu, I. Yu, S. S. Yu, J. C. Yun, L. Zanello, A. Zanetti, I. Zaw, X. Zhang, J. Zhou, and S. Zucchelli

This paper is posted at Purdue e-Pubs.

http://docs.lib.purdue.edu/physics_articles/307

Measurement of the $t\bar{t}$ production cross section in $p\bar{p}$ collisions at $\sqrt{s} = 1.96$ TeV in the all hadronic decay mode

A. Abulencia,²³ J. Adelman,¹³ T. Affolder,¹⁰ T. Akimoto,⁵⁵ M. G. Albrow,¹⁶ D. Ambrose,¹⁶ S. Amerio,⁴³ D. Amidei,³⁴
 A. Anastassov,⁵² K. Anikeev,¹⁶ A. Annovi,¹⁸ J. Antos,¹ M. Aoki,⁵⁵ G. Apollinari,¹⁶ J.-F. Arguin,³³ T. Arisawa,⁵⁷
 A. Artikov,¹⁴ W. Ashmanskas,¹⁶ A. Attal,⁸ F. Azfar,⁴² P. Azzi-Bacchetta,⁴³ P. Azzurri,⁴⁶ N. Bacchetta,⁴³ W. Badgett,¹⁶
 A. Barbaro-Galtieri,²⁸ V. E. Barnes,⁴⁸ B. A. Barnett,²⁴ S. Baroiant,⁷ V. Bartsch,³⁰ G. Bauer,³² F. Bedeschi,⁴⁶ S. Behari,²⁴
 S. Belforte,⁵⁴ G. Bellettini,⁴⁶ J. Bellinger,⁵⁹ A. Belloni,³² D. Benjamin,¹⁵ A. Beretvas,¹⁶ J. Beringer,²⁸ T. Berry,²⁹
 A. Bhatti,⁵⁰ M. Binkley,¹⁶ D. Bisello,⁴³ R. E. Blair,² C. Blocker,⁶ B. Blumenfeld,²⁴ A. Bocci,¹⁵ A. Bodek,⁴⁹ V. Boisvert,⁴⁹
 G. Bolla,⁴⁸ A. Bolshov,³² D. Bortoletto,⁴⁸ J. Boudreau,⁴⁷ A. Boveia,¹⁰ B. Brau,¹⁰ L. Brigliadori,⁵ C. Bromberg,³⁵
 E. Brubaker,¹³ J. Budagov,¹⁴ H. S. Budd,⁴⁹ S. Budd,²³ S. Budroni,⁴⁶ K. Burkett,¹⁶ G. Busetto,⁴³ P. Bussey,²⁰ K. L. Byrum,²
 S. Cabrera,¹⁵ M. Campanelli,¹⁹ M. Campbell,³⁴ F. Canelli,¹⁶ A. Canepa,⁴⁸ S. Carrillo,¹⁷ D. Carlsmith,⁵⁹ R. Carosi,⁴⁶
 S. Carron,³³ M. Casarsa,⁵⁴ A. Castro,⁵ P. Catastini,⁴⁶ D. Cauz,⁵⁴ M. Cavalli-Sforza,³ A. Cerri,²⁸ L. Cerrito,³⁰ S. H. Chang,²⁷
 Y. C. Chen,¹ M. Chertok,⁷ G. Chiarelli,⁴⁶ G. Chlachidze,¹⁴ F. Chlebana,¹⁶ I. Cho,²⁷ K. Cho,²⁷ D. Chokheli,¹⁴ J. P. Chou,²¹
 G. Choudalakis,³² S. H. Chuang,⁵⁹ K. Chung,¹² W. H. Chung,⁵⁹ Y. S. Chung,⁴⁹ M. Ciljak,⁴⁶ C. I. Ciobanu,²³ M. A. Ciocci,⁴⁶
 A. Clark,¹⁹ D. Clark,⁶ M. Coca,¹⁵ G. Compostella,⁴³ M. E. Convery,⁵⁰ J. Conway,⁷ B. Cooper,³⁵ K. Copic,³⁴ M. Cordelli,¹⁸
 G. Cortiana,⁴³ F. Crescioli,⁴⁶ C. Cuenca Almenar,⁷ J. Cuevas,¹¹ R. Culbertson,¹⁶ J. C. Cully,³⁴ D. Cyr,⁵⁹ S. DaRonco,⁴³
 S. D'Auria,²⁰ T. Davies,²⁰ M. D'Onofrio,³ D. Dagenhart,⁶ P. de Barbaro,⁴⁹ S. De Cecco,⁵¹ A. Deisher,²⁸
 G. De Lentdecker,⁴⁹ M. Dell'Orso,⁴⁶ F. Delli Paoli,⁴³ L. Demortier,⁵⁰ J. Deng,¹⁵ M. Deninno,⁵ D. De Pedis,⁵¹
 P. F. Derwent,¹⁶ C. Dionisi,⁵¹ B. Di Ruzza,⁵⁴ J. R. Dittmann,⁴ P. DiTuro,⁵² C. Dörr,²⁵ S. Donati,⁴⁶ M. Donega,¹⁹ P. Dong,⁸
 J. Donini,⁴³ T. Dorigo,⁴³ S. Dube,⁵² J. Efron,³⁹ R. Erbacher,⁷ D. Errede,²³ S. Errede,²³ R. Eusebi,¹⁶ H. C. Fang,²⁸
 S. Farrington,²⁹ I. Fedorko,⁴⁶ W. T. Fedorko,¹³ R. G. Feild,⁶⁰ M. Feindt,²⁵ J. P. Fernandez,³¹ R. Field,¹⁷ G. Flanagan,⁴⁸
 A. Foland,²¹ S. Forrester,⁷ G. W. Foster,¹⁶ M. Franklin,²¹ J. C. Freeman,²⁸ I. Furic,¹³ M. Gallinaro,⁵⁰ J. Galyardt,¹²
 J. E. Garcia,⁴⁶ F. Garbersson,¹⁰ A. F. Garfinkel,⁴⁸ C. Gay,⁶⁰ H. Gerberich,²³ D. Gerdes,³⁴ S. Giagu,⁵¹ P. Giannetti,⁴⁶
 A. Gibson,²⁸ K. Gibson,⁴⁷ J. L. Gimmell,⁴⁹ C. Ginsburg,¹⁶ N. Giokaris,¹⁴ M. Giordani,⁵⁴ P. Giromini,¹⁸ M. Giunta,⁴⁶
 G. Giurgiu,¹² V. Glagolev,¹⁴ D. Glenzinski,¹⁶ M. Gold,³⁷ N. Goldschmidt,¹⁷ J. Goldstein,⁴² G. Gomez,¹¹
 G. Gomez-Ceballos,¹¹ M. Goncharov,⁵³ O. González,³¹ I. Gorelov,³⁷ A. T. Goshaw,¹⁵ K. Goulianos,⁵⁰ A. Gresele,⁴³
 M. Griffiths,²⁹ S. Grinstein,²¹ C. Grosso-Pilcher,¹³ R. C. Group,¹⁷ U. Grundler,²³ J. Guimaraes da Costa,²¹
 Z. Gunay-Unalan,³⁵ C. Haber,²⁸ K. Hahn,³² S. R. Hahn,¹⁶ E. Halkiadakis,⁵² A. Hamilton,³³ B.-Y. Han,⁴⁹ J. Y. Han,⁴⁹
 R. Handler,⁵⁹ F. Happacher,¹⁸ K. Hara,⁵⁵ M. Hare,⁵⁶ S. Harper,⁴² R. F. Harr,⁵⁸ R. M. Harris,¹⁶ M. Hartz,⁴⁷
 K. Hatakeyama,⁵⁰ J. Hauser,⁸ A. Heijboer,⁴⁵ B. Heinemann,²⁹ J. Heinrich,⁴⁵ C. Henderson,³² M. Herndon,⁵⁹ J. Heuser,²⁵
 D. Hidas,¹⁵ C. S. Hill,¹⁰ D. Hirschbuehl,²⁵ A. Hocker,¹⁶ A. Holloway,²¹ S. Hou,¹ M. Houlden,²⁹ S.-C. Hsu,⁹
 B. T. Huffman,⁴² R. E. Hughes,³⁹ U. Husemann,⁶⁰ J. Huston,³⁵ J. Incandela,¹⁰ G. Introzzi,⁴⁶ M. Iori,⁵¹ Y. Ishizawa,⁵⁵
 A. Ivanov,⁷ B. Iyutin,³² E. James,¹⁶ D. Jang,⁵² B. Jayatilaka,³⁴ D. Jeans,⁵¹ H. Jensen,¹⁶ E. J. Jeon,²⁷ S. Jindariani,¹⁷
 M. Jones,⁴⁸ K. K. Joo,²⁷ S. Y. Jun,¹² J. E. Jung,²⁷ T. R. Junk,²³ T. Kamon,⁵³ P. E. Karchin,⁵⁸ Y. Kato,⁴¹ Y. Kemp,²⁵
 R. Kephart,¹⁶ U. Kerzel,²⁵ V. Khotilovich,⁵³ B. Kilminster,³⁹ D. H. Kim,²⁷ H. S. Kim,²⁷ J. E. Kim,²⁷ M. J. Kim,¹²
 S. B. Kim,²⁷ S. H. Kim,⁵⁵ Y. K. Kim,¹³ N. Kimura,⁵⁵ L. Kirsch,⁶ S. Klimenko,¹⁷ M. Klute,³² B. Knuteson,³² B. R. Ko,¹⁵
 K. Kondo,⁵⁷ D. J. Kong,²⁷ J. Konigsberg,¹⁷ A. Korytov,¹⁷ A. V. Kotwal,¹⁵ A. Kovalev,⁴⁵ A. C. Kraan,⁴⁵ J. Kraus,²³
 I. Kravchenko,³² M. Kreps,²⁵ J. Kroll,⁴⁵ N. Krumnack,⁴ M. Kruse,¹⁵ V. Krutelyov,¹⁰ T. Kubo,⁵⁵ S. E. Kuhlmann,²
 T. Kuhr,²⁵ Y. Kusakabe,⁵⁷ S. Kwang,¹³ A. T. Laasanen,⁴⁸ S. Lai,³³ S. Lami,⁴⁶ S. Lammel,¹⁶ M. Lancaster,³⁰ R. L. Lander,⁷
 K. Lannon,³⁹ A. Lath,⁵² G. Latino,⁴⁶ I. Lazzizzera,⁴³ T. LeCompte,² J. Lee,⁴⁹ J. Lee,²⁷ Y. J. Lee,²⁷ S. W. Lee,⁵³ R. Lefèvre,³
 N. Leonardo,³² S. Leone,⁴⁶ S. Levy,¹³ J. D. Lewis,¹⁶ C. Lin,⁶⁰ C. S. Lin,¹⁶ M. Lindgren,¹⁶ E. Lipeles,⁹ A. Lister,⁷
 D. O. Litvintsev,¹⁶ T. Liu,¹⁶ N. S. Lockyer,⁴⁵ A. Loginov,³⁶ M. Loreti,⁴³ P. Loverre,⁵¹ R.-S. Lu,¹ D. Lucchesi,⁴³ P. Lujan,²⁸
 P. Lukens,¹⁶ G. Lungu,¹⁷ L. Lyons,⁴² J. Lys,²⁸ R. Lysak,¹ E. Lytken,⁴⁸ P. Mack,²⁵ D. MacQueen,³³ R. Madrak,¹⁶
 K. Maeshima,¹⁶ K. Makhoul,³² T. Maki,²² P. Maksimovic,²⁴ S. Malde,⁴² G. Manca,²⁹ F. Margaroli,⁵ R. Marginean,¹⁶
 C. Marino,²⁵ C. P. Marino,²³ A. Martin,⁶⁰ M. Martin,²⁴ V. Martin,²⁰ M. Martínez,³ T. Maruyama,⁵⁵ P. Mastrandrea,⁵¹
 T. Masubuchi,⁵⁵ H. Matsunaga,⁵⁵ M. E. Mattson,⁵⁸ R. Mazini,³³ P. Mazzanti,⁵ K. S. McFarland,⁴⁹ P. McIntyre,⁵³
 R. McNulty,²⁹ A. Mehta,²⁹ P. Mehtala,²² S. Menzemer,¹¹ A. Menzione,⁴⁶ P. Merkel,⁴⁸ C. Mesropian,⁵⁰ A. Messina,⁵¹
 T. Miao,¹⁶ N. Miladinovic,⁶ J. Miles,³² R. Miller,³⁵ C. Mills,¹⁰ M. Milnik,²⁵ A. Mitra,¹ G. Mitselmakher,¹⁷ A. Miyamoto,²⁶
 S. Moed,¹⁹ N. Moggi,⁵ B. Mohr,⁸ R. Moore,¹⁶ M. Morello,⁴⁶ P. Movilla Fernandez,²⁸ J. Mülmenstädt,²⁸ A. Mukherjee,¹⁶
 Th. Muller,²⁵ R. Mumford,²⁴ P. Murat,¹⁶ J. Nachtman,¹⁶ A. Nagano,⁵⁵ J. Naganoma,⁵⁷ S. Nahn,³² I. Nakano,⁴⁰ A. Napier,⁵⁶

V. Necula,¹⁷ C. Neu,⁴⁵ M. S. Neubauer,⁹ J. Nielsen,²⁸ T. Nigmanov,⁴⁷ L. Nodulman,² O. Norniella,³ E. Nurse,³⁰ S. H. Oh,¹⁵ Y. D. Oh,²⁷ I. Oksuzian,¹⁷ T. Okusawa,⁴¹ R. Oldeman,²⁹ R. Orava,²² K. Osterberg,²² C. Pagliarone,⁴⁶ E. Palencia,¹¹ V. Papadimitriou,¹⁶ A. A. Paramonov,¹³ B. Parks,³⁹ S. Pashapour,³³ J. Patrick,¹⁶ G. Pauletta,⁵⁴ M. Paulini,¹² C. Paus,³² D. E. Pellett,⁷ A. Penzo,⁵⁴ T. J. Phillips,¹⁵ G. Piacentino,⁴⁶ J. Piedra,⁴⁴ L. Pinera,¹⁷ K. Pitts,²³ C. Plager,⁸ L. Pondrom,⁵⁹ X. Portell,³ O. Poukhov,¹⁴ N. Pounder,⁴² F. Prokoshin,¹⁴ A. Pronko,¹⁶ J. Proudfoot,² F. Ptochos,¹⁸ G. Punzi,⁴⁶ J. Pursley,²⁴ J. Rademacker,⁴² A. Rahaman,⁴⁷ N. Ranjan,⁴⁸ S. Rappoccio,²¹ B. Reiser,¹⁶ V. Rekovic,³⁷ P. Renton,⁴² M. Rescigno,⁵¹ S. Richter,²⁵ F. Rimondi,⁵ L. Ristori,⁴⁶ A. Robson,²⁰ T. Rodrigo,¹¹ E. Rogers,²³ S. Rolli,⁵⁶ R. Roser,¹⁶ M. Rossi,⁵⁴ R. Rossin,¹⁷ A. Ruiz,¹¹ J. Russ,¹² V. Rusu,¹³ H. Saarikko,²² S. Sabik,³³ A. Safonov,⁵³ W. K. Sakumoto,⁴⁹ G. Salamanna,⁵¹ O. Saltó,³ D. Saltzberg,⁸ C. Sánchez,³ L. Santi,⁵⁴ S. Sarkar,⁵¹ L. Sartori,⁴⁶ K. Sato,¹⁶ P. Savard,³³ A. Savoy-Navarro,⁴⁴ T. Scheidle,²⁵ P. Schlabach,¹⁶ E. E. Schmidt,¹⁶ M. P. Schmidt,⁶⁰ M. Schmitt,³⁸ T. Schwarz,⁷ L. Scodellaro,¹¹ A. L. Scott,¹⁰ A. Scribano,⁴⁶ F. Scuri,⁴⁶ A. Sedov,⁴⁸ S. Seidel,³⁷ Y. Seiya,⁴¹ A. Semenov,¹⁴ L. Sexton-Kennedy,¹⁶ A. Sfyrla,¹⁹ M. D. Shapiro,²⁸ T. Shears,²⁹ P. F. Shepard,⁴⁷ D. Sherman,²¹ M. Shimojima,⁵⁵ M. Shochet,¹³ Y. Shon,⁵⁹ I. Shreyber,³⁶ A. Sidoti,⁴⁶ P. Sinervo,³³ A. Sisakyan,¹⁴ J. Sjolín,⁴² A. J. Slaughter,¹⁶ J. Slaunwhite,³⁹ K. Sliwa,⁵⁶ J. R. Smith,⁷ F. D. Snider,¹⁶ R. Snihur,³³ M. Soderberg,³⁴ A. Soha,⁷ S. Somalwar,⁵² V. Sorin,³⁵ J. Spalding,¹⁶ F. Spinella,⁴⁶ T. Spreitzer,³³ P. Squillacioti,⁴⁶ M. Stanitzki,⁶⁰ A. Staveris-Polykalas,⁴⁶ R. St. Denis,²⁰ B. Stelzer,⁸ O. Stelzer-Chilton,⁴² D. Stentz,³⁸ J. Strogas,³⁷ D. Stuart,¹⁰ J. S. Suh,²⁷ A. Sukhanov,¹⁷ H. Sun,⁵⁶ T. Suzuki,⁵⁵ A. Taffard,²³ R. Takashima,⁴⁰ Y. Takeuchi,⁵⁵ K. Takikawa,⁵⁵ M. Tanaka,² R. Tanaka,⁴⁰ M. Tecchio,³⁴ P. K. Teng,¹ K. Terashi,⁵⁰ J. Thom,¹⁶ A. S. Thompson,²⁰ E. Thomson,⁴⁵ P. Tipton,⁶⁰ V. Tiwari,¹² S. Tkaczyk,¹⁶ D. Toback,⁵³ S. Tokar,¹⁴ K. Tollefson,³⁵ T. Tomura,⁵⁵ D. Tonelli,⁴⁶ S. Torre,¹⁸ D. Torretta,¹⁶ S. Tournear,⁴⁴ W. Trischuk,³³ R. Tsuchiya,⁵⁷ S. Tsuno,⁴⁰ N. Turini,⁴⁶ F. Ukegawa,⁵⁵ T. Unverhau,²⁰ S. Uozumi,⁵⁵ D. Usynin,⁴⁵ S. Vallecorsa,¹⁹ N. van Remortel,²² A. Varganov,³⁴ E. Vataga,³⁷ F. Vázquez,¹⁷ G. Velev,¹⁶ G. Veramendi,²³ V. Veszpremi,⁴⁸ R. Vidal,¹⁶ I. Vila,¹¹ R. Vilar,¹¹ T. Vine,³⁰ I. Vollrath,³³ I. Volobouev,²⁸ G. Volpi,⁴⁶ F. Würthwein,⁹ P. Wagner,⁵³ R. G. Wagner,² R. L. Wagner,¹⁶ J. Wagner,²⁵ W. Wagner,²⁵ R. Wallny,⁸ S. M. Wang,¹ A. Warburton,³³ S. Waschke,²⁰ D. Waters,³⁰ M. Weinberger,⁵³ W. C. Wester III,¹⁶ B. Whitehouse,⁵⁶ D. Whiteson,⁴⁵ A. B. Wicklund,² E. Wicklund,¹⁶ G. Williams,³³ H. H. Williams,⁴⁵ P. Wilson,¹⁶ B. L. Winer,³⁹ P. Wittich,¹⁶ S. Wolbers,¹⁶ C. Wolfe,¹³ T. Wright,³⁴ X. Wu,¹⁹ S. M. Wynne,²⁹ A. Yagil,¹⁶ K. Yamamoto,⁴¹ J. Yamaoka,⁵² T. Yamashita,⁴⁰ C. Yang,⁶⁰ U. K. Yang,¹³ Y. C. Yang,²⁷ W. M. Yao,²⁸ G. P. Yeh,¹⁶ J. Yoh,¹⁶ K. Yorita,¹³ T. Yoshida,⁴¹ G. B. Yu,⁴⁹ I. Yu,²⁷ S. S. Yu,¹⁶ J. C. Yun,¹⁶ L. Zanello,⁵¹ A. Zanetti,⁵⁴ I. Zaw,²¹ X. Zhang,²³ J. Zhou,⁵² and S. Zucchelli⁵

(CDF Collaboration)

¹*Institute of Physics, Academia Sinica, Taipei, Taiwan 11529, Republic of China*²*Argonne National Laboratory, Argonne, Illinois 60439, USA*³*Institut de Física d'Altes Energies, Universitat Autònoma de Barcelona, E-08193, Bellaterra (Barcelona), Spain*⁴*Baylor University, Waco, Texas 76798, USA*⁵*Istituto Nazionale di Fisica Nucleare, University of Bologna, I-40127 Bologna, Italy*⁶*Brandeis University, Waltham, Massachusetts 02254, USA*⁷*University of California, Davis, Davis, California 95616, USA*⁸*University of California, Los Angeles, Los Angeles, California 90024, USA*⁹*University of California, San Diego, La Jolla, California 92093, USA*¹⁰*University of California, Santa Barbara, Santa Barbara, California 93106, USA*¹¹*Instituto de Física de Cantabria, CSIC-University of Cantabria, 39005 Santander, Spain*¹²*Carnegie Mellon University, Pittsburgh, Pennsylvania 15213, USA*¹³*Enrico Fermi Institute, University of Chicago, Chicago, Illinois 60637, USA*¹⁴*Joint Institute for Nuclear Research, RU-141980 Dubna, Russia*¹⁵*Duke University, Durham, North Carolina 27708*¹⁶*Fermi National Accelerator Laboratory, Batavia, Illinois 60510, USA*¹⁷*University of Florida, Gainesville, Florida 32611, USA*¹⁸*Laboratori Nazionali di Frascati, Istituto Nazionale di Fisica Nucleare, I-00044 Frascati, Italy*¹⁹*University of Geneva, CH-1211 Geneva 4, Switzerland*²⁰*Glasgow University, Glasgow G12 8QQ, United Kingdom*²¹*Harvard University, Cambridge, Massachusetts 02138, USA*²²*Division of High Energy Physics, Department of Physics, University of Helsinki and Helsinki Institute of Physics, FIN-00014, Helsinki, Finland*²³*University of Illinois, Urbana, Illinois 61801, USA*²⁴*The Johns Hopkins University, Baltimore, Maryland 21218, USA*

- ²⁵*Institut für Experimentelle Kernphysik, Universität Karlsruhe, 76128 Karlsruhe, Germany*
²⁶*High Energy Accelerator Research Organization (KEK), Tsukuba, Ibaraki 305, Japan*
²⁷*Center for High Energy Physics: Kyungpook National University, Taegu 702-701, Korea;*
Seoul National University, Seoul 151-742, Korea;
and SungKyunKwan University, Suwon 440-746, Korea
²⁸*Ernest Orlando Lawrence Berkeley National Laboratory, Berkeley, California 94720, USA*
²⁹*University of Liverpool, Liverpool L69 7ZE, United Kingdom*
³⁰*University College London, London WC1E 6BT, United Kingdom*
³¹*Centro de Investigaciones Energeticas Medioambientales y Tecnologicas, E-28040 Madrid, Spain*
³²*Massachusetts Institute of Technology, Cambridge, Massachusetts 02139, USA*
³³*Institute of Particle Physics: McGill University, Montréal, Canada H3A 2T8;*
and University of Toronto, Toronto, Canada M5S 1A7
³⁴*University of Michigan, Ann Arbor, Michigan 48109, USA*
³⁵*Michigan State University, East Lansing, Michigan 48824, USA*
³⁶*Institution for Theoretical and Experimental Physics, ITEP, Moscow 117259, Russia*
³⁷*University of New Mexico, Albuquerque, New Mexico 87131, USA*
³⁸*Northwestern University, Evanston, Illinois 60208, USA*
³⁹*The Ohio State University, Columbus, Ohio 43210, USA*
⁴⁰*Okayama University, Okayama 700-8530, Japan*
⁴¹*Osaka City University, Osaka 588, Japan*
⁴²*University of Oxford, Oxford OX1 3RH, United Kingdom*
⁴³*University of Padova, Istituto Nazionale di Fisica Nucleare, Sezione di Padova-Trento, I-35131 Padova, Italy*
⁴⁴*LPNHE, Universite Pierre et Marie Curie/IN2P3-CNRS, UMR7585, Paris, F-75252 France*
⁴⁵*University of Pennsylvania, Philadelphia, Pennsylvania 19104, USA*
⁴⁶*Istituto Nazionale di Fisica Nucleare Pisa, Universities of Pisa, Siena*
and Scuola Normale Superiore, I-56127 Pisa, Italy
⁴⁷*University of Pittsburgh, Pittsburgh, Pennsylvania 15260, USA*
⁴⁸*Purdue University, West Lafayette, Indiana 47907, USA*
⁴⁹*University of Rochester, Rochester, New York 14627, USA*
⁵⁰*The Rockefeller University, New York, New York 10021, USA*
⁵¹*Istituto Nazionale di Fisica Nucleare, Sezione di Roma 1, University of Rome “La Sapienza,” I-00185 Roma, Italy*
⁵²*Rutgers University, Piscataway, New Jersey 08855, USA*
⁵³*Texas A&M University, College Station, Texas 77843, USA*
⁵⁴*Istituto Nazionale di Fisica Nucleare, University of Trieste/ Udine, Italy*
⁵⁵*University of Tsukuba, Tsukuba, Ibaraki 305, Japan*
⁵⁶*Tufts University, Medford, Massachusetts 02155, USA*
⁵⁷*Waseda University, Tokyo 169, Japan*
⁵⁸*Wayne State University, Detroit, Michigan 48201, USA*
⁵⁹*University of Wisconsin, Madison, Wisconsin 53706, USA*
⁶⁰*Yale University, New Haven, Connecticut 06520, USA*
(Received 28 July 2006; published 13 October 2006)

We report a measurement of the $t\bar{t}$ production cross section using the CDF II detector at the Fermilab Tevatron. The analysis is performed using 311 pb^{-1} of $p\bar{p}$ collisions at $\sqrt{s} = 1.96 \text{ TeV}$. The data consist of events selected with six or more hadronic jets with additional kinematic requirements. At least one of these jets must be identified as a b -quark jet by the reconstruction of a secondary vertex. The cross section is measured to be $\sigma_{t\bar{t}} = 7.5 \pm 2.1(\text{stat.})^{+3.3}_{-2.2}(\text{syst.})^{+0.5}_{-0.4}(\text{lumi.}) \text{ pb}$, which is consistent with the standard model prediction.

DOI: [10.1103/PhysRevD.74.072005](https://doi.org/10.1103/PhysRevD.74.072005)

PACS numbers: 14.65.Ha

I. INTRODUCTION

At the Tevatron, the dominant standard model mechanism for top quark production in $p\bar{p}$ collisions is predicted to be $q\bar{q}$ annihilation to $t\bar{t}$. The top quark decays immediately into a W boson and a b quark almost 100% of the time. The W boson subsequently decays to either a pair of quarks or a lepton-neutrino pair. The measurement of the $t\bar{t}$

cross section tests the QCD calculations for the pair production of a massive color triplet. These calculations have been performed in perturbation theory at the next-to-leading order [1]. Recent work on corrections for soft gluon emission show that their effect on the cross section is small, and that they reduce the theoretical uncertainty due to the choice of renormalization and factorization scale. The total theoretical uncertainty is approximately

15%. At $\sqrt{s} = 1.96$ TeV, the predicted $t\bar{t}$ production cross section is 6.1 pb for a top mass of 178 GeV/ c^2 , the average value of the Run I measurements [2].

In this analysis, we examine events with an all-hadronic final state characterized by a six-jet topology. In the standard model top decay, this final state has the advantage of a large branching ratio of 4/9 and of being fully reconstructed. The major drawback is that it competes against a very large QCD multijet background which dominates the signal by 3 orders of magnitude after the application of the online trigger selection. To improve the signal-to-background ratio, a set of requirements based on the kinematic and topological characteristics of standard model $t\bar{t}$ events is applied to the data. In order to extract the $t\bar{t}$ signal, we select those jets identified as originating from b quarks using a secondary vertex b -tagging algorithm, thus reaching a signal-to-background ratio of about 1/5. The CDF and D0 collaborations previously measured the $t\bar{t}$ production cross section in the all-hadronic channel [3] using datasets with integrated luminosities of approximately 110 pb $^{-1}$ collected at $\sqrt{s} = 1.8$ TeV during Run I of the Fermilab Tevatron Collider. The results reported here are based on the data taken with the CDF II detector between March 2002 and September 2004, corresponding to an integrated luminosity of 311 pb $^{-1}$. This measurement complements other recent $t\bar{t}$ cross section determinations by CDF in Run II using dilepton [4] and lepton-plus-jets events [5–8]. The organization of the paper is as follows. Section II contains a brief description of the CDF II detector. The trigger and the sample selections are described in Sec. III along with the acceptance associated with the optimized kinematic selection. The b -tagging algorithm and its efficiency for tagging b jets are described in Sec. IV. In Sec. V the method for estimating the background from multijet processes is applied to the data and the related systematic uncertainties are evaluated. The $t\bar{t}$ production cross section measured in events with at least one b -tagged jet after the kinematic selection is presented in Sec. VI and the final result is summarized in Sec. VII.

II. THE CDF II DETECTOR

The CDF II detector [9] is an azimuthally and forward-backward symmetric apparatus designed to study $p\bar{p}$ collisions at the Fermilab Tevatron. It uses a cylindrical coordinate system as described in [10]. It consists of a magnetic spectrometer surrounded by calorimeters and muon detectors. The charged particle tracking system is immersed in a 1.4 T magnetic field parallel to the p and \bar{p} beams. A set of silicon microstrip detectors provide charged particle tracking in the radial range from 1.5 to 28 cm. A 3.1 m long open-cell drift chamber, the central outer tracker (COT), covers the radial range from 40 to 137 cm. The COT provides up to 96 measurements of the track position with alternating axial and $\pm 2^\circ$ -stereo superlayers of 12-wire layers each. The fiducial region of the

silicon detector extends to pseudorapidity $|\eta| \leq 2$, while the COT provides coverage for $|\eta| \leq 1$. Segmented electromagnetic and hadronic calorimeters surround the tracking system and measure the energy of interacting particles. The electromagnetic and hadronic calorimeters are lead-scintillator and iron-scintillator sampling devices, respectively, covering the range $|\eta| \leq 3.6$. They are segmented in the central region ($|\eta| < 1.1$) in towers of 15° in azimuth and 0.1 in η , and the forward region ($1.1 < |\eta| < 3.6$) in towers of 7.5° for $|\eta| < 2.11$ and 15° for $|\eta| > 2.11$. The electromagnetic calorimeters [11,12] are instrumented with proportional and scintillating strip detectors that measure the transverse profile of electromagnetic showers at a depth corresponding to the expected shower maximum. The measured energy resolution for electrons in the electromagnetic calorimeters are $14\%/\sqrt{E_T}$ in the central and $16\%/\sqrt{E_T} \oplus 1\%$ in the forward [13] where the units of E_T are GeV. We also measure the single-particle (pion) energy resolution in the hadronic calorimeters to be $75\%/\sqrt{E_T}$ for the central and $80\%/\sqrt{E_T} \oplus 5\%$ for the forward detector [14]. Jets are identified as a group of electromagnetic and hadronic calorimeter clusters which fall within a cone of radius $\Delta R = \sqrt{\Delta\phi^2 + \Delta\eta^2} \leq 0.4$ [15]. Drift chambers located outside the central hadronic calorimeters and behind a 60 cm iron shield detect muons with $|\eta| \leq 0.6$ [16]. Additional drift chambers and scintillation counters detect muons in the region $0.6 < |\eta| < 1.5$. Gas Cherenkov counters with a coverage of $3.7 < |\eta| < 4.7$ measure the average number of inelastic $p\bar{p}$ collisions and thereby determine the luminosity [17].

III. MULTIJET EVENT SELECTION

The all-hadronic final state of $t\bar{t}$ events is characterized by the presence of at least six-hadronic jets from the decay of the two top quarks. A multijet trigger relying on calorimetric information was specially developed to collect the events used in this analysis. After a preliminary selection of well contained and well reconstructed multijet events, tight kinematic requirements are imposed to reach a reasonable signal-to-background ratio.

A. Multijet trigger levels

CDF uses a three-level trigger system, the first two consisting of special purpose electronics and the third level consisting of conventional computer processors. For triggering purposes the calorimeter granularity is simplified to a 24×24 grid in η , ϕ space and each trigger tower spans approximately 15° in ϕ and 0.2 in η covering one or two physical towers. At level 1, a single trigger tower is required with $E_T \geq 10$ GeV, while at level 2 we require that the total transverse energy, summed over all the trigger towers, $\sum E_T \geq 125$ GeV and the presence of four or more clusters each with transverse energy $E_T \geq 15$ GeV. Finally, the third trigger level confirms the level 2 selection

using more accurate determination of the jet energy, requiring four or more reconstructed jets with $E_T \geq 10$ GeV. This trigger rate corresponds to an effective cross section of about 14 nb and an efficiency of about 63% for all $t\bar{t}$ events, and of about 85% in the case of all-hadronic $t\bar{t}$ decays. The signal-to-background ratio (S/B) for $t\bar{t}$ events after this selection is about 1/3500 (assuming $\sigma_{t\bar{t}} = 6.1$ pb).

B. Preselection requirements

After full-event reconstruction, we retain only those events that are well contained in the detector. We require the primary event vertex [5] to be well reconstructed and to lie inside the luminous region ($|z| < 60$ cm). Jets are identified using a fixed-cone algorithm with a cone radius of 0.4 in $\eta - \phi$ space. The jet energies are corrected [18] for detector response and multiple interactions. First, we take into account detector response variations in η , detector stability, and energy loss in the uninstrumented regions. After a small correction for the extra energy deposited by multiple collisions in the same accelerator bunch crossing, a correction for calorimeter nonlinearity is applied so that the jet energies correspond to the most probable in-cone hadronic energy. Each of these steps has an individual systematic uncertainty that is added in quadrature to derive the total uncertainty which decreases from 8 to 3% with increasing jet energy. After these corrections the jet energy provides a good estimate of the initial parton energy. This can be verified comparing the jet energy to the energy of an electromagnetic object such as a prompt photon or a Z boson produced in the same event. For this analysis, jets

are required to have $E_T \geq 15$ GeV and $|\eta| \leq 2$ after all corrections have been applied. We define the signal region by selecting events with a number of jets $6 \leq N_{\text{jets}} \leq 8$ in order to optimize the signal fraction. In order to minimize the contamination of this sample from the $t\bar{t}$ leptonic channels, we veto events containing any well identified high- p_T electrons and muons as defined in [6] and require that $\frac{E_T}{\sqrt{\sum E_T}}$ be $< 3\sqrt{\text{GeV}}$ [19], where the E_T [20] is corrected for both the momentum of any identified muons and the position of the $p\bar{p}$ collision point and the $\sum E_T$ is obtained by summing the E_T 's of all the selected jets. After these requirements 364 006 events are selected for further analysis.

C. Kinematic selection optimization and acceptance

We define a kinematic selection based on dynamical and topological properties of the event. Quantities used are the number of jets, N_{jets} , the total transverse energy of the jets, $\sum E_T$, and the quantity $\sum_3 E_T \equiv \sum E_T - E_T^1 - E_T^2$, obtained by removing the contribution of the two jets with the highest E_T from the total $\sum E_T$. Other discriminant variables considered are the centrality C , defined as $C = \frac{\sum E_T}{\sqrt{\hat{s}}}$, where $\sqrt{\hat{s}}$ is related to the energy of the hard scattering process as inferred from the all-jets invariant mass; and the aplanarity A , defined as $A = \frac{3}{2} Q_1$, Q_1 being the smallest of the three normalized eigenvalues of the sphericity tensor $M_{ab} = \sum_j P_{ja} P_{jb}$ calculated in the center-of-mass system of all jets, where P_j is the jet momentum. In

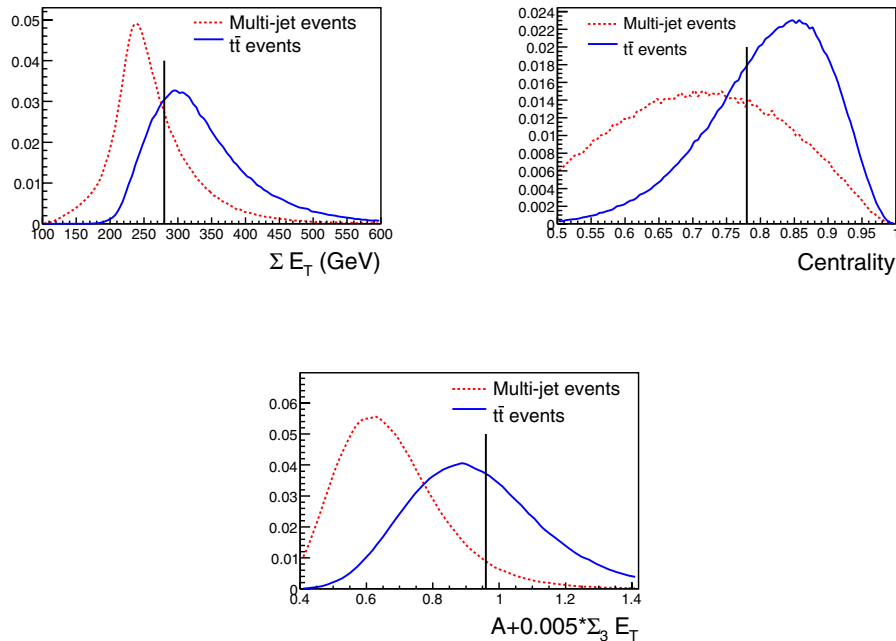


FIG. 1 (color online). Kinematic variable distributions in multijet data and $t\bar{t}$ Monte Carlo simulation. From top: $\sum E_T$, centrality, and $A + 0.005 \times \sum_3 E_T$. The lines represent the optimized selection cut. All histograms are normalized to unity.

TABLE I. Acceptance of the kinematic selection measured from PYTHIA $t\bar{t}$ Monte Carlo simulation for $m_{\text{top}} = 178 \text{ GeV}/c^2$ and number of events selected in data.

Quantity	Acceptance (%)	Data
Trigger	63	4249644
Preselection	42	3845744
$6 \leq N_{\text{jets}} \leq 8$	23	364006
$\mathcal{A} + 0.005 \sum_3 E_T \geq 0.96$	9.5	9425
$C \geq 0.78$	6.9	3880
$\sum E_T \geq 280 \text{ GeV}$	6.7	3315

order to model the signal we use PYTHIAV6.2 [21] and HERWIGV6.4 [22] leading-order Monte Carlo generators with parton showering followed by a simulation of the CDF II detector. The reference top mass chosen for the optimization is $m_{\text{top}} = 178 \text{ GeV}/c^2$. The background behavior is obtained from the multijet data events: this is possible since the signal fraction at the initial stage is very small, $\sim 4\%$ at most. Comparisons of the background-dominated data and Monte Carlo generated signal events for the chosen kinematic variables are shown in Fig. 1.

The kinematic selection is optimized for the maximum signal significance for $t\bar{t}$ events, defined as the ratio between the expected signal and the statistical uncertainty on the sum of signal and background. The values for the cuts after optimization are: $\mathcal{A} + 0.005 \sum_3 E_T \geq 0.96$, $C \geq 0.78$, and $\sum E_T \geq 280 \text{ GeV}$. Such a selection yields 3315 candidate events in the data with an efficiency of $6.7 \pm 1.4\%$ for the $t\bar{t}$ signal and with a signal-to-background ratio $S/B \sim 1/25$.

The effect of the selection on the inclusive sample of $t\bar{t}$ events is summarized in Table I. The relative contribution from the leptonic channels after all the cuts is small, about 4%. The distribution of the data events as a function of jet multiplicity is shown in Table II. Note that the requirement of the multijet trigger coupled with those of the kinematic selection modify the monotonically falling multiplicity spectrum of QCD background production processes.

The systematic uncertainties affecting the $t\bar{t}$ acceptance are summarized in Table III. The systematic uncertainty of 19.4% arising from the jet energy scale is dominant, since this analysis requires the presence of a large number of jets in the event which are used to build the set of kinematic

TABLE II. The number of events before and after kinematic selection for different jet multiplicities.

Jet multiplicity	Events before kinematic selection	Events after kinematic selection
4	1540858	101
5	854266	695
6	282521	1369
7	68317	1300
8	13168	646

TABLE III. Relative systematic uncertainties on the signal acceptance.

Quantity	Relative error (%)
Energy Scale	19.4
PDF	2.6
ISR/FSR	4.2
Monte Carlo Modeling	1.7
Total	20.1

variables employed in the selection. We also study the effects on the efficiency of different Monte Carlo physics generation schemes, initial and final state radiation ISR/FSR, and the variation of parton distribution functions PDFs within their uncertainties.

IV. b -TAGGING IN THE MULTIJET SAMPLE

In order to further improve the signal-to-background ratio, we exploit the heavy flavor content of $t\bar{t}$ events using a b -tagging algorithm based on secondary vertex reconstruction as described in detail in [5,23]. The algorithm identifies jets containing a b -hadron state by reconstructing its decay vertex with at least two good quality tracks with hits in the silicon vertex detector. A b -tagged jet must have an associated secondary vertex with a displacement from the primary vertex in the transverse plane with a significance larger than 7.5, where the typical resolution of the vertex displacement is about $190 \mu\text{m}$. The efficiency to tag real b quarks and the average number of tags per event, $n_{\text{tag}}^{\text{ave}}$, the quantities used in the cross section calculation, are measured in $t\bar{t}$ Monte Carlo events after the complete kinematic selection. The method we use takes into account the different tagging efficiencies for jets coming from the fragmentation of b -, c -, or light-flavored quarks. The rates for all possible combinations of heavy- and light-flavored jets in the events are measured and used to properly combine the different efficiencies. This is particularly important in the case of all-hadronic $t\bar{t}$ decays since we find that about 44% of the events after the kinematic selection contain a charm quark from a W boson in a top decay and 17% of the events contain two charmed quarks. In Table IV we summarize the heavy flavor fractions in $t\bar{t}$ Monte Carlo events after kinematic selection. The efficiency calculation includes the correction factors 0.91 ± 0.06 for b jets and 0.91 ± 0.12 for c jets, respectively.

TABLE IV. Heavy flavor fractions (%) for $t\bar{t}$ Monte Carlo events after kinematic selection.

Number of b jets	Number of c jets		
	0	1	2
0	0.11 ± 0.01	0.18 ± 0.02	0.08 ± 0.01
1	3.62 ± 0.07	5.95 ± 0.09	2.37 ± 0.06
2	27.53 ± 0.17	43.37 ± 0.19	16.80 ± 0.14

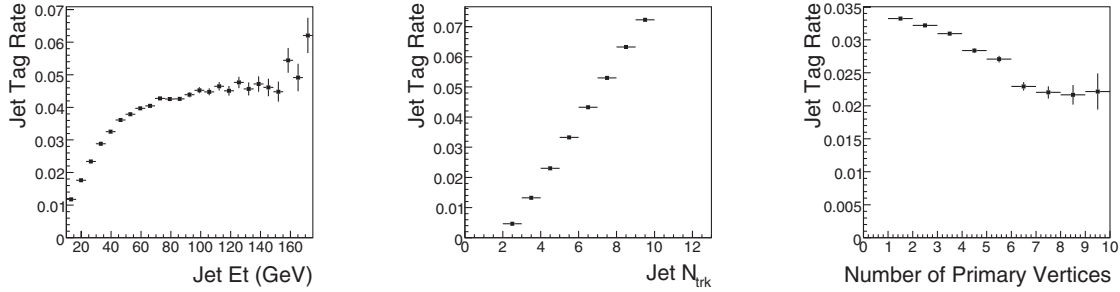


FIG. 2. Tag rate for fiducial jets as a function of jet E_T , jet N_{trk} , and N_{vert} .

These factors account for the different efficiency measured in data and Monte Carlo events; their measurement is described in detail in [5].

We find that the average number of tags present in a $t\bar{t}$ event after kinematic selection is $n_{\text{tag}}^{\text{ave}} = 0.846 \pm 0.073$. The systematic uncertainty is dominated by the uncertainty of the data to Monte Carlo correction factors for tagging b and c jets, where the uncertainties on both factors are considered fully correlated.

V. BACKGROUND ESTIMATE

The background sources for this final state are due mainly to QCD production of heavy-quark pairs ($b\bar{b}$ and $c\bar{c}$) and false tags from light-quark jets. Other standard model processes such as $W/Z + \text{jets}$ can be neglected due to the smaller production cross section and small acceptance due to the selection cuts.

Given the theoretical uncertainties related to the production cross section for the generation of N -parton events, it is important to have a method for the background estimate that does not require any Monte Carlo information, and thus, is based solely on data. The method we use is based on the fact that even if the relative contribution from different processes changes as a function of jet multiplicity, the probability that a fiducial jet, a jet with two good quality tracks in the silicon detector, is tagged is approximately constant with increasing multiplicity. This assumption allows us to use the tag rate extracted from events depleted in $t\bar{t}$ signal as a measure of the tag rate in events with higher jet multiplicity. The depleted events are taken to be those with exactly four jets.

The tag rate per jet is evaluated in this $N_{\text{jets}} = 4$ sample and is parameterized in terms of variables sensitive to both the efficiency for true heavy-flavored objects and the rate of false tags. These variables are jet- E_T , the number of tracks reconstructed in the vertex detector associated to the jet, N_{trk} , and the number of primary vertices in the event, N_{vert} . The tag rates per jet as a function of these variables are shown in Fig. 2.

This tag rate matrix provides the probability that a given fiducial jet in the signal sample is tagged. The expected number of tags from nonsignal processes, that is QCD heavy and light-flavored production, in a set of selected

events, is obtained by summing this jet tag probability over all fiducial jets in all the events. Before the kinematic selection, the multijet sample is composed essentially of background events. The goodness of the parameterization and the goodness of the resulting estimate for different jet multiplicities is shown in Fig. 3. The remaining small discrepancy of 2.1% observed at high jet multiplicity is accounted for as a systematic uncertainty on the background estimate.

The kinematic selection also changes the event characteristics with respect to those found in the sample with exactly four jets, where the parametrization has been derived. This selection modifies the jet- E_T and η spectra so that the average tag rate per event for jets from QCD background becomes higher. However, the parametrization of the tag probability in terms of properties of the jet (E_T , and N_{trk}) is shown to describe well this increase for the kinematic selection. Possible biases due to the selection are treated as systematic uncertainties on the background prediction with the help of different control samples depleted in signal contribution. A specific control sample is defined for extracting the systematic uncertainty on the background determination due to each kinematic variable. The control sample is obtained by applying the $(N - 1)$ kinematic selection cuts, and reversing the selection re-

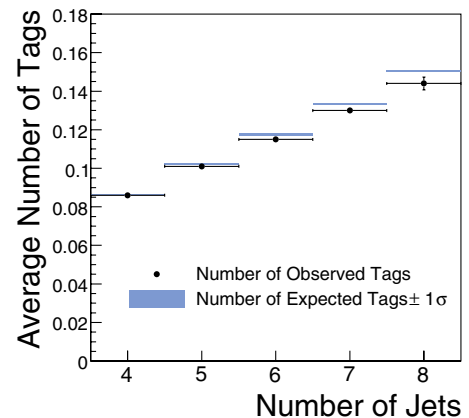


FIG. 3 (color online). Average number of tags per event observed in the multijet sample before kinematic selection compared with the estimate from the tag rate parametrization.

TABLE V. Observed number of tags and expected background and signal after the kinematic selection. Only one cumulative value is given for the corrected background in $6 \leq N_{\text{jet}} \leq 8$ because the iterative correction is applied to all the entries in the signal region.

Jet Multiplicity	4	5	6	7	8
Background	18.27 ± 0.55	139.6 ± 5.8	283.5 ± 11.7	284.9 ± 11.7	148.8 ± 6.1
Corrected Background	17.6 ± 0.3	133.4 ± 7.8		683.7 ± 37.5	
$t\bar{t}$ ($\sigma = 6.1$ pb)	0.5 ± 0.1	14.7 ± 3.2	52.9 ± 11.6	39.3 ± 8.6	13.8 ± 3.0
Data	20	154	346	322	148

quirement on the chosen variable under study. For instance, in the case of the systematic error due to the $\sum E_T$ requirement, we apply the standard cuts on all other variables, and additionally require $\sum E_T \leq 280$ GeV. With this method we measure a relative systematic uncertainty of 4.1% on the background estimate due to the kinematic selection by summing in quadrature the uncertainties obtained separately for each kinematic variable. The contributions from running conditions, such as instantaneous luminosity and detector configuration, have been studied and found to be negligible. After the application of the kinematic selection to a multijet sample of 311 pb^{-1} we are left with 3315 events with $6 \leq N_{\text{jets}} \leq 8$ in which there are 816 tags in 695 events. The distribution of observed tags and events for the different jet multiplicities is shown in Table V.

After kinematic selection, the expected background is 717 ± 29 tags. However, since this background estimate is obtained from all the events passing the selection before tagging we need to subtract the contribution due to the $t\bar{t}$ events. This amount is derived with an iterative procedure using the $t\bar{t}$ cross section from the data, that is the observed excess divided by the average number of tags. After this correction, the number of tags expected from background sources is reduced to 683.7 ± 37.5 tags.

VI. CROSS SECTION MEASUREMENT

The excess of the observed data over the background in the signal region shown in Table V is ascribed to $t\bar{t}$ production. A measurement of the cross section can be extracted from the acceptance and the background estimate:

$$\sigma_{t\bar{t}} = \frac{N_{\text{obs}} - N_{\text{bkg}}}{\epsilon_{\text{kin}} \times n_{\text{tag}}^{\text{ave}} \times \mathcal{L}_{\text{int}}},$$

where $N_{\text{obs}} = 816$ and $N_{\text{bkg}} = 684 \pm 38$ are the number of total observed and background tags, respectively, in the signal region $6 \leq N_{\text{jets}} \leq 8$, $\epsilon_{\text{kin}} = 6.7 \pm 1.4\%$ is the signal kinematic selection efficiency shown in Table I, $n_{\text{tag}}^{\text{ave}} = 0.846 \pm 0.073$ is the average number of tags in $t\bar{t}$ events and $\mathcal{L}_{\text{int}} = 311 \pm 18 \text{ pb}^{-1}$ is the integrated luminosity. The value of the $t\bar{t}$ cross section is: $\sigma_{t\bar{t}} = 7.5 \pm 2.1(\text{stat.})_{-2.2}^{+3.3}(\text{syst.})_{-0.4}^{+0.5}(\text{lumi.}) \text{ pb}$ for a top mass of $178 \text{ GeV}/c^2$. In Fig. 4 the distribution of the number of observed tags and background is compared to the $t\bar{t}$ signal expectation assuming the production cross section measured in this analysis.

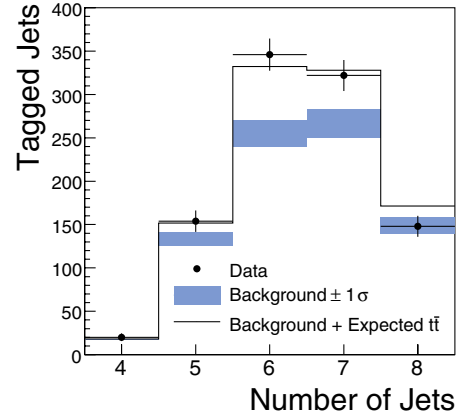


FIG. 4 (color online). Number of tags observed in multijet data after kinematic selection compared with the expected background. The $t\bar{t}$ expectation refers to the measured cross section of 7.5 pb.

TABLE VI. Kinematic selection efficiency, relative systematic uncertainty from jet energy scale (JES), and measured cross section for different top quark mass assumptions.

m_{top} (GeV/ c^2)	$\epsilon_{\text{kin}}(\%)$	JES Syst.(%)	σ (pb)
165	5.1 ± 1.1	22.1	$9.9_{-4.0}^{+5.1}$
170	5.8 ± 1.1	21.2	$8.7_{-3.4}^{+4.4}$
175	6.3 ± 1.3	20.1	$8.0_{-3.2}^{+4.2}$
180	6.9 ± 1.3	18.8	$7.3_{-3.0}^{+3.7}$
185	7.6 ± 1.3	17.1	$6.6_{-2.7}^{+3.3}$

The cross section is also measured for different top quark mass assumptions as shown in Table VI. In the same table are reported the kinematic efficiency and the relative systematic uncertainty due to the jet energy scale. The dependence of the average number of tags on m_{top} has been found to be negligible.

VII. CONCLUSIONS

Using an optimized kinematic selection and a b -jet-identification technique, we are able to improve the S/B of the initial multijet sample obtained with a dedicated trigger from $1/3500$ to $1/5$. With the selected sample, we measure the production cross section for $t\bar{t}$ events in the all-hadronic final state to be $\sigma_{t\bar{t}} = 7.5 \pm 2.1(\text{stat.})_{-2.2}^{+3.3} \times$

(syst.) $_{-0.4}^{+0.5}$ (lumi.) pb assuming $m_{\text{top}} = 178 \text{ GeV}/c^2$. These results agree well with the standard model expectation of $\sigma_{t\bar{t}} = 6.1 \text{ pb}$ for the same value of the top mass and with the results obtained in the leptonic channels. The current all-hadronic measurement is dominated by systematic uncertainties. The increase in integrated luminosity we expect from Run II will not only reduce the statistical uncertainty but will also allow for a more stringent selection with a better signal-to-background ratio. In particular the application of strategies based on neural network selection and the requirement of two identified b -quark jets per event can help to achieve a signal-to-background ratio of about 1/1 and a significant reduction in the systematic uncertainty.

ACKNOWLEDGMENTS

We thank the Fermilab staff and the technical staffs of the participating institutions for their vital contributions.

This work was supported by the U.S. Department of Energy and National Science Foundation; the Italian Istituto Nazionale di Fisica Nucleare; the Ministry of Education, Culture, Sports, Science, and Technology of Japan; the Natural Sciences and Engineering Research Council of Canada; the National Science Council of the Republic of China; the Swiss National Science Foundation; the A.P. Sloan Foundation; the Bundesministerium für Bildung und Forschung, Germany; the Korean Science and Engineering Foundation and the Korean Research Foundation; the Particle Physics and Astronomy Research Council and the Royal Society, UK; the Russian Foundation for Basic Research; the Comisión Interministerial de Ciencia y Tecnología, Spain; in part by the European Community's Human Potential Programme under Contract No. HPRN-CT-2002-00292; and the Academy of Finland.

-
- [1] M. Cacciari *et al.*, J. High Energy Phys. 04 (2004) 068; N. Kidonakis and R. Vogt, Phys. Rev. D **68**, 114014 (2003).
- [2] CDF Collaboration, D0 Collaboration, and Tevatron Electroweak Working Group, hep-ex/0404010.
- [3] F. Abe *et al.* (CDF Collaboration), Phys. Rev. Lett. **79**, 1992 (1997); B. Abbott *et al.* (D0 Collaboration), *ibid.* **83**, 1908 (1999).
- [4] F. Abe *et al.* (CDF Collaboration), Phys. Rev. Lett. **93**, 142001 (2004).
- [5] D. Acosta *et al.* (CDF Collaboration), Phys. Rev. D **71**, 052003 (2005).
- [6] D. Acosta *et al.* (CDF Collaboration), Phys. Rev. D **72**, 052003 (2005).
- [7] D. Acosta *et al.* (CDF Collaboration), Phys. Rev. D **71**, 072005 (2005).
- [8] D. Acosta *et al.* (CDF Collaboration), Phys. Rev. D **72**, 032002 (2005).
- [9] D. Acosta *et al.* (CDF Collaboration), Phys. Rev. D **71**, 032001 (2005).
- [10] We use a cylindrical coordinate system where θ is the polar angle to the proton beam direction at the event vertex, ϕ is the azimuthal angle about the beam axis, and pseudorapidity is defined $\eta = -\ln \tan(\theta/2)$. We define transverse energy as $E_T = E \sin\theta$ and transverse momentum as $p_T = p \sin\theta$ where E is the energy measured in the calorimeter and p is the magnitude of the momentum measured by the spectrometer.
- [11] L. Balka *et al.*, Nucl. Instrum. Methods Phys. Res., Sect. A **267**, 272 (1988).
- [12] M. Albrow *et al.*, Nucl. Instrum. Methods Phys. Res., Sect. A **480**, 524 (2002).
- [13] R. Blair *et al.*, FERMILAB Technical Design Report No. FERMILAB-PUB-96-390-E.
- [14] S. Bertolucci *et al.*, Nucl. Instrum. Methods Phys. Res., Sect. A **267**, 301 (1988).
- [15] F. Abe *et al.* (CDF Collaboration), Phys. Rev. D **45**, 1448 (1992).
- [16] G. Ascoli *et al.*, Nucl. Instrum. Methods Phys. Res., Sect. A **268**, 33 (1988).
- [17] F. Abe *et al.* (CDF Collaboration), Phys. Rev. Lett. **94**, 091803 (2005).
- [18] A. Bhatti *et al.*, hep-ex/0510047.
- [19] A. Abulencia *et al.* (CDF Collaboration), Phys. Rev. Lett. **96**, 202002 (2006).
- [20] The missing transverse energy $\vec{\cancel{E}}_T$ is calculated as the vector sum of the energy in each calorimeter tower multiplied by a unit vector in the azimuthal direction of the tower. If isolated high momentum muons are found in the event, the $\vec{\cancel{E}}_T$ is corrected by subtracting the muon energy in the calorimeter and adding the muon p_T to the vector sum. \cancel{E}_T is defined as the magnitude of $\vec{\cancel{E}}_T$.
- [21] T. Sjostrand *et al.*, Comput. Phys. Commun. **135**, 238 (2001).
- [22] G. Marchesini *et al.*, Comput. Phys. Commun. **67**, 465 (1992); G. Corcella *et al.*, J. High Energy Phys. 01 (2001) 010.
- [23] A. Abulencia *et al.* (CDF Collaboration), Phys. Rev. D **73**, 032003 (2006).