

Supplementary Material (ESI) for CrystEngComm
This journal is (c) The Royal Society of Chemistry 2010

One-pot Template-free Synthesis, Growth Mechanism and Enhanced Photocatalytic Activity of Monodisperse (BiO)₂CO₃ Hierarchical Hollow Microspheres Self-assembled with Single-Crystalline Nanosheets

Fan Dong,^{a,b} Aimin Zheng,^c Yanjuan Sun,^a Min Fu,^a Boqiong Jiang,^e Wing-Kei Ho,^f S.
C. Lee,^{*b} and Zhongbiao Wu^{*d}

^a College of Environmental and Biological Engineering, [Key Laboratory of Catalysis Science and Technology of Chongqing Education Commission](#), Chongqing Technology and Business University, Chongqing, 400067, China.

^b Department of Civil and Structural Engineering, Research Center for Environmental Technology and Management, The Hong Kong Polytechnic University, Hong Kong, China. ceslee@polyu.edu.hk (Prof. S. C. Lee)

^c State Key Laboratory of Magnetic Resonance and Atomic and Molecular Physics, Wuhan Institute of Physics and Mathematics, Chinese Academy of Sciences, Wuhan 430071, China.

^d Department of Environmental Engineering, Zhejiang University, Hangzhou 310027, China. zbwu@zju.edu.cn (Prof. Zhongbiao Wu)

^e College of Environmental Science and Engineering, Zhejiang Gongshang University, Hangzhou, 310012, China.

^f Nano and Advanced Materials Institute Limited, hosted by The Hong Kong University of Science and Technology, Hong Kong, China.

Fig. S1 XRD pattern for BOC-0h.

Fig. S2 FT-IR for BOC-0h.

Fig. S3 Enlarged view of FT-IR spectra of the as-prepared samples in the range of 820-870 cm⁻¹ (a) and 1250-1500 cm⁻¹ (b).

Fig. S4 SEM for BOC-0h

Fig. S5 (BiO)₂CO₃ with particle morphology.

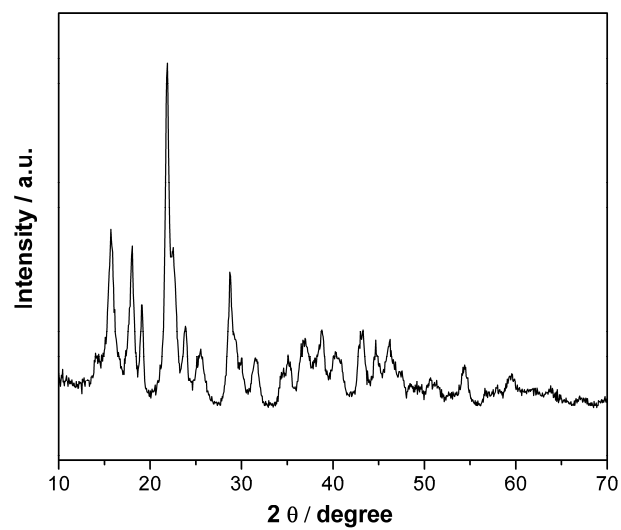


Fig. S1 XRD pattern for BOC-0h (bismuth citrate).

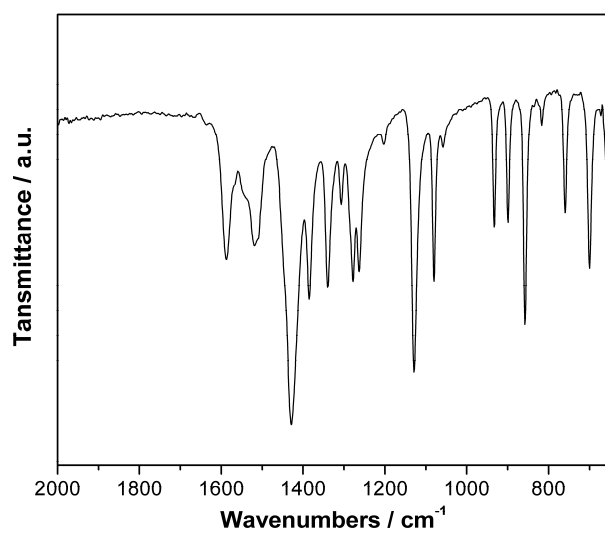


Fig. S2 FT-IR for BOC-0h (bismuth citrate).

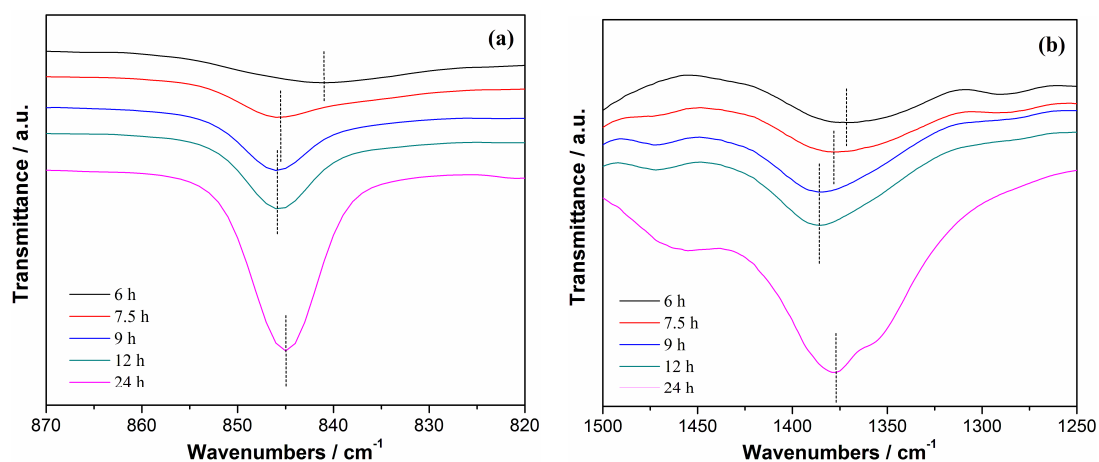


Fig. S3 Enlarged view of FT-IR spectra of the as-prepared samples in the range of 820-870 cm^{-1} (a) and 1250-1500 cm^{-1} (b).




Fig. S4 SEM for BOC-0h (bismuth citrate).




Fig. S5 $(\text{BiO})_2\text{CO}_3$ with particle morphology (1.53 g of sodium carbonate was added during synthesis).