

Cite this: DOI: 10.1039/c0xx00000x

www.rsc.org/xxxxxx

ARTICLE TYPE

The Conversion of CO₂ and CH₄ to Acetic Acid over the Au-exchanged ZSM-5 catalyst: A Density Functional Theory Study

Wasinee Panjan^{a,b,c,d}, Jakkapan Sirijaraensre^{a,b,c,d}, Chompunuch Warakulwit^{a,b,c,d},
Piboon Pantu^{a,b,c,d} and Jumras Limtrakul^{*a,b,c,d}

⁵ Received (in XXX, XXX) XthXXXXXXXXXX 20XX, Accepted Xth XXXXXXXXXXXX 20XX

DOI: 10.1039/b000000x

Supporting Information

10

15

20

25

30

35

40

45

Table S11. The electron configurations of Au and charge in various steps along with the methane activation.

Reaction Step	Electron Configuration of Au	NBO Charge of Au
Au-ZSM-5	[core]6S(0.26)5d(9.93)6p(0.07)6d(0.01)7p(0.01)	0.723
Homolytic mechanism		
CH ₄ _Ads.	[core]6S(0.50)5d(9.78)6p(0.09)7p(0.01)	0.626
TS_1.1	[core]6S(0.66)5d(9.54)6p(0.11)7p(0.01)	0.679
INT_1.1	[core]6S(0.76)5d(9.41)6p(0.14)6d(0.01)7p(0.01)	0.690
TS_1.2	[core]6S(0.79)5d(9.45)6p(0.11)6d(0.01)	0.652
INT_1.2	[core]6S(1.05)5d(9.66)6p(0.08)7p(0.01)	0.213
Heterolytic mechanism		
CH ₄ _Ads.	[core]6S(0.50)5d(9.78)6p(0.09)7p(0.01)	0.626
TS_1	[core]6S(0.66)5d(9.75)6p(0.09)7p(0.01)	0.496
INT_1.2	[core]6S(1.05)5d(9.66)6p(0.08)7p(0.01)	0.213

Table S12. The electron configurations of Au and charge in various steps along with the acetic formation.

Reaction Step	Electron Configuration of Au	NBO Charge of Au
The mono-functional gold catalyst		
Au-ended_Co-Ads.	[core]6S(1.04)5d(9.68)6p(0.08)7p(0.01)	0.201
TS_CO ₂ -insertion	[core]6S(0.76)5d(9.79)6p(0.10)7p(0.01)	0.335
INT_2	[core]6S(0.85)5d(9.61)6p(0.10)7p(0.02)	0.432
TS_H-transfer	[core]6S(0.66)5d(9.46)6p(0.11)7p(0.01)	0.766
CH ₃ COOH_Ads.	[core]6S(0.58)5d(9.73)6p(0.09)7p(0.01)	0.583
The concerted bi-functional mechanism		
H-ended_Co-Ads.	[core]6S(1.07)5d(9.68)6p(0.11)7p(0.01)	0.138
TS_Concerted	[core]6S(0.68)5d(9.82)6p(0.07)7p(0.01)	0.428
CH ₃ COOH_Ads.	[core]6S(0.58)5d(9.73)6p(0.09)7p(0.01)	0.583

Table SI3. The main geometry parameters of the optimized structures of the methane activation step. Bond distances are in Å and bond angles are in degrees.

Parameters	CO ₂ _Ads.	Reaction Step					
		CH ₄ _Ads.	TS_1	TS_1.1	INT_1.1	TS_1.2	INT_1.2
Bond distances							
Au-O1	2.16	2.16	2.47	2.33	2.30	2.22	2.45
Au-O2	2.59	2.60	3.10	2.27	2.25	2.96	3.05
Al-O1	1.76	1.76	1.70	1.73	1.74	1.75	1.71
Al-O2	1.70	1.70	1.76	1.74	1.74	1.71	1.81
C1-H'		1.11	1.50	1.64	2.29	2.46	3.33
Au-C1		2.43	2.12	2.12	2.05	2.04	2.03
Au-H'		2.20	1.92	1.57	1.54	1.54	2.13
O2-H'		3.49	1.45	3.37	3.01	2.00	1.01
Au-O3	2.28						
Au-C2	3.10						
C2-O3	1.18						
C2-O4	1.16						
Bond angles							
O1-Au-O2		62.7	51.7	65.1	66.4	56.3	53.4
O1-Al-O2		92.8	92.1	90.9	91.3	94.1	91.9
C1-Au-H'		27.1	43.3	50.1	77.9	85.2	106.6
Au-O3-C2	124.0						
O3-C2-O4	179.2						

The C-H bond distances of isolated methane are 1.09 Å.

The C=O bond distances of isolated CO₂ are 1.17 Å.

5

10

15

20

25

30

Table SI4. The main geometry parameters of the optimized structures of the acetic formation step via the mono-functional gold catalysis. Bond distances are in Å and bond angles are in degrees.

Parameters	Reaction Step				
	Au-ended_ Co-Ads.	TS_ CO ₂ -insertion	INT_2	TS_ H-transfer	CH ₃ COOH_Ads.
Bond distances					
Au-O1	3.13	2.37	2.25	2.14	2.15
Au-O2	3.25	3.17	3.05	2.82	2.65
Al-O1	1.66	1.71	1.72	1.78	1.77
Al-O2	1.57	1.82	1.81	1.70	1.70
Au-C1	2.02	2.47	3.12	3.23	3.28
Au-H'	2.27	2.33	2.20	1.59	2.75
O2-H'	1.00	0.99	1.00	2.42	4.07
C2-O3	1.17	1.24	1.34	1.38	1.42
C2-O4	1.16	1.23	1.22	1.21	1.20
C1-C2	5.44	1.63	1.51	1.50	1.49
O3-H'	3.25	5.17	3.50	1.71	0.97
Au-O3	2.43	2.98	2.01	2.08	2.17
Bond angles					
O1-Au-O2	38.6	51.6	54.6	59.8	62.5
O1-Al-O2	98.6	90.7	91.3	94.0	93.5
O3-C2-O4	178.6	138.7	119.4	115.3	118.9

The C=O bond distances of isolated CO₂ are 1.17 Å.

The C-O, C=O, C-C, O-H bond distances of isolated acetic acid are 1.36, 1.21, 1.50, 0.97 Å, respectively.

5

10

15

20

25

30

Table S15. The main geometry parameters of the optimized structure of the acetic formation step, the concerted bi-functional mechanism. Bond distances are in Å and bond angles are in degrees.

Parameters	Reaction Step		
	H-ended_Co-Ads.	TS_Concerted	CH ₃ COOH_Ads.
Bond distances			
Au-O1	2.43	2.82	2.15
Au-O2	3.08	3.92	2.65
Al-O1	1.71	1.70	1.77
Al-O2	1.81	1.78	1.70
Au-C1	2.03	2.19	3.28
Au-H'	2.41	3.81	2.75
O2-H'	0.99	1.17	4.07
C2-O3	1.17	1.24	1.42
C2-O4	1.17	1.19	1.20
C1-C2	3.58	1.89	1.49
O3-H'	2.10	1.25	0.97
Au-O3	3.38	4.25	2.17
Bond angles			
O1-Au-O2	54.2	42.2	62.5
O1-Al-O2	94.0	98.6	93.5
O3-C2-O4	178.9	140.0	118.9
H'-O3-C2	121.8	124.1	108.5

5

10

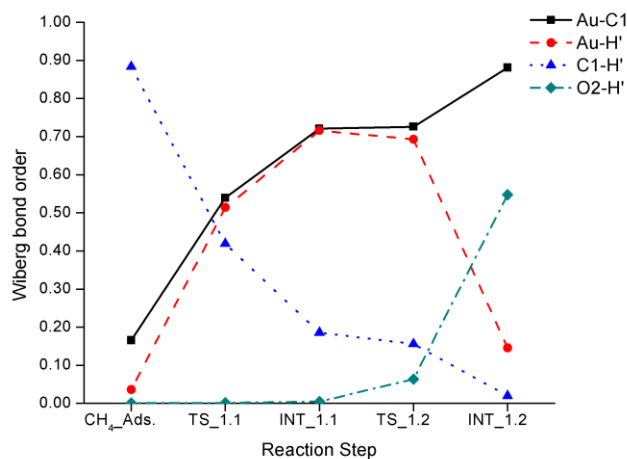
15

20

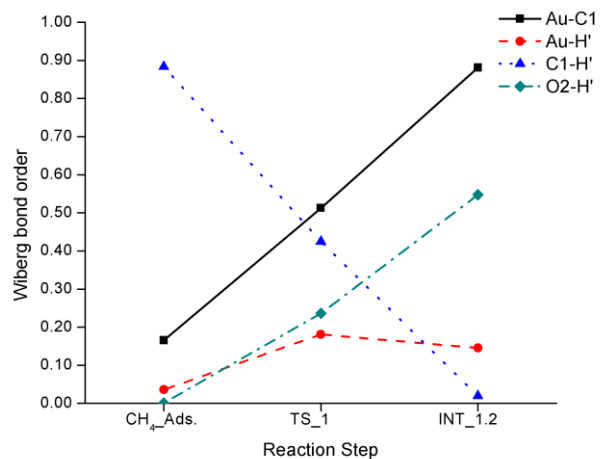
25

30

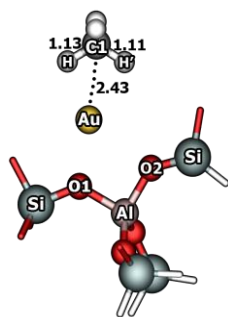
35



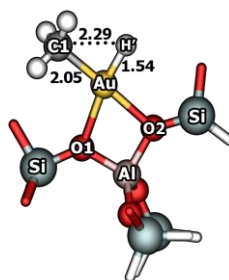
(a) Homolytic mechanism



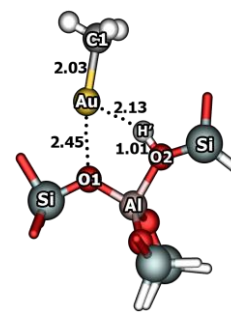
(b) Heterolytic mechanism



CH₄_Ads.



INT_1.1



INT_1.2

Fig. S11 Shows the Wiberg bond order of the important bonds along with the methane activation reaction: (a) via the homolytic mechanism, (b) via the heterolytic mechanism.

5

10

15

20

25

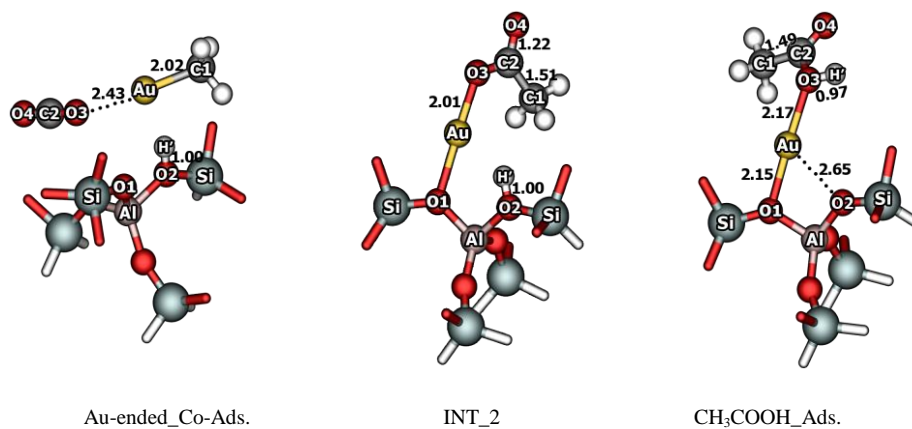
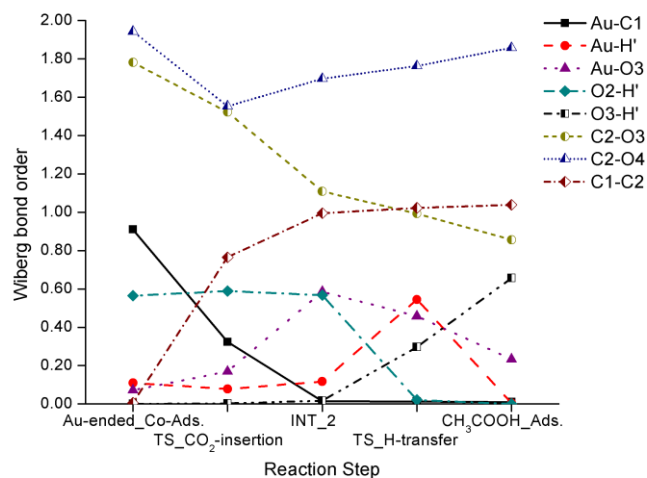


Fig. S12 Shows the Wiberg bond order of the important bonds along with the acetic formation via the mono-functional gold catalysis.

5

10

15

20

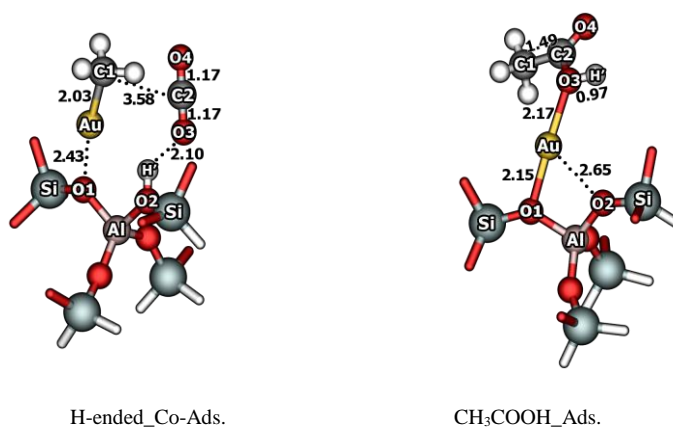
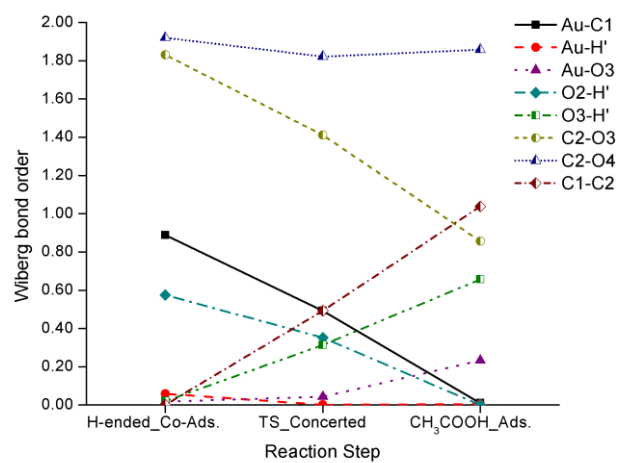


Fig. S13 Shows the Wiberg bond order of the important bonds along with the acetic formation via the concerted bi-functional mechanism.

5

10

15